

2015

NATIONAL SENIOR CERTIFICATE EXAMINATION SCHOOLS PERFORMANCE REPORT

NSC



Working together to move South Africa forward



basic education

Department:
Basic Education
REPUBLIC OF SOUTH AFRICA





Of Exams
Years

**SCHOOL PERFORMANCE
REPORT**

Contents

Foreword	3
1. Introduction	4
2. Scope of document	4
3. Summary of school performance	5
4. Schools that achieved a 100% pass rate from 2011 to 2015	5
5. Schools that performed below 40% over a five-year period	12
6. Provincial pass rate in 2015	14
Eastern Cape	15
Free State	56
Gauteng	66
KwaZulu-Natal	103
Limpopo	149
Mpumalanga	199
North West	223
Northern Cape	240
Western Cape	246

FOREWORD



As we celebrate 20 years of public examinations in South Africa, I am pleased to release the National Senior Certificate (NSC) School Performance Report for the Class of 2015. The Class of 2015 entered the education system in 2004 at the onset of our journey into the second decade of free citizenry in South Africa. We value this societal freedom and remain driven by the values of Nelson Mandela of creating a better life and opportunity for all.

The bedrock in the democratic era has been an improving education system committed to the pursuit of quality basic education. Government's strategy of improving the quality of basic education has been articulated in the National Development Plan (NDP), 2030. Improving the quality of education requires careful management and support from all interested parties. The education enterprise is a highly complex activity where the outcome is based on a multiplicity of factors. Hence, the quantification of improvements in the system is an extremely challenging task. The outcome of the NSC is one of the most critical indicators of progress made in the system.

In 2015, there were 12 814 473 learners in ordinary public and independent schools in South Africa, who attended 25 691 schools and were taught by 416 093 educators. The Class of 2015 had 667 925 full time candidates participating in the NSC Examination, which was the largest enrollment indicating a higher throughput rate, a challenge which the sector has been dealing with during the last few years.

Although the achievement rate decreased from 75.8% in 2014 to 70.7% in 2014, there has been a significant increase in the number of learners achieving the NSC. This has increased from 403 874 in 2014 to 455 825 learners achieving a NSC pass in 2015 which is an increase of 51 951 learners.

This report provides education officials, principals, teachers, parents and social partners with a picture of individual schools' performance in the 2015 NSC Examination. Schools that perform consistently well must be acknowledged and their good practices must be shared. This report showcases schools that have performed at a consistently high level, achieving a pass rate of 100% over the last five years. This is a significant achievement by all standards and performance of these schools must be applauded and celebrated. Schools whose number of learners that passed Mathematics and Physical Sciences increased, are commended for their sterling work done. Schools that continue to underperform must collaborate with better performing schools and this shared experience will build a stronger professional schooling community and contribute towards improved performance. In support of this stance, school performances that have not been at the desired levels over the last five years are listed.

An effective and successful school stems from a collaborative effort of committed stakeholders. I thank parents, teachers, principals, teacher unions, communities, district and provincial officials, and social partners for supporting the Class of 2015. In 2016, we urge schools and their communities to strive for improved quality of teaching and learning. This is the only way to a better life for all.

A handwritten signature in black ink, appearing to read 'Motshekga', written in a cursive style.

MRS AM MOTSHEKGA, MP
MINISTER OF BASIC EDUCATION
05 JANUARY 2015

1. INTRODUCTION

In this report, the overall results of schools in the country are packaged into a national report which allows for easy access by principals of schools and all officials based either at the national, provincial and district levels, that engage with learner performance. The school information is located within the 81 districts and indicates the number of candidates who wrote the examination and the number that obtained the NSC this year. The data presented in this report enables every school to keep track of their performance over time so that each institution is able to compare their current performance with the previous years' to measure progress made and innovations required in the next school year. Schools will also be able to compare their historic performance in the NSC over three years with that of other schools in the same quintile.

This Schools Performance Report should be read together with the following three reports on the 2015 National Senior Certificate published by the Department of Basic Education:

- a) The 2015 National Senior Certificate Examination Report;
- b) National Subject Report which provides the results of selected subjects, per individual school, and
- c) National Diagnostic Report which analyses learner-performance in the gateway subjects, identifies areas of poor performance and recommends appropriate remedial measures in each of the subjects.

Together, these four reports provide a holistic evaluation of the NSC.

2. SCOPE OF THE SCHOOL PERFORMANCE REPORT

This report provides information about the performance of all schools that wrote the 2015 NSC state Examination in public schools, special and independent schools. It also provides data on the overall performance of these schools over a three-year period so that a school is presented with a snapshot of its performance over the given period.

The year 2015 was the second year of a CAPS-aligned NSC Examination, which means that schools will be able to compare their performance in the new curriculum against its performance in CAPS in 2014 and to 2013 when the National Curriculum Statement was still being implemented.

For each school that participated in the 2015 NSC Examination, this report details the number of candidates that wrote the examination, the number of candidates that achieved the NSC and the pass percentage in each of the three years. It also provides a list of schools that obtained 100% and those that obtained below 40% over a period of five years respectively.

3. SUMMARY OF SCHOOL PERFORMANCE

Provinces		Total Number of Schools	0 - 19.9%	20 - 39.9%	40 to 59.9%	60 to 79.9%	80 to 100%	Exactly 0%	Exactly 100%
Eastern Cape	Number	924	47	229	276	209	163	2	37
	%		5.1	24.8	29.9	22.6	17.6	0.2	4.0
Free State	Number	328	2	0	23	82	221	0	46
	%		0.6	0.0	7.0	25.0	67.4	0.0	14.0
Gauteng	Number	853	6	8	45	212	582	6	144
	%		0.7	0.9	5.3	24.9	68.2	0.7	16.9
KwaZulu-Natal	Number	1 748	149	345	450	415	389	12	66
	%		8.5	19.7	25.7	23.7	22.3	0.7	3.8
Limpopo	Number	1 414	32	169	369	475	369	1	29
	%		2.3	12.0	26.1	33.6	26.1	0.1	2.1
Mpumalanga	Number	545	2	13	55	167	308	0	24
	%		0.4	2.4	10.1	30.6	56.5	0.0	4.4
North West	Number	383	3	2	32	115	231	0	26
	%		0.8	0.5	8.4	30.0	60.3	0.0	6.8
Northern Cape	Number	135	1	6	33	39	56	1	9
	%		0.7	4.4	24.4	28.9	41.5	0.7	6.7
Western Cape	Number	442	1	3	27	99	312	0	89
	%		0.2	0.7	6.1	22.4	70.6	0.0	20.1
National	Number	6 772	243	775	1 310	1 813	2 631	22	470
	%		3.6	11.4	19.3	26.8	38.9	0.3	6.9

4. SCHOOLS THAT ACHIEVED A 100% PASS RATE FROM 2011 TO 2015

Eastern Cape										
District Name	EMIS No	Centre No	Centre Name	Quintile	Wrote 2011	Wrote 2012	Wrote 2013	Wrote 2014	Wrote 2015	
QUEENSTOWN	200600694	4071030	QUEENSTOWN GIRLS HIGH SCHOOL	5	92	94	90	103	101	
EAST LONDON	200200035	4181004	BEACONHURST SCHOOL	5	44	55	46	47	62	
EAST LONDON	200200088	4181009	CLARENDON GIRLS HIGH SCHOOL	5	123	142	142	147	141	
EAST LONDON	200200359	4181026	LILYFONTEIN SCHOOL	5	17	24	25	26	27	
GRAAFF-REINET	200100250	4201007	GILL COLLEGE	5	44	50	48	44	53	
GRAHAMSTOWN	200100820	4211021	VICTORIA GIRLS HIGH SCHOOL	5	85	75	82	84	83	
PORT ELIZABETH	200100277	4221024	GREY BOYS SCHOOL	5	170	171	182	160	186	
PORT ELIZABETH	200100895	4222073	THEODOR HERZL HIGH SCHOOL	-	38	23	36	31	31	

Free State

DISTRICT NAME	EMIS No	Centre No	Centre Name	Quintile	Wrote 2011	Wrote 2012	Wrote 2013	Wrote 2014	Wrote 2015
XHARIEP	442104209	3161015	JACOBSDAL LANDBOUSKOOL	5	70	59	64	62	68
XHARIEP	445203201	3161046	ZASTRON CS	4	21	24	33	24	32
MOTHEO	440304223	3171012	CHRISTIAN BROTHERS COLLEGE CI/S	-	26	25	29	24	26
MOTHEO	440304210	3171017	EUNICE SS	5	155	179	185	177	174
MOTHEO	440304221	3171066	ST ANDREW'S CS	5	59	55	53	60	60
MOTHEO	440304222	3171068	ST MICHAEL'S CS	5	48	56	49	55	57
LEJWELEPUTSWA	440808296	3181005	BULTFONTEIN CS	5	19	28	23	17	30
LEJWELEPUTSWA	442008297	3181010	HOOPSTAD CS	5	15	17	20	25	22
THABO MOFUTSANYANA	443701267	3191026	PAUL ERASMUS SS	4	57	52	55	60	53
THABO MOFUTSANYANA	443410330	3194015	REITZ CS	5	35	26	34	30	42
THABO MOFUTSANYANA	444510260	3194018	VREDE CS	4	20	20	20	26	29
FEZILE DABI	441811277	3202011	HEILBRON CS	5	40	42	46	40	27

Gauteng

District Name	EMIS No	Centre No	Centre Name	Quintile	Wrote 2011	Wrote 2012	Wrote 2013	Wrote 2014	Wrote 2015
JOHANNESBURG SOUTH	700400028	8111906	AL-AQSA SCHOOL	-	87	63	98	104	97
JOHANNESBURG SOUTH	700122309	8122309	HORIZON INTERNATIONAL HIGH SCHOOL	-	22	21	28	30	50
JOHANNESBURG EAST	700130641	8130641	JEPPE GIRLS HIGH SCHOOL	5	136	167	180	151	169
JOHANNESBURG EAST	700130880	8130880	MARYVALE COLLEGE	-	33	41	37	47	54
JOHANNESBURG NORTH	700130971	8130971	MCAULEY HOUSE SCHOOL	-	53	52	53	58	63
JOHANNESBURG EAST	700131672	8131672	THE TORAH ACADEMY PRIMARY AND HIGH SCHOOL	-	20	21	16	18	19
JOHANNESBURG SOUTH	700132464	8132464	MAHLASEDI HIGH SCHOOL	-	40	47	62	60	42
JOHANNESBURG NORTH	700140285	8140285	NORTHCLIFF HIGH SCHOOL	5	237	273	271	267	252
JOHANNESBURG NORTH	700150623	8150623	HOËRSKOOL LINDEN	5	100	107	119	138	144
TSHWANE SOUTH	700210187	8210187	HOËRSKOOL GARSFONTEIN	5	309	297	376	367	350
TSHWANE SOUTH	700210245	8210245	HOËRSKOOL WATERKLOOF	5	306	303	312	297	341
TSHWANE NORTH	700220137	8220137	GEREFORMEERDE SKOOL DIRK POSTMA	-	18	29	17	20	28
TSHWANE SOUTH	700220582	8220582	CORNERSTONE COLLEGE SEC SCHOOL	-	111	130	146	131	143
TSHWANE SOUTH	700230110	8230110	AFRIKAANSE HOER MEISIESKOOL	5	194	213	196	184	197
TSHWANE SOUTH	700230219	8230219	CRAWFORD COLLEGE PRETORIA	-	103	128	122	110	109

Gauteng

District Name	EMIS No	Centre No	Centre Name	Quintile	Wrote 2011	Wrote 2012	Wrote 2013	Wrote 2014	Wrote 2015
TSHWANE NORTH	700230391	8230391	IONA CONVENT	-	31	28	29	55	47
TSHWANE SOUTH	700231043	8231043	LORETO CONVENT SCHOOL	-	59	69	72	70	76
TSHWANE SOUTH	700231571	8231571	CENTRAL ISLAMIC SCHOOL	-	28	24	28	35	19
TSHWANE WEST	700232454	8232454	PRINSHOFSKOOL	-	25	18	13	11	19
EKURHULENI NORTH	700260596	8260596	WINDSOR HOUSE ACADEMY	-	19	23	17	24	14
EKURHULENI NORTH	700261677	8261677	OOS-RAND AKADEMIE	-	9	9	3	8	5
EKURHULENI NORTH	700261727	8261727	MARANATHA CHRISTIAN	-	26	19	42	50	53
GAUTENG WEST	700270488	8270488	RANDFONTEIN HIGH SCHOOL	5	166	206	170	175	185
GAUTENG EAST	700310359	8310359	HOËRSKOOL STOFFBERG	5	140	144	146	129	104
EKURHULENI NORTH	700310383	8310383	KATHSTAN COLLEGE	-	24	26	19	22	22
EKURHULENI NORTH	700311696	8311696	ST FRANCIS COLLEGE	-	47	56	57	42	60
SEDIBENG EAST	700331702	8331702	ROSHNEE ISLAMIC SCHOOL	-	29	31	35	32	45
GAUTENG EAST	700350504	8350504	SPRINGS MUSLIM SCHOOL	-	11	24	19	21	24
EKURHULENI SOUTH	700400268	8400268	IMPACT INDEPENDENT HIGH SCHOOL	-	18	14	12	18	26
TSHWANE SOUTH	700400285	8400285	DUO EDU SENIOR OHAFHANKLIKE SKOOL	-	24	20	16	21	21
JOHANNESBURG WEST	700400311	8400311	BRIDGEWAY CHRISTIAN SCHOOL	-	5	10	6	8	9

KwaZulu-Natal

District Name	EMIS No	Centre No	Centre Name	Quintile	Wrote 2011	Wrote 2012	Wrote 2013	Wrote 2014	Wrote 2015
ZULULAND	500164502	5112115	INKAMANA S	-	28	26	27	28	28
ZULULAND	500250934	5112522	PONGOLA AKADEMIE	4	20	24	26	22	26
UTHUNGULU	500275243	5113465	ST CATHERINES H	-	17	15	20	25	14
UTHUKELA	500286343	5211130	UKHAHLAMBA H	2	28	31	37	34	22
UTHUKELA	500268176	5211226	SIRAATUL HAQ ISLAMIC	-	11	16	22	23	13
UTHUKELA	500154031	5211404	HARVEST COMBINED	-	28	40	51	55	50
UTHUKELA	500322418	5211407	ISLAMIC EDUCATIONAL CENTRE	-	16	15	18	18	20
AMAJUBA	500169090	5213242	ISLAMIC COLLEGE NEWCASTLE	-	2	3	6	5	9
UMGUNGUNDLOVU	500325968	5311222	MARITZBURG MUSLIM	-	39	46	60	62	53
UGU	500251156	5312245	PORT SHEPSTONE ISLAMIC	-	11	17	22	17	24
UMLAZI	500125245	5411110	DURBAN GIRLS H	5	163	226	291	252	226
UMLAZI	500413993	5411114	IHSAAN GIRLS COLLEGE	-	22	24	57	50	41
UMLAZI	500187368	5411201	AL-FALAAH COLLEGE	-	71	53	86	79	68
UMLAZI	500119917	5411211	DANVILLE PARK GIRLS' H	5	120	156	191	148	132
PINETOWN	500407555	5412127	STAR COLLEGE	-	29	33	117	84	94
PINETOWN	500295889	5412133	WESTVILLE GIRLS H	5	157	218	230	231	225
PINETOWN	500183853	5412234	KWATHINTWA SCHOOL FOR THE DEAF	-	10	7	5	5	5
PINETOWN	500328412	5412422	MOUNT EDGECOMBE PRIVATE	-	3	9	13	20	15

Limpopo

District Name	EMIS No	Centre No	Centre Name	Quintile	Wrote 2011	Wrote 2012	Wrote 2013	Wrote 2014	Wrote 2015
CAPRICORN	922223503	7255104	NORTHERN MUSLIM SCHOOL	-	14	20	21	25	20
VHEMBE	905332486	7343137	EMMANUEL CHRISTIAN	-	33	39	41	35	31
MOPANI	995501503	7415901	BLUE MOUNTAIN COLLEGE	-	8	7	8	6	15
MOPANI	995503201	7452006	ST GEORGE COLLEGE	-	51	60	60	74	68

Mpumalanga

District Name	EMIS No	Centre No	Centre Name	Quintile	Wrote 2011	Wrote 2012	Wrote 2013	Wrote 2014	Wrote 2015
GERT SIBANDE DISTRICT	800005819	6191809	GEORGE HOFMEYER HIGH SCHOOL	-	6	7	8	7	6
NKANGALA DISTRICT	800015842	6304891	MIDDELBURG MUSLIM SCHOOL	-	14	14	19	23	16

North West

District Name	EMIS No	Centre No	Centre Name	Quintile	Wrote 2011	Wrote 2012	Wrote 2013	Wrote 2014	Wrote 2015
BOJANALA PLATINUM DISTRICT	600102384	9111118	MEERHOF SCHOOL	-	4	8	15	14	19
BOJANALA PLATINUM DISTRICT	600101544	9152120	NURAL-IMAN-MUSLIM SCHOOL	-	13	10	18	14	12
BOJANALA PLATINUM DISTRICT	600100370	9152193	FIELDS COLLEGE	4	77	75	96	81	96
DR. K. KAUNDA DISTRICT	600100517	9225024	FERDINAND POSTMA	4	69	75	75	83	69

Northern Cape

District Name	EMIS No	Centre No	Centre Name	Quintile	Wrote 2011	Wrote 2012	Wrote 2013	Wrote 2014	Wrote 2015
FRANCES BAARD	300011403	2011403	KIMBERLEY GIRLS HIGH SCHOOL	5	107	116	122	124	119
PIXLEY KA SEME	300022301	2022301	H/SKOOL HOPETOWN	4	16	23	13	23	29

Western Cape

District Name	EMIS No	Centre No	Centre Name	Quintile	Wrote 2011	Wrote 2012	Wrote 2013	Wrote 2014	Wrote 2015
CAPE WINELANDS EDUCATION DISTRICT	109310202	1317702	BLOEMHOF HS	5	144	134	143	137	140
CAPE WINELANDS EDUCATION DISTRICT	108306202	1317703	BOLAND LANDBOUSKOOL	5	61	64	55	68	67
CAPE WINELANDS EDUCATION DISTRICT	108310254	1317722	LA ROCHELLE MEISIES HS	5	117	108	113	106	111
CAPE WINELANDS EDUCATION DISTRICT	108312236	1317729	PAARL GIRLS HS	5	78	99	91	89	86
CAPE WINELANDS EDUCATION DISTRICT	109310282	1317734	RHENISH GIRLS HS	5	114	126	139	129	144
CAPE WINELANDS EDUCATION DISTRICT	117312202	1318806	BONNIEVALE HS	4	50	57	58	54	61
METRO CENTRAL EDUCATION DISTRICT	102007105	1321105	CANNONS CREEK SCHOOL	-	18	19	19	19	22
METRO CENTRAL EDUCATION DISTRICT	105007284	1321130	STAR COLLEGE CAPE TOWN	-	11	17	11	23	21
METRO CENTRAL EDUCATION DISTRICT	103000806	1321131	HERZLIA HS	-	111	104	115	100	103
METRO CENTRAL EDUCATION DISTRICT	103000818	1321162	ST. CYPRIAN'S SCHOOL	-	60	63	60	69	61
METRO CENTRAL EDUCATION DISTRICT	105000876	1329910	BISHOPS	-	146	148	152	149	142
METRO CENTRAL EDUCATION DISTRICT	103315605	1329911	DOMINICAN GRIMLEY-SCHOOL	-	4	3	8	4	10
METRO CENTRAL EDUCATION DISTRICT	105000844	1329921	HERSCHEL GIRLS SCHOOL	-	94	96	94	100	103
METRO CENTRAL EDUCATION DISTRICT	105310288	1329938	RONDEBOSCH BOYS HS	5	160	158	157	151	164
METRO CENTRAL EDUCATION DISTRICT	105310291	1329939	RUSTENBURG GIRLS HS	5	154	136	143	151	152
METRO CENTRAL EDUCATION DISTRICT	105315613	1329954	VISTA NOVA-SCHOOL	-	15	15	15	18	28
METRO CENTRAL EDUCATION DISTRICT	105310316	1329957	WESTERFORD HS	5	168	177	175	177	182
METRO EAST EDUCATION DISTRICT	101008201	1337739	NATURAL LEARNING ACADEMY	-	8	9	12	15	17
METRO EAST EDUCATION DISTRICT	110007281	1337747	VALSBAAI HS	-	13	15	13	7	11
METRO NORTH EDUCATION DISTRICT	103000802	1341119	CBC ST. JOHN'S PARKLANDS	-	44	43	45	57	62
METRO NORTH EDUCATION DISTRICT	105315611	1341165	TAFELBERGSKOOL	-	13	22	18	19	18
METRO NORTH EDUCATION DISTRICT	103007427	1341183	SUNNINGDALE SCHOOL	-	5	2	3	4	7
METRO NORTH EDUCATION DISTRICT	103007232	1342259	PARKLANDS COLLEGE	-	49	61	65	86	103
EDEN & CENTRAL KAROO EDUCATION DISTR	121106203	1353330	OAKDALE LANDBOUSKOOL	5	65	83	86	71	64

Western Cape

District Name	EMIS No	Centre No	Centre Name	Quintile	Wrote 2011	Wrote 2012	Wrote 2013	Wrote 2014	Wrote 2015
EDEN & CENTRAL KAROO EDUCATION DISTR	116112221	1358824	HEIDELBERG HS	5	16	21	7	17	17
METRO SOUTH EDUCATION DISTRICT	105000935	1369907	SPRINGFIELD CONVENT OF THE HOLY ROSARY	-	77	81	96	84	84
METRO SOUTH EDUCATION DISTRICT	105000822	1369956	CONSTANTIA WALDORF SCHOOL	-	25	22	26	27	29
WEST COAST EDUCATION DISTRICT	136312222	1375508	GRAAFWATER HS	4	35	32	46	32	32
WEST COAST EDUCATION DISTRICT	138312229	1375510	LUTZVILLE HS	5	50	37	44	35	38
WEST COAST EDUCATION DISTRICT	133312241	1375515	PORTERVILLE HS	5	47	48	62	47	59

SUMMARY OF SCHOOLS THAT ACHIEVED 100 PERCENT FROM 2011 TO 2015

Province Name	No of Schools
EASTERN CAPE	8
FREE STATE	12
GAUTENG	31
KWAZULU-NATAL	18
LIMPOPO	4
MPUMALANGA	2
NORTH WEST	4
NORTHERN CAPE	2
WESTERN CAPE	30

5. SCHOOLS THAT PERFORMED BELOW 40% OVER A FIVE YEAR PERIOD

Eastern Cape										
District Name	EMIS No	Centre No	Centre Name	Quintile	% Achieved 2011	% Achieved 2012	% Achieved 2013	% Achieved 2014	% Achieved 2015	
MT FRERE	200500984	4021027	NTSIZWA SENIOR SECONDARY SCHOOL	1	3.4	11.2	34.6	14.5	2.2	
LUSIKISIKI	200501373	4041003	GWEBINDLALA SENIOR SECONDARY SCHOOL	1	7.3	14.3	24.1	29.2	35.3	
STERKSPRUIT	200601008	4061006	CEBOLETHU HIGH SCHOOL	3	28.6	35.7	36.4	14.3	15.4	
QUEENSTOWN	200600253	4071005	HEWU	3	21.4	32.3	34.9	36.8	39.4	
QUEENSTOWN	200600480	4071017	MHLOTSHANA SENIOR SECONDARY SCHOOL	3	26.1	34.0	35.1	14.7	25.5	
QUEENSTOWN	200600576	4071022	NGUBENGCUKA SENIOR SECONDARY SCHOOL	3	26.3	21.9	28.6	20.9	29.8	
QUEENSTOWN	200600746	4071034	SIJONGEPHAMBILI	3	25.6	38.7	28.6	29.7	11.4	
QUEENSTOWN	200600760	4071035	SIYAPHA KAMA SENIOR SECONDARY SCHOOL	3	15.8	11.5	26.7	17.7	17.4	
MTHATHA	200400569	4101030	MDITSHWA SENIOR SECONDARY SCHOOL	3	31.4	16.7	18.5	18.4	14.9	
MTHATHA	200400985	4101042	SEA VIEW SECONDARY SCHOOL	1	0.0	13.2	22.0	34.1	11.3	
LIBODE	200501135	4121031	SOBABA HIGH SCHOOL	1	30.8	7.9	16.7	13.6	27.0	
LIBODE	200401302	4121037	ZANOKHANYO SENIOR SECONDARY SCHOOL	2	6.0	9.3	18.3	16.9	35.5	
BUTTERWORTH	200300329	4161045	MGOMANZI SENIOR SECONDARY SCHOOL	3	20.8	20.6	31.4	32.8	39.1	
FORT BEAUFORT	200200928	4171042	ZANOBUZWE SENIOR SECONDARY SCHOOL	3	4.8	8.3	13.6	36.8	36.8	
KING WILLIAMS TOWN	200200831	4191111	THEMBELANI HIGH SCHOOL	3	21.4	21.2	23.7	23.5	35.3	
PORT ELIZABETH	200100476	4221045	LWANDLEKAZI HIGH SCHOOL	3	28.9	23.5	26.5	30.0	11.3	
PORT ELIZABETH	200100769	4221070	TAMSANQA SECONDARY SCHOOL	3	14.6	23.9	20.4	22.5	25.4	
UITENHAGE	200100627	4231022	PHAPHANI SENIOR SECONDARY SCHOOL	3	27.9	28.8	29.4	33.3	26.3	
UITENHAGE	200100772	4231031	THANDUXOLO SENIOR SECONDARY SCHOOL	3	11.1	20.0	21.6	35.1	22.4	
UITENHAGE	200100881	4231035	ZANOLWAZI SENIOR SECONDARY SCHOOL	3	25.0	37.5	34.0	27.8	27.0	

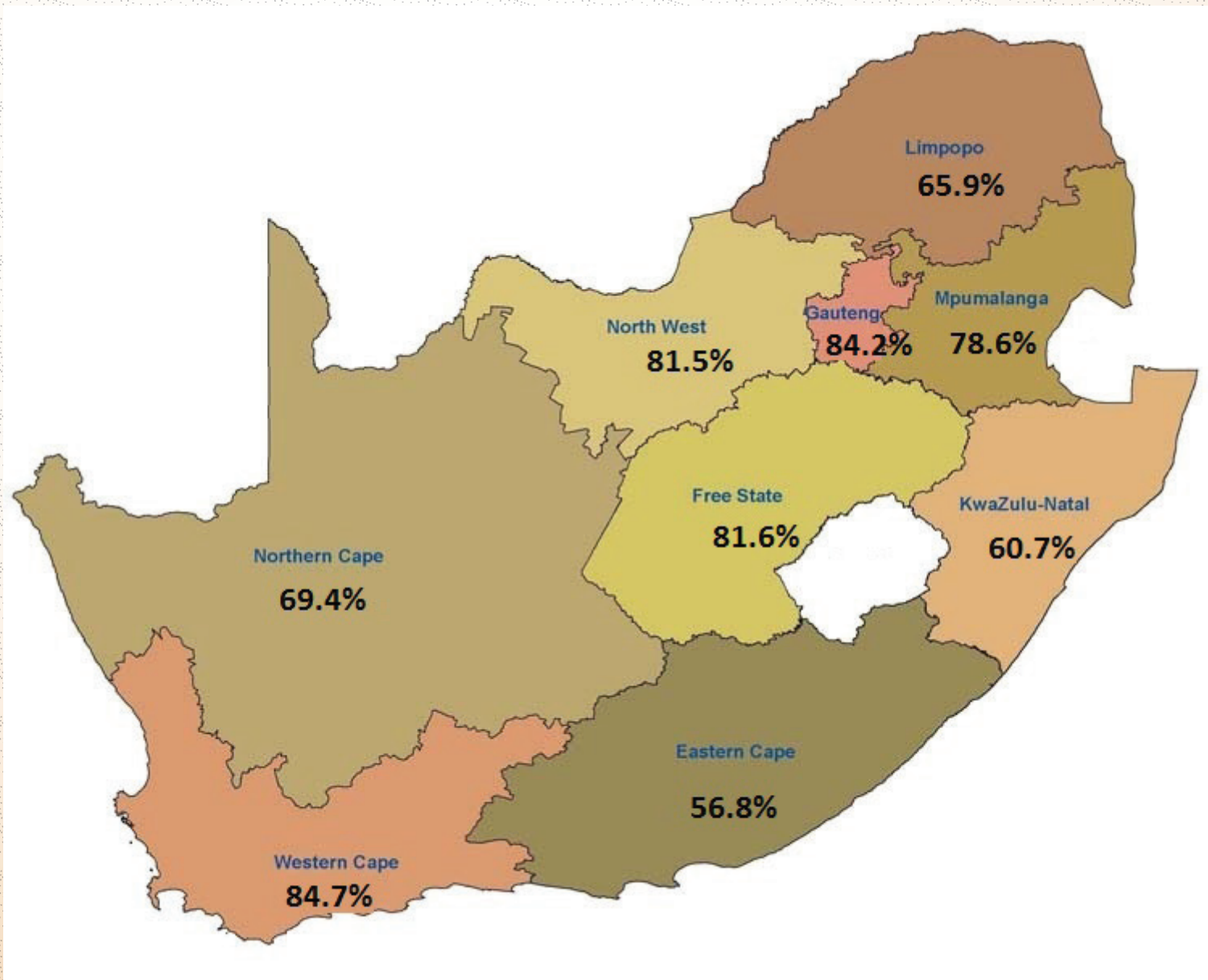
KwaZulu-Natal									
District Name	EMIS No	Centre No	Centre Name	Quintile	% Achieved_2011	% Achieved 2012	% Achieved2013	%Achieved2014	% Achieved2015
UMKHANYAKUDE	500213120	5111124	MMISO H	2	29.2	24.1	39.2	30.6	20.6
UMKHANYAKUDE	500250083	5111242	PHUNGAZA H	1	37.6	35.3	31.6	33.3	23.7
UTHUNGULU	500290672	5113136	UYAYA S	1	5.1	19.3	31.7	36.4	33.3
UMZINYATHI	500184112	5212240	KWAZENZELE H	1	26.2	37.2	27.1	19.5	18.0
UMGUNGUNDLOVU	500122914	5311208	DOORNKLOOF COMBINED	3	7.7	31.8	34.4	22.7	19.4
UGU	500115921	5312301	CHARLES HLENGWA H	3	14.3	11.4	18.8	9.1	0.0
IEMBE	500273356	5413126	SOMSHOKO S	3	34.5	17.9	25.5	3.2	18.2
IEMBE	500218411	5413319	MSHIYANE H	1	11.1	36.8	26.5	4.0	7.5
IEMBE	500301291	5413343	ZULEKA PARUK S	1	22.2	25.0	25.0	33.3	22.2

Limpopo									
District Name	EMIS No	Centre No	Centre Name	Quintile	% Achieved_2011	% Achieved2012	% Achieved2013	%Achieved2014	% Achieved2015
WATERBERG	921142379	7113131	MPADI SECONDARY	2	4.0	6.1	11.1	35.3	34.6
CAPRICORN	922250027	7221159	ALAPHA SECONDARY	1	21.1	0.0	33.3	25.0	31.3
CAPRICORN	922251778	7225118	MAKOBATENG SECONDARY	2	28.6	8.5	31.6	33.3	27.8
CAPRICORN	922220095	7254102	BOTSIKANA SECONDARY	2	32.4	18.3	29.9	19.6	9.4
VHEMBE	930351704	7351903	HAGGAI PRIVATE COMBINED	-	38.1	11.1	13.3	26.7	31.8
GREATER SEKHUKHUNE	925610292	7614131	NAKA MMAKGOMO SECONDARY	1	6.3	9.1	15.4	30.0	0.0
GREATER SEKHUKHUNE	925621148	7621162	TAUNG HIGH	1	22.9	22.6	14.9	18.8	14.1
GREATER SEKHUKHUNE	924650771	7631134	ZENZELENI SENIOR SECONDARY	1	30.8	28.6	36.0	27.6	25.0
GREATER SEKHUKHUNE	924650627	7631139	LOBOLI SECONDARY	1	27.4	38.0	28.8	21.7	26.2
GREATER SEKHUKHUNE	924640836	7654115	MAHLABA SECONDARY	1	23.1	12.1	29.2	10.0	7.7
GREATER SEKHUKHUNE	925661696	7661161	PHUTIMOGOLODI SECONDARY SCHOOL	1	8.3	25.0	8.3	18.2	27.3
GREATER SEKHUKHUNE	996606531	7671107	LERIANA SENIOR SECONDARY SCHOOL	2	38.5	26.5	21.4	17.5	36.4

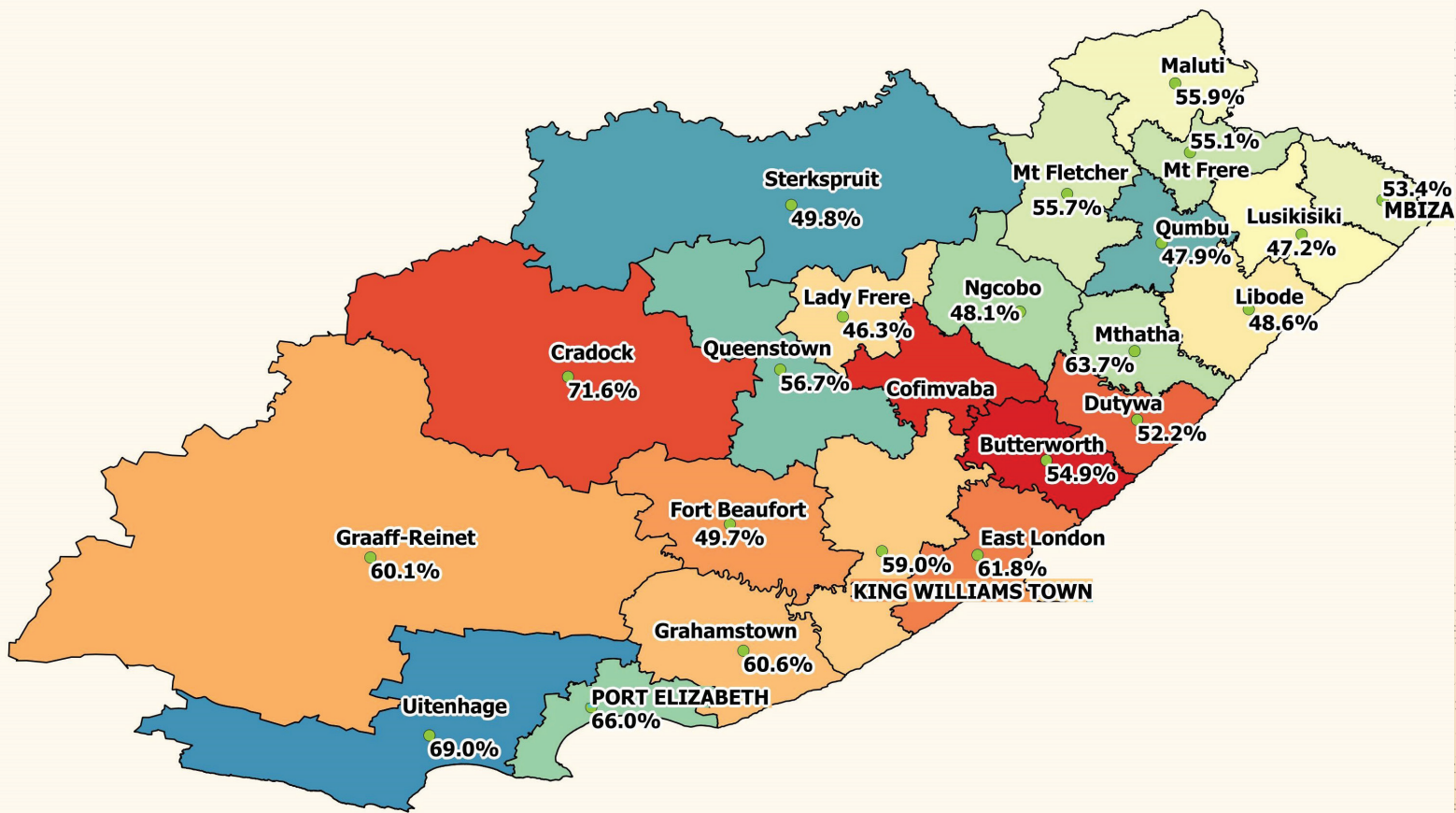
SUMMARY OF SCHOOLS THAT PERFORMED BELOW 40% OVER A FIVE YEAR PERIOD

Province Name	No of Schools
EASTERN CAPE	20
KWAZULU-NATAL	9
LIMPOPO	12

6. PROVINCIAL PASS RATE IN 2015



Eastern Cape



District Name	EMIS No	Centre No	Centre Name	Quintile	2013			2014			2015			
					Wrote	Achieved	% Achieved	Wrote	Achieved	% Achieved	Wrote	No Progressed	Achieved	% Achieved
BUTTERWORTH	200300003	4161001	AMABELE SENIOR SECONDARY SCHOOL	1	46	31	67.4	37	14	37.8	38	0	29	76.3
	200300869	4161002	BETHEL COLLEGE HIGH SCHOOL	-	59	46	78.0	59	42	71.2	46	3	31	67.4
	200300024	4161003	BLYTHSWOOD INSTITUTION	3	91	58	63.7	80	50	62.5	81	12	34	42.0
	200300033	4161048	BONGOLETHU SENIOR SECONDARY SCHOOL	2	37	24	64.9	26	13	50.0	35	2	11	31.4
	200300741	4161037	BUTTERWORTH HIGH SCHOOL	4	80	71	88.8	81	61	75.3	85	4	78	91.8
	200300879	4164049	BUTTERWORTH REVIVAL CHRISTIAN SCHOOL	-				9	6	66.7	9	4	8	88.9
	200300053	4161004	CUNNINGHAM SENIOR SECONSARY SCHOOL	3	72	32	44.4	61	22	36.1	51	13	27	52.9
	200300057	4161005	DALUHLANGA SENIOR SECONDARY SCHOOL	2	80	54	67.5	83	47	56.6	69	0	33	47.8
	200300071	4161042	DONDASHE SENIOR SECONDARY SCHOOL	1	95	56	58.9	87	60	69.0	87	6	42	48.3
	200300870	4161007	ELUKHANYISWENI COLLEGE	-	89	24	27.0	39	14	35.9	25	4	10	40.0
	200300873	4162021	EMMANUEL JUNIOR SCHOOL	-				12	9	75.0	29	16	18	62.1
	200300788	4161009	EZINGCUKA SENIOR SECONDARY SCHOOL	1	180	128	71.1	157	105	66.9	171	2	31	18.1
	200300744	4161008	EZINGQAYI SENIOR SECONDARY SCHOOL	2	73	44	60.3	64	39	60.9	109	0	66	60.6
	200300093	4161010	EZIZWENI SENIOR SECONDARY SCHOOL	2	63	41	65.1	81	43	53.1	84	0	38	45.2
	200300787	4161011	GOBE COMMERCIAL SCHOOL	2	112	73	65.2	66	55	83.3	114	0	100	87.7
	200300123	4161012	GWADANA SENIOR SECONDARY SCHOOL	2	37	30	81.1	24	13	54.2	50	1	13	26.0
	200300124	4161013	GWELANE SENIOR SECONDARY SCHOOL	1	62	49	79.0	76	39	51.3	60	0	34	56.7
	200300149	4161014	ISOLOMZI SENIOR SECONDARY SCHOOL	1	84	57	67.9	44	39	88.6	55	0	46	83.6
	200300723	4161038	JJ NJEZA SENIOR SECONDARY SCHOOL	1	97	68	70.1	101	52	51.5	102	2	66	64.7
	200300165	4161043	JONGABANTU SENIOR SECONDARY SCHOOL	2	91	42	46.2	93	23	24.7	49	0	28	57.1
200300169	4161044	JONGILIZWE SENIOR SECONDARY SCHOOL	3	44	36	81.8	51	38	74.5	43	1	25	58.1	
200300189	4161015	KRAZUKILE SENIOR SECONDARY SCHOOL	1	70	31	44.3	55	29	52.7	74	5	29	39.2	
200300198	4161016	KWANTOZONKE SENIOR SECONDARY SCHOOL	3	48	14	29.2	49	12	24.5	53	1	26	49.1	

District Name	EMIS No	Centre No	Centre Name	Quintile	2013			2014			2015			
					Wrote	Achieved	% Achieved	Wrote	Achieved	% Achieved	Wrote	No Progressed	Achieved	% Achieved
BUTTERWORTH	200300782	4161017	LAMPLOUGH SENIOR SECONDARY SCHOOL	3	144	106	73.6	101	88	87.1	114	9	96	84.2
	200300256	4161018	MABOBOTI S.S.S.	1	14	4	28.6	22	11	50.0	24	0	13	54.2
	200300258	4161019	MACIBE SENIOR SECONDARY SCHOOL	2	90	58	64.4	53	39	73.6	86	4	56	65.1
	200300846	4161039	MENTE SENIOR SECONDARY SCHOOL	1	71	54	76.1	62	56	90.3	118	1	98	83.1
	200300329	4161045	MGOMANZI SENIOR SECONDARY SCHOOL	3	86	27	31.4	58	19	32.8	69	19	27	39.1
	200300381	4161020	MSOBOMVU SENIOR SECONDARY SCHOOL	3	246	152	61.8	358	170	47.5	273	3	216	79.1
	200300383	4161021	MTAWELANGA SENIOR SECONDARY SCHOOL	2	103	64	62.1	63	20	31.7	108	2	32	29.6
	200300382	4161022	MTEBELE SENIOR SECONDARY SCHOOL	2	98	37	37.8	104	34	32.7	183	10	57	31.1
	200300164	4161049	MZAMOMHLE S.S.S.	3	9	8	88.9	11	2	18.2	11	1	7	63.6
	200300778	4161023	NCEDISIZWE SENIOR SECODARY SCHOOL	1	145	77	53.1	66	39	59.1	112	7	54	48.2
	200300420	4161024	NDABANKULU SENIOR SECONDARY SCHOOL	3	194	152	78.4	164	126	76.8	190	2	123	64.7
	200300443	4161051	NGUBESIZWE SENIOR SECONDARY SCHOOL	-							19	0	11	57.9
	200300472	4161025	NOLITHA COMPREHENSIVE TECHNICAL SCHOOL	3	105	51	48.6	72	39	54.2	131	2	66	50.4
	200300434	4161026	NOMAHEYA SENIOR SECONDARY SCHOOL	3	133	80	60.2	125	36	28.8	130	9	41	31.5
	200300488	4161040	NONDWE SENIOR SECONDARY SECONDARY	1	34	12	35.3	19	12	63.2	28	4	11	39.3
	200300533	4161041	PAKAMANI SENIOR SECONDARY SCHOOL	3	156	134	85.9	149	133	89.3	212	3	148	69.8
	200300790	4161027	QOMBOLO SENIOR SECONDARY SCHOOL	1	56	22	39.3	54	29	53.7	54	2	32	59.3
	200300574	4161028	SIYABULELA SENIOR SECONDARY SCHOOL	3	53	38	71.7	47	14	29.8	42	9	24	57.1
	200300823	4161029	SOPHAKAMA SENIOR SECONDARY SCHOOL	2	24	11	45.8	18	16	88.9	39	2	16	41.0
	200300587	4161046	TANGA SENIOR SECONDARY SCHOOL	3	92	44	47.8	24	23	95.8	79	3	46	58.2
200300614	4161030	TYALI SENIOR SECONDARY SCHOOL	1	380	110	28.9	99	52	52.5	147	28	37	25.2	
200300646	4161031	VULI-VALLEY SENIOR SECONDARY SCHOOL	4	144	107	74.3	154	82	53.2	131	1	90	68.7	
200300650	4161032	VULUHLANGA SENIOR SECONDARY SCHOOL	2	36	31	86.1	40	30	75.0	48	0	40	83.3	

District Name	EMIS No	Centre No	Centre Name	Quintile	2013			2014			2015			
					Wrote	Achieved	% Achieved	Wrote	Achieved	% Achieved	Wrote	No Progressed	Achieved	% Achieved
BUTTERWORTH	200300663	4161033	XILINXA SENIOR SECONDARY SCHOOL	2	44	32	72.7	64	43	67.2	79	16	41	51.9
	200300677	4161034	ZANEWONGA SENIOR SECONDARY SCHOOL	1	56	40	71.4	49	25	51.0	76	0	37	48.7
	200300683	4161047	ZAZULWANA SENIOR SECONDARY SCHOOL	3	38	16	42.1	32	25	78.1	31	7	21	67.7
	200300702	4161035	ZWELANDILE SENIOR SECONDARY SCHOOL	3	70	32	45.7	56	30	53.6	82	0	42	51.2
	200300709	4161036	ZWELIWELILE SENIOR SECONDARY SCHOOL	3	152	87	57.2	104	42	40.4	118	1	28	23.7
COFIMVABA	200600003	4141001	A.M.ZANTSI SENIOR SECONDARY SCHOOL	1	28	28	100.0	55	54	98.2	64	4	53	82.8
	200601046	4141002	ARTHUR MFEBE SENIOR SECONDARY SCHOOL	2	37	17	45.9	44	23	52.3	69	19	32	46.4
	200601077	4141029	BUBELE SENIOR SECONDARY SCHOOL	1	13	4	30.8	11	7	63.6	15	2	1	6.7
	200600109	4141003	COFIMVABA SENIOR SECONDARY SCHOOL	3	126	112	88.9	154	136	88.3	208	4	200	96.2
	200601092	4141005	DALIWONGA HIGH SCHOOL	2	100	86	86.0	102	65	63.7	109	17	72	66.1
	200600195	4141030	FALO SENIOR SECONDARY SCHOOL	2	101	60	59.4	102	43	42.2	83	3	50	60.2
	200300111	4141006	GOBINAMBA SENIOR SECONDARY SCHOOL	3	44	34	77.3	41	30	73.2	73	13	33	45.2
	200601112	4141031	HALA SENIOR SECONDARY SCHOOL	1	25	18	72.0	24	18	75.0	32	0	17	53.1
	200601031	4141007	ISIKHOBA NOMBWU TECH S.S.	2	74	56	75.7	54	32	59.3	71	16	34	47.9
	200300804	4141032	JONGIZIZWE NKWENKWEZI SENIOR SECONDARY SCHOOL	2	32	18	56.3	30	14	46.7	29	3	15	51.7
	200600335	4141009	KHWAZA SENIOR SECONDARY SCHOOL	1	102	45	44.1	58	27	46.6	68	4	28	41.2
	200300207	4141010	LANGALETHU SENIOR SECONDARY SCHOOL	1	19	9	47.4	13	9	69.2	16	0	6	37.5
	200601032	4141011	LOWER SEPLAN SENIOR SECONDARY SCHOOL	1	10	8	80.0	13	1	7.7	24	0	7	29.2
	200300279	4141013	MANGELENGELE	2	84	73	86.9	54	44	81.5	67	6	51	76.1
	200600456	4141014	MAZIBUKO SENIOR SECONDARY SCHOOL	1	64	35	54.7	39	34	87.2	62	0	15	24.2
	200300343	4141015	MIDDLE ZOLO SENIOR SECONDARY SCHOOL	3	14	5	35.7	12	5	41.7	11	0	1	9.1
	200601096	4141016	MTETUVUMILE	1	59	48	81.4	52	27	51.9	118	0	37	31.4
	200601139	4141027	MZIMVUBU SENIOR SECONDARY SCHOOL	1	47	36	76.6	51	28	54.9	74	8	29	39.2
	200600552	4141018	NCUNCUZO SENIOR SECONDARY SCHOOL	2	102	69	67.6	139	103	74.1	116	40	61	52.6

District Name	EMIS No	Centre No	Centre Name	Quintile	2013			2014			2015			
					Wrote	Achieved	% Achieved	Wrote	Achieved	% Achieved	Wrote	No Progressed	Achieved	% Achieved
COFIMVABA	200300845	4141019	NDYEBO-NTSALUBA SENIOR SECONDARY SCHOOL	1	52	50	96.2	51	40	78.4	69	0	65	94.2
	200601047	4141028	SABATA SENIOR SECONDARY SCHOOL	1	46	35	76.1	61	35	57.4	52	0	29	55.8
	200600756	4141021	SIYABALALA SENIOR SECONDARY SCHOOL	1	48	28	58.3	70	31	44.3	39	2	9	23.1
	200600987	4141022	ST. JAMES SENIOR SECONDARY SCHOOL	3	196	185	94.4	176	173	98.3	206	0	201	97.6
	200300612	4141023	TOMO SENIOR SECONDARY SCHOOL	3	119	88	73.9	108	69	63.9	128	17	89	69.5
	200601045	4141025	ZWELANDILE SENIOR SECONDARY SCHOOL	2	27	15	55.6	61	20	32.8	56	0	14	25.0
	200300711	4141026	ZWELIXOLILE SENIOR SECONDARY SCHOOL	2	23	17	73.9	18	9	50.0	12	0	9	75.0
CRADOCK	200600117	4091001	CRADOCK HIGH SCHOOL	5	76	74	97.4	88	81	92.0	85	1	84	98.8
	200600556	4091018	CRADOCK PRISON	3	4	0	0.0	5	0	0.0	5	0	3	60.0
	200600162	4091002	EKUPHUMLENI SENIOR SECONDARY SCHOOL	3	31	21	67.7	24	18	75.0	44	0	32	72.7
	200600288	4091003	IKWEZI SENIOR SECONDARY SCHOOL	2	62	39	62.9	54	21	38.9	47	0	18	38.3
	200600229	4091004	INYATHI HIGH SCHOOL	3	62	42	67.7	65	49	75.4	77	0	65	84.4
	200600304	4091005	J.A CALATA SENIOR SECONDARY SCHOOL	3	59	52	88.1	66	56	84.8	143	51	102	71.3
	200600345	4091006	KOPANO SENIOR SECONDARY SCHOOL	3	43	16	37.2	20	17	85.0	35	0	15	42.9
	200600265	4091007	MARLOW AGRICULTURAL HIGH SCHOOL	3	53	53	100.0	45	44	97.8	45	1	44	97.8
	200600453	4091017	MATTHEW GONIWE COMPREHENSIVE SCHOOL	3	55	32	58.2	24	16	66.7	59	29	27	45.8
	200600458	4091008	MBEKWENI HIGH SCHOOL	2	38	28	73.7	25	24	96.0	39	0	23	59.0
	200600482	4091009	MICHAUSDAL SENIOR SECONDARY SCHOOL	3	67	58	86.6	60	57	95.0	110	15	97	88.2
	200600483	4091010	MIDDELBURG HIGH SCHOOL	4	32	31	96.9	33	32	97.0	37	0	36	97.3
	200600484	4091011	MIDDELLAND SENIOR SECONDARY SCHOOL	3	101	64	63.4	69	64	92.8	121	44	90	74.4
	200600969	4091012	PHAKAMA HOFMEYR HIGH SCHOOL	3	31	15	48.4	12	8	66.7	48	2	10	20.8
200600705	4091013	RAYMOND MHLABA SENIOR SECONDARY SCHOOL	3	40	38	95.0	42	26	61.9	24	0	20	83.3	

District Name	EMIS No	Centre No	Centre Name	Quintile	2013			2014			2015			
					Wrote	Achieved	% Achieved	Wrote	Achieved	% Achieved	Wrote	No Progressed	Achieved	% Achieved
CRADOCK	200600761	4091014	SIZAMILE SENIOR SECONDARY SCHOOL	3	46	21	45.7	22	22	100.0	27	0	20	74.1
	200600819	4091015	TARKASTAD HIGH SCHOOL	4	29	26	89.7	15	15	100.0	26	0	26	100.0
	200600936	4091016	ZANABANTU HIGH SCHOOL	3	24	17	70.8	21	18	85.7	32	7	7	21.9
DUTYWA	200300008	4151001	BADI SENIOR SECONDARY SCHOOL	2	114	89	78.1	90	71	78.9	145	3	75	51.7
	200300011	4151002	BASHEE SENIOR SECONDARY SCHOOL	1	98	46	46.9	80	43	53.8	135	8	77	57.0
	200300028	4151003	BOMELA SENIOR SECONDARY SCHOOL	2	98	44	44.9	51	19	37.3	77	7	35	45.5
	200300831	4151004	BONKOLO SENIOR SECONDARY SCHOOL	3	79	26	32.9	69	30	43.5	82	1	37	45.1
	200300051	4151005	COLOSA SENIOR SECONDARY SCHOOL	2	87	54	62.1	143	94	65.7	224	26	101	45.1
	200300836	4151006	DINIZULU SENIOR SECONDARY SCHOOL	2	75	30	40.0	37	29	78.4	94	4	34	36.2
	200300875	4151038	DUMALISILE COMPREHENSIVE HIGH SCHOOL	1	130	52	40.0	96	65	67.7	50	2	28	56.0
	200400149	4151007	ELLIOTDALE TECH	3	104	81	77.9	117	74	63.2	123	6	75	61.0
	200300086	4151008	ENOCH MAMBA SNR S	1	66	19	28.8	63	25	39.7	82	0	28	34.1
	200401413	4152009	EXECUTIVE ACADEMY	-	203	128	63.1	368	209	56.8	470	1	301	64.0
	200300100	4151010	FORT MALAN SENIOR SECONDARY SCHOOL	2	90	63	70.0	51	39	76.5	114	12	59	51.8
	200400194	4151011	GANIZULU SENIOR SECONDARY SCHOOL	1	113	56	49.6	78	38	48.7	139	3	83	59.7
	200400250	4151012	GWEBITYALA SENIOR SECONDARY SCHOOL	1	59	22	37.3	64	22	34.4	92	1	42	45.7
	200401414	4152013	IDUTYWA SCHOOL OF EXCELLENCE	-				183	77	42.1	191	0	114	59.7
	200400280	4151014	JALAMBA SENIOR SECONDARY SCHOOL	3	61	10	16.4	13	9	69.2	86	8	44	51.2
	200300168	4151015	JONGILANGA SENIOR SECONDARY SCHOOL	1	88	35	39.8	41	14	34.1	56	28	13	23.2
	200300153	4151016	JS SKENJANA SENIOR SECONDARY SCHOOL	3	254	237	93.3	225	201	89.3	261	35	195	74.7
	200300202	4151017	LM MALGAS SENIOR SECONDARY SCHOOL	2	31	27	87.1	31	17	54.8	71	1	22	31.0
	200300242	4151018	LUKHANYO SENIOR SECONDARY SCHOOL	1	48	20	41.7	16	1	6.3	33	2	10	30.3
	200300857	4151019	LUKHOZANA SENIOR SECONDARY SCHOOL	2	15	11	73.3	13	7	53.8	17	0	4	23.5
200300850	4151020	LURWAYIZO SENIOR SECONDARY SCHOOL	1	15	4	26.7	13	5	38.5	19	0	7	36.8	

District Name	EMIS No	Centre No	Centre Name	Quintile	2013			2014			2015			
					Wrote	Achieved	% Achieved	Wrote	Achieved	% Achieved	Wrote	No Progressed	Achieved	% Achieved
DUTYWA	200300295	4151021	MATHUMBU SENIOR SECONDARY SCHOOL	1							75	1	9	12.0
	200300801	4151022	MAZIZINI SENIOR SECONDARY SCHOOL	2	73	69	94.5	52	41	78.8	97	1	41	42.3
	200300314	4151042	MDENI SENIOR SECONDARY SCHOOL	1				84	64	76.2	104	0	38	36.5
	200300868	4152023	MIDA SCHOOL	-	122	87	71.3	105	84	80.0	100	0	66	66.0
	200300780	4151024	MPOZOLO SENIOR SECONDARY SCHOOL	1	38	25	65.8	33	14	42.4	39	3	24	61.5
	200400734	4151025	NGANGOLWANDLE SENIOR SENIOR SECONDARY	1	258	191	74.0	331	230	69.5	648	8	415	64.0
	200300433	4151026	NGCINGWANE TECH S.S.S.	3	98	46	46.9	102	65	63.7	131	30	77	58.8
	200300449	4151027	NGWENZE SENIOR SENIOR SECONDARY SCHOOL	2	161	94	58.4	121	53	43.8	155	12	76	49.0
	200400808	4151028	NOBANGILE SENIOR SECONDARY SCHOOL	1	68	25	36.8	67	26	38.8	103	6	59	57.3
	200300503	4151037	NQABARA SENIOR SECONDARY SCHOOL	1	133	74	55.6	101	53	52.5	201	0	104	51.7
	200300832	4151030	NQABISILE SENIOR SECONDARY SCHOOL	1	43	17	39.5	23	9	39.1	56	4	18	32.1
	200300627	4151031	UPPER GWADU SENIOR SECONDARY SCHOOL	2	49	26	53.1	50	37	74.0	49	5	27	55.1
	200300719	4151032	VULINGCOBO SENIOR SECONDARY SCHOOL	1	62	39	62.9	84	51	60.7	99	6	70	70.7
	200300764	4151033	WILLOVALE SENIOR SECONDARY SCHOOL	3	70	30	42.9	79	31	39.2	71	21	28	39.4
	200300666	4151034	XOLILIZWE SENIOR SECONDARY SCHOOL	2	121	97	80.2	172	74	43.0	172	26	25	14.5
	200401208	4151035	ZWELENQABA SENIOR SECONDARY SCHOOL	1	27	22	81.5	72	24	33.3	194	6	70	36.1
200300703	4151036	ZWELIDUMILE SENIOR SECONDARY SCHOOL	1	76	57	75.0	100	33	33.0	78	6	42	53.8	
EAST LONDON	200200091	4182001	ACCORD BUSINESS ACADEMY	-	26	6	23.1	21	10	47.6	31	5	11	35.5
	200200009	4182002	ALPHENDALE SENIOR SECONDARY SCHOOL	4	112	90	80.4	117	97	82.9	190	26	160	84.2
	200201004	4182003	ALTHORPE COLLEGE	-	77	59	76.6	67	41	61.2	86	10	41	47.7
	200200035	4181004	BEACONHURST SCHOOL	5	46	46	100.0	47	47	100.0	62	0	62	100.0
	200201048	4181005	BHONGOLETHU SENIOR SECONDARY SCHOOL	2	47	30	63.8	50	39	78.0	72	33	45	62.5
	200200072	4181006	BLYLETTS COMBINED SCHOOL	2	103	91	88.3	130	110	84.6	138	16	110	79.7
	200200060	4181007	BUCHULE TECHNICAL HIGH SCHOOL	3	47	36	76.6	43	27	62.8	109	66	31	28.4

District Name	EMIS No	Centre No	Centre Name	Quintile	2013			2014			2015			
					Wrote	Achieved	% Achieved	Wrote	Achieved	% Achieved	Wrote	No Progressed	Achieved	% Achieved
EAST LONDON	200200075	4181008	CAMBRIDGE HIGH SCHOOL	5	184	183	99.5	176	175	99.4	208	0	208	100.0
	200300874	4182090	CANNAN ACADEMY	-				24	11	45.8	36	1	26	72.2
	200201069	4182088	CENTRE OF EXCELLENCE	-	66	42	63.6	74	56	75.7	81	8	60	74.1
	200200088	4181009	CLARENDON GIRLS HIGH SCHOOL	5	142	142	100.0	147	147	100.0	141	0	141	100.0
	200200111	4181011	DAVID MAMA HIGH SCHOOL	3	120	91	75.8	90	58	64.4	99	5	81	81.8
	200201035	4181012	EAST LONDON SCIENCE COLLEGE	-	79	75	94.9	62	62	100.0	72	3	63	87.5
	200200139	4181052	EAST LONDON SECONDARY SCHOOL	4	66	51	77.3	53	50	94.3	100	15	79	79.0
	200200141	4181013	EBENZER MAJOMBOZI HIGH SCHOOL	3	118	87	73.7	126	115	91.3	193	72	114	59.1
	200200168	4181053	ERIC MNTONGA HIGH SCHOOL	3	30	18	60.0	46	18	39.1	43	19	15	34.9
	200200191	4181014	FUNIWE SENIOR SECONDARY SCHOOL	2	53	51	96.2	68	61	89.7	62	14	43	69.4
	200200203	4181015	GEORGE RANDELL HIGH SCHOOL	5	81	80	98.8	74	72	97.3	89	2	88	98.9
	200201018	4181090	GONUBIE HIGH SCHOOL	4	58	57	98.3	80	77	96.3	83	4	83	100.0
	200200990	4181054	GOODHOPE SENIOR SECONDARY SCHOOL	2	70	34	48.6	51	25	49.0	52	1	16	30.8
	200200220	4181055	GREENPOINT SECONDARY SCHOOL	4	114	101	88.6	87	68	78.2	112	12	102	91.1
	200200253	4181016	GRENS HIGH SCHOOL	5	94	93	98.9	113	113	100.0	111	3	111	100.0
	200200227	4181017	GWABA COMBINED SCHOOL	3	39	25	64.1	34	19	55.9	37	8	17	45.9
	200200248	4181019	HLOKOMA HIGH SCHOOL	3	50	26	52.0	76	69	90.8	71	7	40	56.3
	200200251	4181020	HLUMANI HIGH SCHOOL	3	61	26	42.6	64	37	57.8	88	17	33	37.5
	200200260	4181021	HUDSON PARK HIGH SCHOOL	5	219	215	98.2	222	222	100.0	212	1	210	99.1
	200200985	4181056	INKWENKWEZI HIGH SCHOOL	3	66	35	53.0	43	27	62.8	60	0	16	26.7
	200200455	4181022	J F MATI SENIOR SECONDARY SCHOOL	3	33	28	84.8	44	24	54.5	65	25	23	35.4
	200200292	4181057	JOHN BISSEKER SECONDARY SCHOOL	4	156	124	79.5	121	107	88.4	227	38	128	56.4
	200200294	4181058	JONGILANGA HIGH SCHOOL	2	29	13	44.8	37	14	37.8	32	1	11	34.4
200200296	4181059	JONGUHLANGA SENIOR SECONDARY SCHOOL	3	21	8	38.1	10	5	50.0	15	0	10	66.7	
200200314	4181060	KHULANI COMMERCIAL HIGH SCHOOL	3	165	137	83.0	149	121	81.2	115	2	96	83.5	
200201078	4182091	KINGS COLLEGE	-							17	0	13	76.5	

District Name	EMIS No	Centre No	Centre Name	Quintile	2013			2014			2015			
					Wrote	Achieved	% Achieved	Wrote	Achieved	% Achieved	Wrote	No Progressed	Achieved	% Achieved
EAST LONDON	200200333	4181024	KUSILE COMPREHESIVE SCHOOL	3	103	64	62.1	127	92	72.4	205	70	93	45.4
	200200342	4181061	KWENXURA SENIOR SECONDARY SCHOOL	1	38	23	60.5	41	21	51.2	57	13	24	42.1
	200200359	4181026	LILYFONTEIN SCHOOL	5	25	25	100.0	26	26	100.0	27	0	27	100.0
	200200362	4181025	LINGELETHU SENIOR SECONDARY SCHOOL	2	112	60	53.6	89	37	41.6	99	27	37	37.4
	200200371	4181062	LOYISO SENIOR SECONDARY SCHOOL	3	61	23	37.7	45	28	62.2	102	45	25	24.5
	200200379	4181063	LUMKO HIGH SCHOOL	3	83	72	86.7	84	66	78.6	114	3	84	73.7
	200200437	4181027	MASIXOLE HIGH SCHOOL	3	57	45	78.9	62	39	62.9	94	16	38	40.4
	200200483	4181028	MIZAMO SENIOR SECONDARY SCHOOL	3	98	55	56.1	60	25	41.7	89	4	54	60.7
	200200495	4181029	MOSES MABHIDA SENIOR SECONDARY SCHOOL	3	24	20	83.3	36	22	61.1	37	6	23	62.2
	200200504	4181030	MSOBOMVU HIGH SCHOOL	2	8	6	75.0	10	3	30.0	18	3	2	11.1
	200200521	4181091	MZAMOWETHU PUBLIC SCHOOL	3	28	15	53.6	39	22	56.4	54	3	33	61.1
	200200527	4181065	MZOKHANYO HIGH SCHOOL	3	101	50	49.5	62	37	59.7	130	58	54	41.5
	200200528	4181066	MZOMHLE SENIOR SECONDARY SCHOOL	3	63	44	69.8	83	51	61.4	121	35	77	63.6
	200201049	4181031	MZWINI SENIOR SECONDARY SCHOOL	2	24	7	29.2	14	6	42.9	25	15	5	20.0
	200200574	4181067	NGWENYATHI HIGH SCHOOL	3	84	51	60.7	57	50	87.7	91	0	56	61.5
	200200619	4181032	NONCEDO COMBINED SCHOOL	3	22	10	45.5	24	13	54.2	34	8	17	50.0
	200200639	4181068	NOWAWE HIGH SCHOOL	3	58	52	89.7	26	11	42.3	74	0	17	23.0
	200200658	4181033	NTSOKOTHA SENIOR SECONDARY SCHOOL	3	37	14	37.8	39	29	74.4	47	16	18	38.3
	200200664	4181034	NYAMEKO HIGH SCHOOL	3	116	98	84.5	158	128	81.0	127	26	103	81.1
	200200996	4182035	OXFORD COLLEGE	-	17	3	17.6	16	7	43.8	12	3	2	16.7
	200200688	4181036	PHILEMON NGCELWANE HIGH SCHOOL	3	101	77	76.2	78	56	71.8	93	2	73	78.5
	200200699	4181037	PORT REX TECHNICAL HIGH	5	77	67	87.0	96	77	80.2	94	14	75	79.8
	200200707	4181069	QAQAMBA SENIOR SECONDARY SCHOOL	3	49	43	87.8	50	40	80.0	111	92	19	17.1
200200988	4181038	QHAMANI SENIOR SECONDARY SCHOOL	3	9	9	100.0	13	12	92.3	11	0	8	72.7	
200200714	4181070	QHASANA SENIOR SECONDARY SCHOOL	3	30	13	43.3	45	28	62.2	55	7	10	18.2	

District Name	EMIS No	Centre No	Centre Name	Quintile	2013			2014			2015			
					Wrote	Achieved	% Achieved	Wrote	Achieved	% Achieved	Wrote	No Progressed	Achieved	% Achieved
EAST LONDON	200200737	4181071	S E K MQHAYI HIGH SCHOOL	3	38	9	23.7	34	27	79.4	57	41	14	24.6
	200201033	4181088	SAKHIKAMVA HIGH SCHOOL	3	75	14	18.7	65	30	46.2	61	26	18	29.5
	200200742	4181072	SAKHISIZWE HIGH SCHOOL	3	76	54	71.1	53	39	73.6	62	17	41	66.1
	200200748	4181039	SANDISIWE HIGH SCHOOL	3	105	75	71.4	107	66	61.7	135	19	70	51.9
	200200705	4181040	SELBORNE COLLEGE BOYS HIGH	2	134	133	99.3	142	141	99.3	147	0	147	100.0
	200200765	4181041	SIKHULULE HIGH SCHOOL	3	101	48	47.5	76	41	53.9	129	38	65	50.4
	200200767	4181073	SILIMELA HIGH SCHOOL	3	24	21	87.5	38	25	65.8	83	20	23	27.7
	200200774	4181074	SINETHEMBA SENIOR SECONDARY SCHOOL	3	63	39	61.9	75	43	57.3	86	10	20	23.3
	200200775	4181042	SINIKIWE HIGH SCHOOL	3	53	34	64.2	37	27	73.0	28	8	14	50.0
	200200778	4181075	SINOVUYO HIGH SCHOOL	3	57	19	33.3	48	17	35.4	61	32	16	26.2
	200200280	4181043	SITHEMBISO HIGH SCHOOL	3	24	10	41.7	20	10	50.0	19	6	5	26.3
	200201002	4181076	SIYAZAKHA SECONDARY SCHOOL	3	36	14	38.9	32	17	53.1	40	12	13	32.5
	200200802	4181077	SOLOMON MAHLANGU SENIOR SECONDARY SCHOOL	3	81	43	53.1	61	29	47.5	74	27	31	41.9
	200201050	4181045	SOPHATHISANA SENIOR SECONDARY SCHOOL	3	119	77	64.7	87	63	72.4	130	19	74	56.9
	200200822	4181078	STIRLING HIGH SCHOOL	5	205	205	100.0	199	199	100.0	219	2	218	99.5
	200200857	4181079	TSHOLOMQA HIGH SCHOOL	2	72	56	77.8	92	60	65.2	149	22	57	38.3
	200200872	4181046	ULWAZI HIGH SCHOOL	3	66	66	100.0	47	43	91.5	78	0	78	100.0
	200200874	4181080	UMTIZA HIGH SCHOOL	3	104	70	67.3	105	58	55.2	105	51	58	55.2
	200200876	4181081	UMZUVUKILE HIGH SCHOOL	2	37	17	45.9	34	25	73.5	56	28	16	28.6
	200201047	4181047	UNATHI SECONDARY SCHOOL	3	98	72	73.5	95	81	85.3	134	51	93	69.4
	200200881	4181082	UVIWE SENIOR SECONDARY SCHOOL	3	64	59	92.2	76	66	86.8	52	29	36	69.2
	200200886	4183083	VUKUHAMBE SCHOOL	-	8	6	75.0	6	6	100.0	9	5	5	55.6
	200200887	4181048	VULAMAZIBUKO HIGH SCHOOL	3	84	62	73.8	110	78	70.9	108	13	70	64.8
	200200898	4181049	WELCOMWOOD SENIOR SECONDARY SCHOOL	2	32	17	53.1	23	8	34.8	29	7	15	51.7
200200901	4181050	WESTBANK BANK HIGH SCHOOL	5	79	75	94.9	72	71	98.6	72	0	69	95.8	

District Name	EMIS No	Centre No	Centre Name	Quintile	2013			2014			2015			
					Wrote	Achieved	% Achieved	Wrote	Achieved	% Achieved	Wrote	No Progressed	Achieved	% Achieved
EAST LONDON	200200906	4181084	WONGALETHU HIGH SCHOOL	3	105	36	34.3	110	19	17.3	163	30	44	27.0
	200200947	4181051	ZINZANI SENIOR SECONDARY SCHOOL	3	52	30	57.7	39	27	69.2	76	25	38	50.0
	200200963	4181087	ZWELIYANDILA HIGH SCHOOL	2	85	49	57.6	79	44	55.7	78	3	10	12.8
FORT BEAUFORT	200100012	4171044	ADELAIDE GYMNASIUM	4	71	62	87.3	53	44	83.0	81	7	65	80.2
	200200002	4171001	AM TAPA SENIOR SECONDARY SCHOOL	3	43	21	48.8	49	26	53.1	57	2	27	47.4
	200200010	4171002	AMABHELE HIGH SCHOOL	3	30	16	53.3	15	13	86.7	19	0	9	47.4
	200100030	4171045	AMAJINGQI SENIOR SECONDARY SCHOOL	3	37	20	54.1	34	15	44.1	54	14	15	27.8
	200200106	4171003	DALUBUHLE HIGH SCHOOL	2	38	31	81.6	21	14	66.7	36	23	13	36.1
	200200120	4171004	DILIZINTABA SENIOR SECONDARY SCHOOL	2	32	12	37.5	24	8	33.3	28	0	11	39.3
	200200150	4171005	ELUKHANYISWENI SENIOR SCHOOL	2	37	28	75.7	26	14	53.8	35	0	22	62.9
	200200154	4171006	EMDENI SENIOR SECONDARY SCHOOL	3	48	18	37.5	39	12	30.8	41	1	23	56.1
	200200164	4171007	ENKWENKWEZINI SENIOR SECONDARY SCHOOL	3	25	20	80.0	19	16	84.2	15	0	15	100.0
	200100214	4171008	EYABANTU SENIOR SECONDARY SCHOOL	3	44	24	54.5	32	16	50.0	28	2	20	71.4
	200200197	4171009	GCATO SENIOR SECONDARY SCHOOL	3	55	40	72.7	39	11	28.2	39	6	16	41.0
	200200202	4171011	GEORGE MQALO HIGH SCHOOL	3	20	13	65.0	19	9	47.4	14	0	5	35.7
	200200209	4171010	GOBIZEMBE HIGH SCHOOL	3	32	17	53.1	15	11	73.3	26	1	23	88.5
	200100296	4171012	HEALDTOWN HIGH SCHOOL	2	11	9	81.8	14	10	71.4	24	2	7	29.2
	200200269	4171013	IMINGCANGATHELO HIGH SCHOOL	3	65	44	67.7	45	27	60.0	82	3	53	64.6
	200100338	4171015	INYIBIBA HIGH SCHOOL	3	30	22	73.3	61	35	57.4	62	1	21	33.9
	200200282	4171016	J.M NDINDWA HIGH SCHOOL	3	43	26	60.5	43	15	34.9	70	0	4	5.7
	200200283	4171017	JABAVU SENIOR SECONDARY SCHOOL	3	73	47	64.4	133	69	51.9	123	7	48	39.0
	200200297	4171018	JOSI-MARELA HIGH SCHOOL	2	44	18	40.9	31	15	48.4	21	0	5	23.8
	200200302	4171019	KAMA HIGH SCHOOL	3	55	29	52.7	35	31	88.6	76	9	30	39.5
200200330	4171060	KULILE J.S.S.	2	46	14	30.4	50	29	58.0	70	0	29	41.4	
200100455	4171021	LINDANI SENIOR SECONDARY SCHOOL	3	51	19	37.3	51	24	47.1	46	7	21	45.7	

District Name	EMIS No	Centre No	Centre Name	Quintile	2013			2014			2015			
					Wrote	Achieved	% Achieved	Wrote	Achieved	% Achieved	Wrote	No Progressed	Achieved	% Achieved
FORT BEAUFORT	200100462	4171046	LONWABO HIGH SCHOOL	3	33	11	33.3	34	15	44.1	26	5	13	50.0
	200200377	4171020	LUKHOZI HIGH SCHOOL	3	38	17	44.7	12	7	58.3	43	15	13	30.2
	200100500	4171022	MASIZAKHE SENIOR SECONDARY SCHOOL	3	31	8	25.8	26	3	11.5	18	0	7	38.9
	200200457	4171023	MDIBANISO SENIOR SECONDARY SCHOOL	2	42	19	45.2	39	18	46.2	56	0	28	50.0
	200200479	4171024	MHLAMBISO HIGH SCHOOL	3	17	9	52.9	18	11	61.1	31	4	12	38.7
	200200496	4171025	MPAMBANI MZIMBA HIGH SCHOOL	3	35	19	54.3	42	20	47.6	45	5	21	46.7
	200200560	4171028	NGANGELIZWE SENIOR SECONDARY SCHOOL	2	25	4	16.0	37	7	18.9	33	3	4	12.1
	200200642	4171029	NOZALISILE SENIOR SECONDARY SCHOOL	3	18	12	66.7	16	11	68.8	30	4	17	56.7
	200200646	4171030	NTABENKONYANA SENIOR SECONDARY SCHOOL	2	156	74	47.4	85	53	62.4	176	34	96	54.5
	200200670	4171031	NZULULWAZI HIGH SCHOOL	3	62	39	62.9	54	36	66.7	64	9	47	73.4
	200200684	4171032	PHANDULWAZI AGRICULTURAL HIGH SCHOOL	3	49	44	89.8	53	47	88.7	55	0	44	80.0
	200100672	4171033	SAKHULULEKA HIGH SCHOOL	3	94	50	53.2	87	55	63.2	82	2	45	54.9
	200200782	4171034	SISEKO HIGH SCHOOL	2	48	30	62.5	56	39	69.6	47	16	18	38.3
	200200790	4171035	SIYABONGA SENIOR SECONDARY SCHOOL	3	31	24	77.4	18	9	50.0	33	5	7	21.2
	200200828	4171036	TAMSANQA HIGH SCHOOL	2	25	10	40.0	30	7	23.3	28	2	12	42.9
	200100771	4171047	TEMPLETON HIGH SCHOOL	4	40	31	77.5	38	32	84.2	33	3	22	66.7
	200200843	4171037	THOBELANI SENIOR SECONDARY SCHOOL	3	39	13	33.3	32	18	56.3	25	0	21	84.0
	200100908	4171038	THUBALETHU HIGH SCHOOL	4	72	42	58.3	57	36	63.2	83	0	41	49.4
	200200862	4171039	TYALI HIGH SCHOOL	3	8	6	75.0	9	4	44.4	14	3	5	35.7
	200100862	4171041	WINTERBERG AGRICULTURAL HIGH SCHOOL	5	52	48	92.3	37	37	100.0	45	0	44	97.8
200200928	4171042	ZANOBUZWE SENIOR SECONDARY SCHOOL	3	22	3	13.6	19	7	36.8	19	0	7	36.8	
200200960	4171043	ZWELIMJONGILE SENIOR SECONDARY SCHOOL	2	16	10	62.5	11	10	90.9	13	4	10	76.9	

District Name	EMIS No	Centre No	Centre Name	Quintile	2013			2014			2015			
					Wrote	Achieved	% Achieved	Wrote	Achieved	% Achieved	Wrote	No Progressed	Achieved	% Achieved
GRAAFF-REINET	200100005	4201001	ABERDEEN SENIOR SECONDARY SCHOOL	3	32	18	56.3	50	20	40.0	61	23	18	29.5
	200100018	4201002	AEROVILLE SENIOR SECONDARY SCHOOL	3	90	50	55.6	70	48	68.6	98	21	56	57.1
	200100041	4201003	ASHERVILLE SENIOR SECONDARY SCHOOL	3	100	42	42.0	79	48	60.8	95	15	51	53.7
	200100105	4201004	CAREL DU TOIT HIGH SCHOOL	3	31	1	3.2	26	3	11.5	42	10	5	11.9
	200101024	4201005	COOKHOUSE SENIOR SECONDARY SCHOOL	3	24	12	50.0	30	6	20.0	30	1	4	13.3
	200100240	4201006	GCINIBUZWE COMBINED SCHOOL	3	15	5	33.3	9	7	77.8	12	1	8	66.7
	200100250	4201007	GILL COLLEGE	5	48	48	100.0	44	44	100.0	53	0	53	100.0
	200100311	4201008	HOER VOLKSKOOL	5	58	57	98.3	51	51	100.0	64	1	63	98.4
	200100314	4201009	HOËRSKOOL JANSENVILLE	3	27	27	100.0	34	33	97.1	48	11	42	87.5
	200100359	4201010	JOHNSON NQONQOZA SENIOR SECONDARY SCHOOL	3	66	44	66.7	49	30	61.2	48	5	33	68.8
	200100398	4201011	KLIPPLAAT SENIOR SECONDARY SCHOOL	3	24	1	4.2	15	5	33.3	15	7	5	33.3
	200100592	4201012	NQWEBE SENIOR SECONDARY SCHOOL	3	42	30	71.4	64	37	57.8	48	6	37	77.1
	200100621	4201013	PEARSTON SENIOR SECONDARY SCHOOL	3	49	26	53.1	33	7	21.2	70	12	19	27.1
	200100722	4201014	SPANDAU SENIOR SECONDARY SCHOOL	3	85	79	92.9	156	100	64.1	118	3	58	49.2
	200100807	4201015	UNION HIGH SCHOOL	5	58	57	98.3	51	49	96.1	61	1	59	96.7
	200100858	4201016	WILLOWMORE SENIOR SECONDARY SCHOOL	3	75	60	80.0	100	57	57.0	98	24	67	68.4
	200100024	4211001	ALEXANDRIA HIGH SCHOOL	3	34	23	67.6	32	21	65.6	37	0	26	70.3
	200100270	4211004	GRAEME COLLEGE BOYS HIGH	5	46	45	97.8	76	74	97.4	54	0	53	98.1
	200100300	4211005	HENDRICK KANISE COMBINED SCHOOL	3	12	10	83.3	10	8	80.0	14	0	6	42.9
	200100612	4211006	HOËRSKOOL P.J OLIVIER	5	34	30	88.2	30	26	86.7	23	0	22	95.7
	200100375	4211007	IKAMVALESIZWE COMBINED SCHOOL	3	21	18	85.7	37	21	56.8	42	0	20	47.6
	200100382	4211008	KHUTLISO DANIELS SENIOR SECONDARY SCHOOL	3	24	11	45.8	27	7	25.9	30	0	7	23.3
	200100419	4211009	KUYASA COMBINED SCHOOL	3	57	41	71.9	51	38	74.5	56	0	44	78.6
200100493	4211010	MARY WATER HIGH SCHOOL	3	95	72	75.8	95	64	67.4	107	0	80	74.8	
200100553	4211011	NATHANIEL NYALUZA SENIOR SECONDARY SCHOOL	3	61	25	41.0	40	22	55.0	89	0	24	27.0	

District Name	EMIS No	Centre No	Centre Name	Quintile	2013			2014			2015			
					Wrote	Achieved	% Achieved	Wrote	Achieved	% Achieved	Wrote	No Progressed	Achieved	% Achieved
GRAAFF-REINET	200100580	4211012	NOMBULELO SECONDARY SCHOOL	3	215	84	39.1	116	75	64.7	163	0	86	52.8
	200100582	4211013	NOMPUCUKO COMBINED SCHOOL	3	28	14	50.0	35	10	28.6	25	0	7	28.0
	200100583	4211014	NOMZAMO SECONDARY SCHOOL	3	60	37	61.7	60	50	83.3	54	0	43	79.6
	200100597	4211015	NTSIKA SECONDARY SCHOOL	3	61	38	62.3	47	38	80.9	64	0	47	73.4
	200100632	4211016	PORT ALFRED HIGH SCHOOL	5	50	47	94.0	63	61	96.8	55	0	52	94.5
	200100691	4211022	SHAW PARK COMBINED SCHOOL	2	11	2	18.2	7	3	42.9	17	0	4	23.5
	200100767	4211018	T EM MRWETYANA SENIOR SECONDARY SCHOOL	3	59	28	47.5	45	19	42.2	53	0	22	41.5
	200100806	4211019	UKHANYO SECONDARY SCHOOL	3	43	19	44.2	43	26	60.5	85	0	18	21.2
	200100814	4211020	VELILE SENIOR SECONDARY SCHOOL	3	46	30	65.2	30	21	70.0	48	0	22	45.8
	200100820	4211021	VICTORIA GIRLS HIGH SCHOOL	5	82	82	100.0	84	84	100.0	83	0	83	100.0
KING WILLIAMS TOWN	200200001	4191001	A M SITYANA HIGH SCHOOL	2	50	27	54.0	42	25	59.5	41	3	16	39.0
	200200005	4191002	ALFRED GIBA SENIOR SECONDARY SCHOOL	2	14	3	21.4	19	13	68.4	12	3	6	50.0
	200200015	4191003	AMANTINDE SENIOR SECONDARY SCHOOL	3	27	15	55.6	22	15	68.2	10	0	8	80.0
	200200017	4191078	AMAZIZI SENIOR SECONDARY SCHOOL	3	79	69	87.3	123	91	74.0	135	3	92	68.1
	200200022	4191004	ARCHIE VELILE SENIOR SECONDARY SCHOOL	3	70	35	50.0	95	78	82.1	103	9	57	55.3
	200200028	4191005	B KAT SENIOR SECONDARY SCHOOL	3	20	6	30.0	20	17	85.0	27	2	11	40.7
	200200044	4191006	BHISHO HIGH SCHOOL	3	181	166	91.7	178	165	92.7	189	1	162	85.7
	200200058	4191007	BREIDBACH SENIOR SECONDARY SCHOOL	3	130	86	66.2	106	80	75.5	117	2	90	76.9
	200300040	4191079	CABA SENIOR SECONDARY SCHOOL	2	31	12	38.7	18	13	72.2	19	6	10	52.6
	200600095	4191008	CATHCART HIGH SCHOOL	4	52	51	98.1	51	51	100.0	76	0	76	100.0
	200200083	4191132	CHARLES MORGAN PUBLIC SCHOOL	3							16	0	6	37.5
	200200103	4191009	DALE COLLEGE BOYS HIGH SCHOOL	5	93	87	93.5	114	104	91.2	117	0	103	88.0
	200200126	4191010	DONDASHE SENIOR SECONDARY SCHOOL	2	27	12	44.4	38	10	26.3	40	0	11	27.5

District Name	EMIS No	Centre No	Centre Name	Quintile	2013			2014			2015			
					Wrote	Achieved	% Achieved	Wrote	Achieved	% Achieved	Wrote	No Progressed	Achieved	% Achieved
KING WILLIAMS TOWN	200200983	4191011	DUMALISILE SECONDARY SCHOOL	3	31	16	51.6	40	10	25.0	50	0	19	38.0
	200200156	4191012	EMFUNDWENI SENIOR SECONDARY SCHOOL	2	26	18	69.2	35	19	54.3	64	2	23	35.9
	200200157	4191080	EMGWALI PUBLIC SCHOOL	3	55	13	23.6	63	22	34.9	56	0	14	25.0
	200200165	4191013	ENOCH SONTONGA SENIOR SECONDARY SCHOOL	3	69	61	88.4	126	110	87.3	105	5	84	80.0
	200200183	4191081	FORBES GRANT SENIOR SECONDARY SCHOOL	3	89	57	64.0	92	22	23.9	95	0	41	43.2
	200600208	4191014	FUNDANI HIGH SCHOOL	3	104	65	62.5	97	47	48.5	99	4	51	51.5
	200200196	4191015	GASELA HIGH SCHOOL	3	62	42	67.7	54	22	40.7	69	0	36	52.2
	200200201	4191082	GEJU HIGH SCHOOL	2	14	12	85.7	27	13	48.1	12	0	10	83.3
	200200226	4191016	GUSHIPHELA SENIOR SECONDARY SCHOOL	2	15	13	86.7	15	9	60.0	26	0	21	80.8
	200200233	4191017	H.H MAJIZA SENIOR SECONDARY SCHOOL	3	34	17	50.0	35	10	28.6	28	0	16	57.1
	200200240	4191019	HECTOR PETERSON HIGH SCHOOL	3	159	123	77.4	166	123	74.1	218	0	157	72.0
	200200252	4191020	HOËRSKOOL DE VOS MALAN	5	69	69	100.0	68	64	94.1	59	0	57	96.6
	200200254	4191083	HOHO SENIOR SECONDARY SCHOOL	3	17	16	94.1	39	30	76.9	39	0	20	51.3
	200200267	4191084	IMIDUSHANE SENIOR SECONDARY SCHOOL	3	41	20	48.8	44	18	40.9	25	3	12	48.0
	200200270	4191021	IMIQHAYI SENIOR SECONDARY SCHOOL	3	40	25	62.5	38	22	57.9	59	14	37	62.7
	200200271	4191022	IMITSHIZA SENIOR SECONDARY SCHOOL	3	20	11	55.0	18	12	66.7	25	1	5	20.0
	200201016	4191114	IQONCE HIGH SCHOOL	3	29	11	37.9	49	28	57.1	50	6	19	38.0
	200200763	4191023	ISIHOBOTI PUBLIC COMBINED SCHOOL	3	28	19	67.9	13	12	92.3	23	0	21	91.3
	200200285	4191085	JALI HIGH SCHOOL	2	54	24	44.4	29	21	72.4	32	1	21	65.6
	200200286	4191024	JAMA SENIOR SECONDARY SCHOOL	3	12	5	41.7	23	7	30.4	22	0	0	0.0
	200200290	4191025	JIM MVABAZA SENIOR SECONDARY SCHOOL	2	29	14	48.3	22	10	45.5	25	0	23	92.0
	200200295	4191026	JONGILE NOMPONDO PUBLIC SCHOOL	3	221	133	60.2	111	82	73.9	218	0	86	39.4
	200200299	4191108	JULY SENIOR SECONDARY SCHOOL	2	17	6	35.3	21	17	81.0	10	0	8	80.0
200200303	4191086	KANANA SENIOR SECONDARY SCHOOL	2	33	22	66.7	26	14	53.8	15	0	8	53.3	
200200306	4191027	KAULELA SENIOR SECONDARY SCHOOL	2	35	20	57.1	20	14	70.0	5	0	3	60.0	

District Name	EMIS No	Centre No	Centre Name	Quintile	2013			2014			2015			
					Wrote	Achieved	% Achieved	Wrote	Achieved	% Achieved	Wrote	No Progressed	Achieved	% Achieved
KING WILLIAMS TOWN	200200308	4191028	KEI ROAD COMBINED SCHOOL	3	14	2	14.3	20	5	25.0	22	0	13	59.1
	200200300	4191029	KINGSRIDGE HIGH SCHOOL	5	90	90	100.0	92	92	100.0	88	0	88	100.0
	200200328	4191087	KUBUSIE COMBINES SCHOOL	3	73	54	74.0	62	34	54.8	89	3	36	40.4
	200200334	4191088	KUYASA SENIOR SECONDARY SCHOOL	3	123	69	56.1	67	43	64.2	132	13	71	53.8
	200200345	4191033	KWEZILENTABA SENIOR SECONDARY SCHOOL	3	10	1	10.0	13	10	76.9	13	0	7	53.8
	200200360	4191035	LINGANI SENIOR SECONDARY SCHOOL	3	19	10	52.6	24	7	29.2	35	0	10	28.6
	200200361	4191089	LINGELETHU HIGH SCHOOL	2	30	20	66.7	14	10	71.4	21	0	13	61.9
	200200387	4191036	LUXOLO HUGH SCHOOL	2	24	12	50.0	26	15	57.7	15	0	7	46.7
	200200424	4191038	MASIBONISANE SENIOR SECONDARY SCHOOL	2	64	20	31.3	48	13	27.1	51	1	26	51.0
	200201011	4191127	MASIHLANGANE SENIOR SECONDARY SCHOOL	3	45	16	35.6	41	15	36.6	60	0	12	20.0
	200200429	4191039	MASIMANYANE SENIOR SECONDARY SCHOOL	3	41	21	51.2	32	22	68.8	51	0	28	54.9
	200200440	4191040	MATOMELA SENIOR SECONDARY SCHOOL	3	44	35	79.5	54	34	63.0	49	4	38	77.6
	200200441	4191107	MATSA SENIOR SECONDARY SCHOOL	3	28	15	53.6	48	26	54.2	47	8	28	59.6
	200200451	4191041	MBULELO BENEKANE H.S SENIOR SECONDARY	3	67	51	76.1	67	62	92.5	103	4	80	77.7
	200200473	4191042	MGCAWEZULU SENIOR SECONDARY SCHOOL	3	35	19	54.3	55	30	54.5	41	0	13	31.7
	200200500	4191091	MPUMELELO SENIOR SECONDARY SCHOOL	3	26	26	100.0	26	18	69.2	53	8	27	50.9
	200200510	4191043	MTHWAKU SENIOR SECONDARY SCHOOL	2	23	17	73.9	26	20	76.9	29	0	18	62.1
	200200530	4191093	MZOMTSHA HIGH SCHOOL	3	24	16	66.7	18	4	22.2	31	9	17	54.8
	200200532	4191094	MZONTSUNDU SENIOR SECONDARY SCHOOL	3	46	23	50.0	43	19	44.2	53	5	32	60.4
	200200534	4191044	MZUXOLILE HIGH SCHOOL	3	11	6	54.5	12	3	25.0	59	4	19	32.2
	200200537	4191045	NANGAMSO SENIOR SECONDARY SCHOOL	2	21	8	38.1	29	11	37.9	14	0	12	85.7
	200200539	4191095	NATHANIEL PAMLA HIGH SCHOOL	3	72	63	87.5	115	89	77.4	120	5	92	76.7
200200542	4191046	NCEDOLWETHU SENIOR SECONDARY SCHOOL	2	59	44	74.6	60	38	63.3	60	2	29	48.3	

District Name	EMIS No	Centre No	Centre Name	Quintile	2013			2014			2015			
					Wrote	Achieved	% Achieved	Wrote	Achieved	% Achieved	Wrote	No Progressed	Achieved	% Achieved
KING WILLIAMS TOWN	200200422	4191112	NDEMA SENIOR SECONDARY SCHOOL	2	19	11	57.9	16	6	37.5	20	0	2	10.0
	200200582	4191049	NJONGOZABANTU SENIOR SECONDARY SCHOOL	2	32	20	62.5	19	16	84.2	27	8	18	66.7
	200200609	4191050	NOMPENDULO HIGH SCHOOL	3	62	38	61.3	53	31	58.5	39	1	20	51.3
	200200617	4191051	NONCEBA SENIOR SECONDRY SCHOOL	3	43	19	44.2	49	33	67.3	58	0	23	39.7
	200200635	4191052	NOSIZWE HIGH SCHOOL	3	65	42	64.6	71	36	50.7	76	4	20	26.3
	200200682	4191054	PHAKAMISANI SENIOR SECONDARY SCHOOL	2	9	2	22.2	9	7	77.8	9	0	4	44.4
	200200690	4191097	PHILLIP MTYWAKU SEN SEC SCHOOL	3	39	28	71.8	31	21	67.7	47	2	26	55.3
	200200691	4191055	PHILLIP MZAMO SENIOR SECONDARY SCHOOL	3							11	2	3	27.3
	200200715	4191098	QHAYIYA SENIOR SECONDARY SCHOOL	2	15	14	93.3	26	21	80.8	22	0	17	77.3
	200200725	4191056	RABULA SENIOR SECONDARY SCHOOL	3	15	11	73.3	12	0	0.0	17	0	3	17.6
	200200729	4191099	RESHWA SENIOR SECONDARY SCHOOL	3	6	0	0.0	14	5	35.7	11	0	7	63.6
	200200730	4191100	RICHARD VARHA HIGH SCHOOL	3	129	116	89.9	125	108	86.4	139	0	108	77.7
	200200770	4191057	SIMZAMILE SENIOR SECONDARY SCHOOL	3	51	30	58.8	46	24	52.2	49	1	27	55.1
	200200789	4191058	SIYABABALWA SENIOR SECONDARY SCHOOL	3	38	21	55.3	27	10	37.0	27	1	17	63.0
	200200791	4191059	SIYAKHULA PUBLIC SCHOOL	3	87	26	29.9	55	25	45.5	53	0	20	37.7
	200200797	4191060	SIYAZAMA SENIOR SECONDARY SCHOOL	3	27	13	48.1	19	15	78.9	34	0	20	58.8
	200200970	4191101	SIZINGISILE SENIOR SECONDARY SCHOOL	2	39	21	53.8	30	13	43.3	53	2	27	50.9
	200200800	4191102	SOBANTU SENIOR SECONDARY SCHOOL	2	49	35	71.4	39	29	74.4	47	1	30	63.8
	200200810	4191061	SOTININI SENIOR SECONDARY SCHOOL	2	14	4	28.6	19	12	63.2	13	0	3	23.1
	200200977	4191062	ST CHARLES SOJOLA HIGH SCHOOL	3	43	22	51.2	20	15	75.0	44	0	28	63.6
200201045	4192063	ST CHRISTOPHERS PRIVATE SCHOOL	-	61	53	86.9	49	42	85.7	76	1	70	92.1	
200200816	4191064	ST MATTHEWS HIGH SCHOOL	2	106	95	89.6	97	64	66.0	84	10	65	77.4	
400200819	4193096	ST. THOMAS FOR THE DEAF	-				12	1	8.3	12	0	0	0.0	

District Name	EMIS No	Centre No	Centre Name	Quintile	2013			2014			2015			
					Wrote	Achieved	% Achieved	Wrote	Achieved	% Achieved	Wrote	No Progressed	Achieved	% Achieved
KING WILLIAMS TOWN	200601179	4192113	ST. THOMAS PRIVATE SCHOOL	-	35	29	82.9	35	33	94.3	41	0	35	85.4
	200200824	4191065	STUTTEREIM HIGH SCHOOL	4	50	48	96.0	47	45	95.7	53	0	53	100.0
	200200837	4191066	THEMBALABANTU HIGH SCHOOL	3	128	92	71.9	119	75	63.0	170	0	79	46.5
	200200838	4191103	THEMBALESIZWE SEN SEC SCHOOL	3	34	13	38.2	26	14	53.8	30	0	7	23.3
	200200831	4191111	THEMBELANI HIGH SCHOOL	3	38	9	23.7	17	4	23.5	17	0	6	35.3
	200200848	4191067	TOISE SENIOR SECONDARY SCHOOL	3	121	84	69.4	73	52	71.2	112	0	91	81.3
	200200871	4191106	ULANA SENIOR SECONDARY SCHOOL	3	25	5	20.0	16	4	25.0	18	2	9	50.0
	200200596	4191105	VICTORIA MXENGE HIGH SCHOOL	3	19	10	52.6	31	19	61.3	25	0	14	56.0
	200200885	4191068	VUKILE TSHWETE SENIOR SECONDARY SCHOOL	2	37	25	67.6	35	17	48.6	50	0	18	36.0
	200201051	4191131	WEST BANK SEN SEC SCHOOL	4	40	16	40.0	34	23	67.6	35	3	29	82.9
	200900211	4191069	XOLANI SENIOR SECONDARY SCHOOL	-	81	62	76.5	82	79	96.3	101	0	73	72.3
	200200913	4191070	Z K MATTHEWS SENIOR SECONDARY SCHOOL	3	114	49	43.0	88	20	22.7	115	19	35	30.4
	200200924	4191071	ZANEMFUNDO SENIOR SENIOR SCHOOL	2	25	14	56.0	44	4	9.1	46	0	11	23.9
	200200925	4191072	ZANEMPUCUKO SENIOR SECONDARY SCHOOL	3	115	74	64.3	127	84	66.1	119	0	59	49.6
	200200932	4191073	ZANOVUYO SENIOR SECONDARY SCHOOL	2	41	20	48.8	48	21	43.8	45	0	16	35.6
	200200946	4191074	ZIMLINDILE HIGH SCHOOL	2	11	4	36.4	3	1	33.3	13	0	7	53.8
	200200951	4191075	ZUKHANYE SENIOR SECONDARY SCHOOL	3	64	39	60.9	45	36	80.0	52	10	33	63.5
	200200956	4191076	ZWELAMANDLOVU SENIOR SECONDARY SCHOOL	3	18	10	55.6	20	2	10.0	26	0	1	3.8
200300708	4191077	ZWELIVUMILE SENIOR SECONDARY SCHOOL	2	94	80	85.1	85	65	76.5	156	43	106	67.9	
LADY FRERE	200600677	4081024	BENGU AGRICULTURAL HIGH SCHOOL	-							36	2	11	30.6
	200600082	4081001	CACADU SENIOR SECONDARY SCHOOL	2	43	28	65.1	44	20	45.5	45	8	18	40.0
	200600139	4081002	DORDRECHT HIGH SCHOOL	4	35	35	100.0	30	30	100.0	34	0	33	97.1

District Name	EMIS No	Centre No	Centre Name	Quintile	2013			2014			2015			
					Wrote	Achieved	% Achieved	Wrote	Achieved	% Achieved	Wrote	No Progressed	Achieved	% Achieved
LADY FRERE	200600155	4081003	ECHIBINI SENIOR SECONDARY SCHOOL	3	61	30	49.2	56	15	26.8	90	1	7	7.8
	200600204	4081004	FREEMANTLE SENIOR SECONDARY SCHOOL	2	88	81	92.0	99	76	76.8	117	38	69	59.0
	200600211	4081005	GCINUBUZWE SENIOR SECONDARY SCHOOL	1	58	35	60.3	67	40	59.7	58	3	24	41.4
	200600282	4081006	IDA HIGH SCHOOL	2	49	22	44.9	28	24	85.7	28	1	15	53.6
	200600286	4081007	IKHWEZI LOKUSA SENIOR SECONDARY SCHOOL	1	26	20	76.9	19	11	57.9	16	6	1	6.3
	200600296	4081008	INDWE HIGH SCHOOL	4	35	30	85.7	40	34	85.0	40	1	38	95.0
	200600301	4081025	ISIVIVANE SENIOR SECONDARY	1							17	0	9	52.9
	200600353	4081009	KWA-MHLONTLO SENIOR SECONDARY SCHOOL	1	124	41	33.1	53	16	30.2	99	37	27	27.3
	200600394	4081010	LUKHANYO HIGH SCHOOL	2	50	31	62.0	36	24	66.7	101	18	22	21.8
	200600447	4081011	MASIKHANYISE HIGH SCHOOL	3	73	68	93.2	102	81	79.4	135	29	86	63.7
	200600470	4081012	MCEULA SENIOR SECONDARY SCHOOL	3	52	43	82.7	78	25	32.1	60	5	37	61.7
	200601142	4081013	MOUNT ARTHUR SENIOR SECONDARY SCHOOL	2	71	61	85.9	74	51	68.9	75	5	52	69.3
	200600528	4081014	MTIRARA SENIOR SECONDARY SCHOOL	1	81	40	49.4	84	42	50.0	102	25	40	39.2
	200601146	4081015	MZAMO SENOR SECONDARY SCHOOL	1	33	33	100.0	30	25	83.3	59	20	19	32.2
	200600614	4081016	NONKQUBELA SENIOR SECONDARY SCHOOL	2	37	15	40.5	44	8	18.2	54	4	8	14.8
	200600615	4081026	NONKULULEKO SENIOR SECONDARY	1							23	0	10	43.5
	200600642	4081017	NTSOKOTHA SENIOR SECONDARY SCHOOL	2	164	135	82.3	164	136	82.9	253	17	153	60.5
	200600651	4081018	NZIMANKULU SENIOR SECONDARY SCHOOL	1	101	63	62.4	91	57	62.6	147	23	73	49.7
	200601029	4081019	PAKAMANI SENIOR SECONDARY SCHOOL	3	37	17	45.9	26	23	88.5	23	6	13	56.5
	200600673	4081020	PUMLANI SENIOR SECONDARY SCHOOL	1	70	43	61.4	77	58	75.3	104	43	60	57.7
200600777	4081021	SOSEBENZA SENIOR SECONDARY SCHOOL	2	54	26	48.1	32	18	56.3	48	0	7	14.6	
200600816	4081022	TAMBEKILE SENIOR SECONDARY SCHOOL	2	53	27	50.9	51	37	72.5	87	24	28	32.2	
200600840	4081023	THOZAMISA SENIOR SECONDARY SCHOOL	2	22	18	81.8	28	13	46.4	56	3	22	39.3	

District Name	EMIS No	Centre No	Centre Name	Quintile	2013			2014			2015			
					Wrote	Achieved	% Achieved	Wrote	Achieved	% Achieved	Wrote	No Progressed	Achieved	% Achieved
LIBODE	200501424	4121028	BEN MALI SENIOR SECONDARY SCHOOL	1	146	66	45.2	55	41	74.5	231	134	118	51.1
	200400032	4121001	BHEKIZULU SENIOR SECONDARY SCHOOL	3	80	57	71.3	83	51	61.4	179	43	61	34.1
	200401325	4121002	CHIEF HENRY BOKLENI SENIOR SECONDARY	2	233	59	25.3	130	78	60.0	225	0	79	35.1
	200400079	4121003	CIBENI SENIOR SECONDARY SCHOOL	1	138	130	94.2	183	167	91.3	186	0	140	75.3
	200400096	4121004	D.Z DUMEZWENI SENIOR SECONDARY SCHOOL	1	118	65	55.1	113	57	50.4	202	70	92	45.5
	200401247	4121005	DALIBUNGA COMPREHENSIVE HIGH SCHOOL	1	65	23	35.4	51	13	25.5	40	0	19	47.5
	200401249	4121006	DIMANDA SENIOR SECONDARY SCHOOL	2	144	90	62.5	137	70	51.1	138	14	86	62.3
	200400199	4121007	GCINUMTHETHO SENIOR SECONDARY SCHOOL	1	132	46	34.8	179	48	26.8	97	10	58	59.8
	200400211	4121008	GOBINAMBA TECH COMM.SENIOR SECONDARY	2	149	71	47.7	156	106	67.9	173	5	35	20.2
	200400253	4121009	GXABA SENIOR SECONDARY SCHOOL	1	148	120	81.1	88	76	86.4	105	3	68	64.8
	200500481	4121029	LUTSHAYA SENIOR SECONDARY SCHOOL	1	237	85	35.9	152	98	64.5	188	101	76	40.4
	200401259	4121010	MABALENGWE SENIOR SECONDARY SCHOOL	1	69	21	30.4	62	16	25.8	140	9	50	35.7
	200401183	4121043	MABHULANA NDAMASE HIGH SCHOOL	1				61	2	3.3	105	15	16	15.2
	200400457	4121011	MAJALI TECHNICAL HIGH SCHOOL	1	83	38	45.8	58	40	69.0	74	27	21	28.4
	200500542	4121030	MAKUKHANYE SENIOR SECONDARY SCHOOL	1	109	84	77.1	68	63	92.6	177	21	115	65.0
	200400479	4121038	MANGALA SENIOR SECONDARY SCHOOL	3	81	50	61.7	59	31	52.5	100	0	35	35.0
	200400596	4121012	MHLANGANISWENI COMM&TECH SNR SECONDARY	1	86	34	39.5	77	35	45.5	78	0	20	25.6
	200400676	4121039	MTWENI SENIOR SECONDARY SCHOOL	2	140	44	31.4	115	87	75.7	97	4	56	57.7
	200400716	4121040	NDAMASE SENIOR SECONDARY SCHOOL	2	330	188	57.0	223	120	53.8	222	0	177	79.7
	200400756	4121041	NGQELENI SENIOR SECONDARY SCHOOL	2	139	70	50.4	72	10	13.9	138	3	16	11.6
200400775	4121013	NGUBEZULU SENIOR SECONDARY SCHOOL	2	118	118	100.0	139	120	86.3	128	3	62	48.4	

District Name	EMIS No	Centre No	Centre Name	Quintile	2013			2014			2015			
					Wrote	Achieved	% Achieved	Wrote	Achieved	% Achieved	Wrote	No Progressed	Achieved	% Achieved
LIBODE	200401238	4121014	NOGEMANE SENIOR SECONDARY SCHOOL	1	131	33	25.2	167	22	13.2	228	43	39	17.1
	200500957	4121015	NTAFUFU SENIOR SECONDARY SCHOOL	1	99	87	87.9	102	96	94.1	218	76	155	71.1
	200401329	4121042	NTSHILINI SENIOR SECONDARY SCHOOL	1	112	60	53.6	103	41	39.8	109	7	68	62.4
	200400895	4121016	NYANGILIZWE SENIOR SECONDARY SCHOOL	3	120	92	76.7	154	93	60.4	224	60	89	39.7
	200400908	4121017	PANGELELE SENIOR SECONDARY SCHOOL	1	173	78	45.1	173	148	85.5	225	0	80	35.6
	200400918	4121018	PONDOLWENDLOVU SENIOR SECONDARY SCHOOL	1	61	22	36.1	57	30	52.6	109	1	38	34.9
	200400926	4121019	PORT ST JOHNS SENIOR SECONDARY SCHOOL	3	138	87	63.0	127	116	91.3	234	17	137	58.5
	200501465	4122043	RIVERSIDE SENIOR SECONDARY SCHOOL	-	116	54	46.6	86	40	46.5	74	0	49	66.2
	200400977	4121020	SANDI SENIOR SECONDARY SCHOOL	1	158	153	96.8	95	95	100.0	256	66	101	39.5
	200400989	4121021	SEHUSHE COMM SCHOOL	2	154	93	60.4	67	51	76.1	114	0	87	76.3
	200401017	4121022	SMUTS NDAMASE SENIOR SECONDARY SCHOOL	1	215	187	87.0	9	9	100.0	175	0	22	12.6
	200501135	4121031	SOBABA HIGH SCHOOL	1	60	10	16.7	44	6	13.6	63	0	17	27.0
	200401032	4121023	ST PATRICKS SENIOR SECONDARY SCHOOL	3	186	184	98.9	149	149	100.0	259	1	190	73.4
	200501217	4121032	TOLI SENIOR SECONDARY SCHOOL	1	365	332	91.0	294	286	97.3	425	34	391	92.0
	200401076	4121024	TUTOR NDAMASE SENIOR SECONDARY SCHOOL	2	199	156	78.4	201	147	73.1	284	0	162	57.0
	200401092	4121025	UPPER CORANA SENIOR SECONDARY SCHOOL	3	95	64	67.4	165	40	24.2	213	0	59	27.7
	200401113	4121033	VAKELE TECHNICAL SENIOR SECONDARY SCHOOL	1	71	24	33.8	79	49	62.0	110	21	15	13.6
	200401115	4121026	VICTOR POTO SENIOR SECONDARY SCHOOL	1	85	28	32.9	89	42	47.2	165	35	56	33.9
	200401130	4121034	VULINDLELA SENIOR SECONDARY SCHOOL	1	126	67	53.2	142	78	54.9	251	0	111	44.2
	200401139	4121035	WABAN SENIOR SECONDARY SCHOOL	1	66	45	68.2	39	29	74.4	69	9	48	69.6
200401148	4121036	XHENTSE SENIOR SECONDARY SCHOOL	1	34	28	82.4	43	36	83.7	66	6	38	57.6	
200401302	4121037	ZANOKHANYO SENIOR SECONDARY SCHOOL	2	71	13	18.3	71	12	16.9	31	1	11	35.5	

District Name	EMIS No	Centre No	Centre Name	Quintile	2013			2014			2015			
					Wrote	Achieved	% Achieved	Wrote	Achieved	% Achieved	Wrote	No Progressed	Achieved	% Achieved
LUSIKISIKI	200500046	4041001	BODWENI SENIOR SECONDARY SCHOOL	1	73	17	23.3	46	24	52.2	156	39	40	25.6
	200500057	4041002	BOTHA SGCAU SENIOR SECONDARY SCHOOL	1	43	34	79.1	133	47	35.3	70	0	15	21.4
	200500233	4041028	FLAGSTAFF COMPEHENSIVE SCHOOL	3	91	45	49.5	64	50	78.1	132	0	82	62.1
	200501373	4041003	GWEBINDLALA SENIOR SECONDARY SCHOOL	1	29	7	24.1	24	7	29.2	34	3	12	35.3
	200500293	4041004	HILLBROW SENIOR SECONDARY SCHOOL	3	142	86	60.6	215	94	43.7	225	30	89	39.6
	200500333	4041005	JIBA SENIOR SECONDARY SCHOOL	1	21	12	57.1	10	3	30.0	24	4	12	50.0
	200500334	4041030	JIKINDABA SENIOR SECONDARY SCHOOL	1	113	68	60.2	126	74	58.7	147	0	90	61.2
	200500395	4041031	LANGA SENIOR SECONDARY SCHOOL	3	108	101	93.5	110	96	87.3	203	61	168	82.8
	200501593	4041055	LUSIKISIKI CHRISTIAN SCHOOL	-				8	2	25.0	17	0	4	23.5
	200500605	4041006	MAYIBENYE SENIOR SECONDARY SCHOOL	1	68	43	63.2	156	108	69.2	188	5	104	55.3
	200500646	4041007	MDUTSHANE SENIOR SECONDARY SCHOOL	1	66	25	37.9	64	27	42.2	76	3	45	59.2
	200500653	4041032	MEYISI SENIOR SECONDARY SCHOOL	1	101	56	55.4	128	50	39.1	171	54	66	38.6
	200500659	4041008	MFUNDISWENI SENIOR SECONDARY SCHOOL	1	86	57	66.3	103	81	78.6	112	30	77	68.8
	200500664	4041009	MGEZWA SENIOR SECONDARY SCHOOL	2	181	154	85.1	212	142	67.0	242	4	135	55.8
	200501427	4041033	MPINGANA SENIOR SECONDARY SCHOOL	1	68	15	22.1	33	15	45.5	31	1	22	71.0
	200500776	4041011	MQIKELA SENIOR SENIOR SECONDARY SCHOOL	2	151	92	60.9	103	83	80.6	300	22	175	58.3
	200500854	4041034	NDALISO SENIOR SECONDARY SCHOOL	1	330	185	56.1	241	171	71.0	340	5	117	34.4
	200501006	4041014	PALMERTON HIGH SCHOOL	2	199	131	65.8	103	70	68.0	278	51	140	50.4
	200501017	4041015	PHAMBILI SENIOR SECONDARY SCHOOL	1	57	39	68.4	98	62	63.3	147	16	52	35.4
	200501079	4041016	SANGONI SENIOR SECONDARY SCHOOL	2	205	125	61.0	119	86	72.3	238	29	98	41.2
200501127	4041017	SIWALI SENIOR SECONDARY SCHOOL	1	106	75	70.8	69	49	71.0	68	27	44	64.7	
200501285	4041019	VULINDLELA SENIOR SECONDARY SCHOOL	1	55	30	54.5	86	44	51.2	113	23	64	56.6	

District Name	EMIS No	Centre No	Centre Name	Quintile	2013			2014			2015			
					Wrote	Achieved	% Achieved	Wrote	Achieved	% Achieved	Wrote	No Progressed	Achieved	% Achieved
LUSIKISIKI	200501290	4041035	WALTER CINGO SENIOR SECONDARY SCHOOL	1	89	61	68.5	78	52	66.7	190	10	115	60.5
	200501342	4041022	ZWELIBONGILE SENIOR SECONDARY SCHOOL	1	166	89	53.6	124	67	54.0	368	111	61	16.6
MALUTI	200501564	4032025	ADVENT COMPREHENSIVE SCHOOL	-	84	62	73.8	47	32	68.1	78	0	47	60.3
	200501571	4031026	BERGVIEW COLLEGE	-	33	31	93.9	47	43	91.5	42	0	42	100.0
	200501574	4031025	CEDARVILLE PUBLIC	2	55	33	60.0	57	33	57.9	53	16	38	71.7
	200501589	4032001	FOCUSED HIGH SCHOOL	-	37	27	73.0	29	23	79.3	33	0	30	90.9
	200500302	4031002	HLANGWINI SENIOR SECONDARY SCHOOL	1	64	31	48.4	55	18	32.7	63	22	11	17.5
	200501580	4031003	KHANYA-NALEDI COMBINED SCHOOL	2	116	64	55.2	132	50	37.9	138	45	75	54.3
	200501581	4031004	KING EDWARD HIGH SCHOOL	4	42	41	97.6	41	41	100.0	39	0	39	100.0
	200500449	4031005	LUIDI SENIOR SECONDARY SCHOOL	1	34	26	76.5	42	27	64.3	35	2	23	65.7
	200500470	4031007	LUPINDO SENIOR SECONDARY SCHOOL	2	44	26	59.1	50	34	68.0	64	7	32	50.0
	200500512	4031006	MAGADLA SENIOR SECONDARY SCHOOL	2	62	46	74.2	52	36	69.2	106	28	56	52.8
	200500551	4031008	MALUTI SENIOR SECONDARY SCHOOL	3	130	98	75.4	114	100	87.7	180	13	81	45.0
	200500582	4031009	MARIAZELL SENIOR SECONDARY SCHOOL	1	123	116	94.3	130	92	70.8	113	0	95	84.1
	200500725	4031010	MNUKWA SENIOR SECONDARY SCHOOL	1	36	16	44.4	49	6	12.2	30	0	24	80.0
	200500732	4031011	MOIKETSI GRAVES SENIOR SECONDARY SCHOOL	1	109	79	72.5	82	57	69.5	152	0	70	46.1
	200500734	4031012	MOKHESENG SENIOR SECONDARY SCHOOL	1	42	16	38.1	32	8	25.0	63	19	26	41.3
	200500741	4031013	MOSA SIBI SENIOR SECONDARY SCHOOL	3	94	66	70.2	109	71	65.1	175	70	98	56.0
	200500744	4031014	MOSHESH SENIOR SECONDARY SCHOOL	1	59	11	18.6	102	9	8.8	21	0	10	47.6
	200500748	4031015	MOUNT HARGREAVES SENIOR SECONDARY SCHOOL	2	101	80	79.2	69	57	82.6	128	76	69	53.9
	200500758	4031016	MPHATLALATSANE SENIOR SECONDARY SCHOOL	2	35	21	60.0	48	14	29.2	55	15	16	29.1
200500810	4031017	MVENYANE SENIOR SECONDARY SCHOOL	2	116	94	81.0	133	99	74.4	235	20	133	56.6	
200500990	4031018	NYANISO SENIOR SECONDARY SCHOOL	1	23	23	100.0	43	37	86.0	29	0	26	89.7	

District Name	EMIS No	Centre No	Centre Name	Quintile	2013			2014			2015			
					Wrote	Achieved	% Achieved	Wrote	Achieved	% Achieved	Wrote	No Progressed	Achieved	% Achieved
MALUTI	200501431	4031019	PHUMELELE COMMERCIAL & TECHNICAL SCHOOL	2	28	12	42.9	33	13	39.4	47	3	10	21.3
	200501057	4031020	RALEBITSO SENIOR SECONDARY SCHOOL	1	25	10	40.0	28	14	50.0	43	7	3	7.0
	200501091	4031021	SIBI SENIOR SECONDARY SCHOOL	2	66	50	75.8	66	43	65.2	123	46	71	57.7
	200501159	4031022	ST MARGARET SENIOR SECONDARY SCHOOL	2	63	41	65.1	46	27	58.7	187	92	70	37.4
	200501569	4032002	ST MONICA'S DIOCESAN SCHOOL	-				35	33	94.3	46	0	40	87.0
	200501203	4031023	THOLANG SENIOR SECONDARY SCHOOL	3	158	133	84.2	208	139	66.8	184	0	146	79.3
	200501321	4031024	ZIBI MEYER SENIOR SECONDARY SCHOOL	2	20	14	70.0	35	25	71.4	60	29	28	46.7
MBIZANA	200500013	4051001	BALENI SENIOR SECONDARY SCHOOL	1	126	77	61.1	121	87	71.9	133	16	75	56.4
	200500041	4051002	BIZANA SENIOR SECONDARY SCHOOL	3	442	292	66.1	416	260	62.5	448	0	279	62.3
	200501456	4051003	CANGCI COMPREHENSIVE TECHNICAL HIGH	1	133	59	44.4	111	46	41.4	146	14	68	46.6
	200501404	4051004	CHIEF DUMILE SENIOR SECONDARY SCHOOL	1	137	77	56.2	87	84	96.6	143	41	118	82.5
	200500138	4051026	DUDUMENI HIGH SCHOOL	1	66	33	50.0	37	34	91.9	66	10	52	78.8
	200500150	4051030	DUMSI COMPREHENSIVE HIGH SCHOOL	1				47	29	61.7	106	3	63	59.4
	200500205	4051031	ENQABENI SENIOR SECONDARY SCHOOL	1							47	0	31	66.0
	200500270	4051006	GREENVILLE SENIOR SECONDARY SCHOOL	1	115	66	57.4	95	46	48.4	184	0	62	33.7
	200500300	4051007	HLAMANDANA SENIOR SECONDARY SCHOOL	2	104	70	67.3	114	82	71.9	128	11	58	45.3
	200501410	4051008	MADIKIZELA SENIOR SECONDARY SCHOOL	1	33	20	60.6	58	27	46.6	86	31	32	37.2
	200500580	4051009	MARELANE SENIOR SECONDARY SCHOOL	1	191	145	75.9	160	131	81.9	190	22	173	91.1
	200500583	4051027	MARINA COMPREHENSIVE HIGH SCHOOL	1	75	55	73.3	103	69	67.0	121	16	77	63.6
	200500639	4051010	MDATYA SENIOR SECONDARY SCHOOL	1	55	41	74.5	58	35	60.3	167	7	75	44.9
	200500672	4051029	MHLABI C.H. SCHOOL	1	53	31	58.5	36	27	75.0	31	5	23	74.2
	200500764	4051011	MPONDOMBINI SENIOR SECONDARY SCHOOL	2	76	73	96.1	82	79	96.3	126	0	119	94.4

District Name	EMIS No	Centre No	Centre Name	Quintile	2013			2014			2015			
					Wrote	Achieved	% Achieved	Wrote	Achieved	% Achieved	Wrote	No Progressed	Achieved	% Achieved
MBIZANA	200500824	4051028	MZAMBA COMPREHENSIVE HIGH SCHOOL	2	53	48	90.6	101	70	69.3	95	4	71	74.7
	200500871	4051012	NGALONKULU SENIOR SECONDARY SCHOOL	1	90	38	42.2	76	31	40.8	123	34	35	28.5
	200501457	4051013	NOMAGQWATHEKANA COMP.TECH HIGH SCHOOL	1	121	78	64.5	98	56	57.1	125	2	68	54.4
	200500935	4051014	NONGEKE SENIOR SECONDARY SCHOOL	1	224	148	66.1	194	142	73.2	299	15	152	50.8
	200500954	4051015	NTABEZULU SENIOR SECONDARY SCHOOL	1	221	116	52.5	228	113	49.6	236	6	123	52.1
	200500985	4051016	NTUKAYI SENIOR SECONDARY SCHOOL	1	124	51	41.1	137	38	27.7	245	46	76	31.0
	200500998	4051017	OLIVER TAMBO TECH SCHOOL	1	153	57	37.3	102	57	55.9	104	0	41	39.4
	200501090	4051018	SHUKUMA SENIOR SECONDARY SCHOOL	1	181	88	48.6	179	75	41.9	205	6	79	38.5
	200501123	4051019	SITHUKUTHEZI SENIOR SECONDARY SCHOOL	1	59	51	86.4	85	53	62.4	79	8	43	54.4
	200501195	4051020	THEMBALESIZWE COM. TECH	1	85	33	38.8	49	37	75.5	69	0	33	47.8
	200501278	4051021	VUKAYIBAMBE SENIOR SECONDARY SCHOOL	1	57	37	64.9	79	31	39.2	100	7	42	42.0
	200501280	4053025	VUKUZENZELE SPECIAL SCHOOL	-	6	4	66.7	3	3	100.0	13	4	11	84.6
	200501282	4051022	VULINDLELA COMP. TECH	3	103	45	43.7	131	66	50.4	137	0	57	41.6
	200501293	4051023	WINNIE MANDELA COMPTECH SENIOR SECONDARY	1	116	41	35.3	75	31	41.3	119	31	35	29.4
200501311	4053024	ZAMOKUHLE SPECIAL SCHOOL	-	11	11	100.0	6	6	100.0	7	0	7	100.0	
MT FLETCHER	200500027	4011001	BETHANIA SENIOR SECONDARY SCHOOL	1	42	32	76.2	20	7	35.0	61	49	5	8.2
	200401280	4011002	DINIZULU SENIOR SECONDARY SCHOOL	2	46	18	39.1	43	22	51.2	58	57	19	32.8
	200501208	4011003	EDWARD ZIBI SENIOR SECONDARY SCHOOL	1	33	16	48.5	55	8	14.5	55	54	33	60.0
	200400282	4011004	JAMANGILE SENIOR SECONDARY SCHOOL	2	34	27	79.4	57	43	75.4	71	60	45	63.4
	200501361	4011005	KHANYA SENIOR SECONDARY SCHOOL	1	115	68	59.1	46	40	87.0	152	149	85	55.9
	200500359	4011006	KHORONG SENIOR SECONDARY SCHOOL	1	94	35	37.2	73	34	46.6	128	101	49	38.3
	200400338	4011007	KUYASA SENIOR SECONDARY SCHOOL	1	69	30	43.5	18	11	61.1	46	29	18	39.1

District Name	EMIS No	Centre No	Centre Name	Quintile	2013			2014			2015			
					Wrote	Achieved	% Achieved	Wrote	Achieved	% Achieved	Wrote	No Progressed	Achieved	% Achieved
MT FLETCHER	200501358	4011008	LEHANA SENIOR SECONDARY SCHOOL	1	286	211	73.8	314	217	69.1	335	264	228	68.1
	200500487	4011009	LUZIE DRIFT SENIOR SECONDARY SCHOOL	1	110	84	76.4	144	91	63.2	136	124	97	71.3
	200400434	4011010	MACLEAR HIGH SCHOOL	4	23	21	91.3	21	21	100.0	27	0	27	100.0
	200501371	4011011	MHLONTLO SENIOR SECONDARY SCHOOL	1	39	31	79.5	60	44	73.3	64	54	25	39.1
	200501058	4011012	RAMAFOLE SENIOR SECONDARY SCHOOL	2	140	60	42.9	119	85	71.4	238	101	108	45.4
	200400976	4011013	SAMUEL NOMBEWU SENIOR SECONDARY SCHOOL	2	41	4	9.8	40	8	20.0	43	0	21	48.8
	200400993	4011020	SIBABALE SENIOR SECONDARY SCHOOL	3	61	41	67.2	68	48	70.6	97	82	38	39.2
	200501098	4011014	SIDINANE SENIOR SECONDARY SCHOOL	2	201	140	69.7	163	130	79.8	395	262	240	60.8
	200401023	4011021	SOPHONIA SENIOR SECONDARY SCHOOL	1	26	11	42.3	17	5	29.4	18	15	11	61.1
	200501194	4011015	THAKABANNA SENIOR SECONDARY SCHOOL	1	43	36	83.7	82	39	47.6	87	0	50	57.5
	200401052	4011016	THOMAS NTABA SENIOR SECONDARY SCHOOL	2	95	81	85.3	118	94	79.7	126	0	86	68.3
	200501388	4011017	TSITSANA COMP. S.S.S	3	26	20	76.9	34	20	58.8	27	0	9	33.3
	200401085	4011018	UGIE HIGH SCHOOL	4	56	56	100.0	69	66	95.7	46	44	45	97.8
	200401361	4011019	UMTHAWELANGA SENIOR SECONDARY SCHOOL	3	74	59	79.7	77	30	39.0	72	48	31	43.1
MT FRERE	200500005	4021001	ARTHUR NGUNGA SENIOR SECONDARY SCHOOL	2	91	64	70.3	95	58	61.1	97	0	74	76.3
	200500056	4021030	BONXA HIGH SCHOOL	2				69	37	53.6	165	0	72	43.6
	200500060	4021002	BROOKSNEK SENIOR SECONDARY SCHOOL	2	28	10	35.7	42	18	42.9	62	0	25	40.3
	200500098	4021004	COLANA SENIOR SECONDARY SCHOOL	1	98	68	69.4	112	48	42.9	164	8	76	46.3
	200500113	4021005	DALUHLANGA SENIOR SECONDARY SCHOOL	2	61	45	73.8	76	42	55.3	97	3	39	40.2
	200500119	4021006	DANGWANA SENIOR SECONDARY SCHOOL	2	120	62	51.7	171	98	57.3	166	0	98	59.0
	200500144	4021031	DUMEZWENI SENIOR SECONDARY SCHOOL	1				102	58	56.9	156	17	95	60.9
	200500151	4021032	DUMSI SENIOR SECONDARY SCHOOL	1				140	36	25.7	202	16	73	36.1
	200500313	4021007	HUKU SENIOR SECONDARY SCHOOL	1	120	68	56.7	112	63	56.3	102	0	67	65.7
	200500338	4021008	JOJO SENIOR SECONDARY SCHOOL	2	59	35	59.3	83	56	67.5	76	0	55	72.4

District Name	EMIS No	Centre No	Centre Name	Quintile	2013			2014			2015			
					Wrote	Achieved	% Achieved	Wrote	Achieved	% Achieved	Wrote	No Progressed	Achieved	% Achieved
MT FRERE	200501458	4021009	LINDELANI SENIOR SECONDARY SCHOOL	3	79	61	77.2	93	82	88.2	112	4	74	66.1
	200500438	4021010	LOYISO SINOR SECONDARY SCHOOL	1	43	20	46.5	48	30	62.5	59	4	33	55.9
	200500479	4021024	LUTATENI SENIOR SECONDARY SCHOOL	1	25	21	84.0	21	14	66.7	55	0	43	78.2
	200500534	4021012	MAKAULA SENIOR SECONDARY SCHOOL	2	170	121	71.2	214	132	61.7	213	4	174	81.7
	200501408	4021013	MANZAMNYAMA SENIOR SECONDARY SCHOOL	1	20	15	75.0	42	33	78.6	52	0	38	73.1
	200500383	4022019	MBODLENI SENIOR SECONDARY SCHOOL	2							52	0	20	38.5
	200501377	4021033	MFAZWE COMPREHENSIVE TECH HIGH SCH	1				50	10	20.0	57	0	22	38.6
	200500711	4021034	MNCEBA SENIOR SECONDARY SCHOOL	2				248	176	71.0	302	5	208	68.9
	200500784	4021014	MOUNT AYLIFF SENIOR SECONDARY SCHOOL	1	207	105	50.7	145	51	35.2	210	0	71	33.8
	200404016	4022017	MOUNT FRERE COMMUNITY SCHOOL	-				3	2	66.7	6	0	5	83.3
	200500787	4021015	MOUNT FRERE SENIOR SECONDARY SCHOOL	3	194	119	61.3	162	92	56.8	241	1	164	68.0
	200501419	4021025	MT WHITE SENIOR SECONDARY SCHOOL	1	53	52	98.1	56	26	46.4	83	0	24	28.9
	200500897	4021017	NGWEKAZI SENIOR SECONDARY SCHOOL	2	96	35	36.5	85	42	49.4	97	1	44	45.4
	200500951	4021035	NTABANKULU SENIOR SECONDARY SCHOOL	3				105	55	52.4	110	2	83	75.5
	200500979	4021036	NTSIKAYEZWE HIGH SCHOOL	1				108	38	35.2	148	9	69	46.6
	200500984	4021027	NTSIZWA SENIOR SECONDARY SCHOOL	1	78	27	34.6	69	10	14.5	91	1	2	2.2
	200501459	4021018	NZULULWAZI SENIOR SECONDARY SCHOOL	2	65	35	53.8	84	39	46.4	71	0	69	97.2
	200501001	4021019	OSBORN SENIOR SECONDARY SCHOOL	2	79	39	49.4	108	40	37.0	70	0	40	57.1
	200501070	4021026	RODE SENIOR SECONDARY SCHOOL	2	94	72	76.6	59	47	79.7	109	2	37	33.9
	200501082	4021020	SAPUKANDUKU SENIOR SECONDARY SCHOOL	2	98	32	32.7	74	25	33.8	78	0	32	41.0
200501087	4021021	SENYUKELE SENIOR SECONDARY SCHOOL	2	180	107	59.4	176	116	65.9	282	0	182	64.5	
200501143	4021022	SONQISHE SENIOR SECONDARY SCHOOL	1	69	30	43.5	39	22	56.4	64	0	17	26.6	
200501157	4021029	ST GEORGES SENIOR SECONDARY SCHOOL	3							47	5	35	74.5	

District Name	EMIS No	Centre No	Centre Name	Quintile	2013			2014			2015			
					Wrote	Achieved	% Achieved	Wrote	Achieved	% Achieved	Wrote	No Progressed	Achieved	% Achieved
MT FRERE	200501160	4021028	ST MARKS SENIOR SECONDARY SCHOOL	1				20	4	20.0	23	0	9	39.1
	200501171	4021037	SUKUDE SENIOR SECONDARY SCHOOL	1				50	13	26.0	257	2	160	62.3
	200501464	4022018	ZANOKHANYO BAPTIST COMPREHENSIVE SCH	-							8	8	5	62.5
	200501322	4021023	ZIBOKWANA SENIOR SECONDARY SCHOOL	2	202	127	62.9	207	136	65.7	207	4	101	48.8
	200501331	4021038	ZINYOSINI SENIOR SECONDARY SCHOOL	1				81	43	53.1	181	0	48	26.5
	200501338	4021039	ZWELAKHE SENIOR SECONDARY SCHOOL	2				132	121	91.7	151	0	132	87.4
	200501381	4022040	ZWELITSHA SENIOR SECONDARY SCHOOL	1				71	44	62.0	114	0	51	44.7
MTHATHA	200404017	4101001	A.V PLATJIE SENIOR SECONDARY SCHOOL	3	39	24	61.5	40	28	70.0	52	13	26	50.0
	200401228	4101002	ATTWELL MADALA HIGH SCHOOL	4	187	124	66.3	117	85	72.6	164	4	109	66.5
	200400015	4101003	BAMBILANGA SENIOR SECONDARY SCHOOL	1	23	21	91.3	31	30	96.8	44	19	28	63.6
	200400024	4101004	BAZINDLOVU SENIOR SECONDARY SCHOOL	2	65	12	18.5	47	17	36.2	84	2	49	58.3
	200400077	4101005	CHIEF N.Z MTIRARA SEN. SECONDARY SCHOOL	3	111	50	45.0	61	51	83.6	98	18	50	51.0
	200404018	4102006	CHRIST THE KING INT SCHOOL	-	136	43	31.6	128	45	35.2	118	0	51	43.2
	200400102	4101007	DALIBASO SENIOR SECONDARY SCHOOL	2	195	126	64.6	205	124	60.5	248	30	153	61.7
	200400106	4101008	DALINDYEBO SENIOR SECONDARY SCHOOL	1	274	213	77.7	206	157	76.2	182	10	151	83.0
	200400110	4101009	DALUKHANYO SENIOR SECONDARY SCHOOL	3	39	22	56.4	32	16	50.0	62	2	27	43.5
	200400136	4101010	DUDUMAYO SENIOR SECONDARY SCHOOL	1	156	114	73.1	177	112	63.3	197	26	105	53.3
	200400144	4101011	E.N SEKU SENIOR SECONDARY SCHOOL	1	49	29	59.2	44	27	61.4	48	3	29	60.4
	200401369	4101012	EFATA SCHOOL FOR THE BLIND & DEAF	-	5	5	100.0	6	2	33.3	7	0	3	42.9
	200401283	4101013	EXCELSIOR SENIOR SECONDARY SCHOOL	4	107	93	86.9	51	41	80.4	97	5	80	82.5
	200400200	4101014	GENGQE SENIOR SECONDARY SCHOOL	2	17	8	47.1	22	1	4.5	22	0	10	45.5
	200400805	4101071	GOBINAMBA SENIOR SECONDARY SCHOOL	2							27	0	12	44.4
200400581	4101067	GOBIZIZWE SENIOR SECONDARY SCHOOL	3							17	0	14	82.4	

District Name	EMIS No	Centre No	Centre Name	Quintile	2013			2014			2015			
					Wrote	Achieved	% Achieved	Wrote	Achieved	% Achieved	Wrote	No Progressed	Achieved	% Achieved
MTHATHA	200400264	4101015	HLABATSHANE SENIOR SECONDARY SCHOOL	1	77	51	66.2	89	45	50.6	89	17	15	16.9
	200401311	4101016	HOLOMISA SENIOR SECONDARY SCHOOL	3	69	51	73.9	67	54	80.6	80	8	66	82.5
	200400272	4101017	HOLY CROSS SENIOR SECONDARY SCHOOL	3	201	184	91.5	192	176	91.7	166	7	155	93.4
	200401415	4102018	HOLYCROSS EDUCATION CENTRE KIDDIE LAND	-	110	103	93.6	97	90	92.8	99	0	99	100.0
	200401387	4101019	IKWEZI TECHNICAL SKILL CENTRE	4	156	80	51.3	78	61	78.2	107	5	62	57.9
	200400286	4101066	JIXINI SENIOR SECONDARY SCHOOL	3							22	0	16	72.7
	200400300	4101020	JONGINTABA SENIOR SECONDARY SCHOOL	1	41	32	78.0	41	28	68.3	54	0	43	79.6
	200401333	4101021	JOYI SENIOR SECONDARY SCHOOL	2	71	41	57.7	85	46	54.1	104	25	40	38.5
	200401269	4101022	JUMBA SENIOR SECONDARY SCHOOL	3	77	49	63.6	85	64	75.3	123	0	43	35.0
	200401410	4102023	KHANYA PRIVATE SCHOOL	-							15	0	9	60.0
	200401303	4102024	KHANYISA HIGH SCHOOL	1	359	338	94.2	287	272	94.8	305	0	278	91.1
	200401390	4102025	KINGS COMMERCIAL COLLEGE	-	109	104	95.4	54	42	77.8	63	10	60	95.2
	200400336	4101026	KULANATHI SENIOR SECONDARY SCHOOL	3	86	41	47.7	60	21	35.0	43	37	23	53.5
	200401300	4101027	KWANOBUHLE SENIOR SECONDARY SCHOOL	1	62	29	46.8	61	22	36.1	54	13	31	57.4
	200400357	4101028	LESLIE NKALA SENIOR SECONDARY SCHOOL	3	94	30	31.9	57	23	40.4	57	19	21	36.8
	200400419	4101029	LUTUBENI SENIOR SECONDARY SCHOOL	1	143	83	58.0	109	72	66.1	118	15	72	61.0
	200404028	4101063	MANZOLWANDLE SANDILE SEN SEC SCH	3	30	11	36.7	43	17	39.5	66	4	36	54.5
	200400518	4101070	MAXWELE SENIOR SECONDARY SCHOOL	3							17	0	5	29.4
	200400569	4101030	MDITSHWA SENIOR SECONDARY SCHOOL	3	54	10	18.5	49	9	18.4	74	31	11	14.9
	200400576	4101031	MENZIWA SENIOR SECONDARY SCHOOL	1	63	10	15.9	57	14	24.6	40	13	17	42.5
200400602	4101032	MILTON DALASILE SENIOR SECONDARY SCHOOL	1	82	35	42.7	72	14	19.4	96	6	40	41.7	
200400603	4101033	MILTON MBEKELA SENIOR SECONDARY SCHOOL	2	194	125	64.4	134	92	68.7	223	14	147	65.9	

District Name	EMIS No	Centre No	Centre Name	Quintile	2013			2014			2015			
					Wrote	Achieved	% Achieved	Wrote	Achieved	% Achieved	Wrote	No Progressed	Achieved	% Achieved
MTHATHA	200401401	4102034	MORNING STAR EDUCATION CENTRE	-	56	44	78.6	8	4	50.0	16	0	12	75.0
	200400642	4101035	MPEKO SENIOR SECONDARY SCHOOL	3	100	71	71.0	54	41	75.9	115	10	79	68.7
	200401306	4101036	MPINDWENI SENIOR SECONDARY SCHOOL	3	40	27	67.5	56	51	91.1	62	4	48	77.4
	200601166	4102048	MTHATHA COLLEGE OF MATHS SCIENCE & COMM	-	94	50	53.2	64	29	45.3	43	0	41	95.3
	200401343	4101037	NGANGELIZWE SENIOR SECONDARY SCHOOL	3	117	63	53.8	87	46	52.9	60	0	43	71.7
	200400772	4101064	NGUBESIZWE SENIOR SECONDARY SCHOOL	3							17	0	12	70.6
	200401335	4101038	NGWAYIBANJWA SENIOR SECONDARY SCHOOL	3	194	106	54.6	166	91	54.8	141	33	95	67.4
	200401294	4101039	NOZUKO SENIOR SECONDARY SCHOOL	1	275	180	65.5	95	84	88.4	213	79	123	57.7
	200400495	4101059	QINGQOLO S.S.S.	1	11	5	45.5	19	8	42.1	17	0	7	41.2
	200401252	4101040	QOKOLWENI SENIOR SECONDARY SCHOOL	3	135	66	48.9	84	65	77.4	146	33	90	61.6
	200404023	4102041	SCIENCE COLLEGE	-	17	17	100.0	30	17	56.7	29	0	22	75.9
	200400985	4101042	SEA VIEW SECONDARY SCHOOL	1	50	11	22.0	44	15	34.1	53	8	6	11.3
	200400005	4101062	SINOLWAZI SEN SEC SCHOOL	3	85	35	41.2	74	34	45.9	88	0	24	27.3
	200401288	4101043	ST JOHNS COLLEGE	4	303	291	96.0	367	343	93.5	462	0	428	92.6
	200404020	4102044	ST JUDE PRIVATE SCHOOL	-	54	50	92.6	51	29	56.9	44	1	30	68.2
	200404015	4102045	ST MARTINS SCHOOL	-	65	57	87.7	13	9	69.2	68	0	27	39.7
	200401409	4102046	STRATEGIC HIGH SCHOOL	-	45	40	88.9	41	33	80.5	66	0	47	71.2
	200400086	4101065	TYELINZIMA HIGH SCHOOL	1							96	18	15	15.6
	200401089	4101049	UMTATA HIGH SCHOOL	4	113	108	95.6	87	84	96.6	104	2	91	87.5
	200404014	4101050	UMTATA INTERNATIONAL SCHOOL	4	81	71	87.7	79	71	89.9	105	1	94	89.5
	200401340	4101051	UMTATA TECHNICAL COLLEGE	3	99	67	67.7	108	79	73.1	213	3	122	57.3
	200401104	4101057	UPPER MPAKO SENIOR SECONDARY SCHOOL	1	181	64	35.4	126	31	24.6	148	82	45	30.4
	200400313	4101072	WILO COMPREHENSIVE SENIOR SEC SCHOOL	3							23	0	5	21.7
	200401150	4101052	XOLILIZWE SANGONI SENIOR SECONDARY	3	117	50	42.7	79	23	29.1	63	5	33	52.4
200401166	4101053	ZAMAKULUNGISA SENIOR SECONDARY SCHOOL	3	285	215	75.4	317	220	69.4	271	59	169	62.4	

District Name	EMIS No	Centre No	Centre Name	Quintile	2013			2014			2015			
					Wrote	Achieved	% Achieved	Wrote	Achieved	% Achieved	Wrote	No Progressed	Achieved	% Achieved
MTHATHA	200401191	4101058	ZIMELE HIGH SCHOOL	3	195	139	71.3	164	140	85.4	228	12	171	75.0
	200401304	4101054	ZINGISA COMPREHENSIVE SCHOOL	5	202	188	93.1	167	155	92.8	232	0	200	86.2
	200401210	4101055	ZWELIBANGILE SENIOR SECONDARY SCHOOL	3	113	52	46.0	121	58	47.9	119	15	64	53.8
	200401225	4101056	ZWELODUMO SENIOR SECONDARY SCHOOL	3	175	125	71.4	112	58	51.8	165	58	56	33.9
NGCOBO	200600452	4131001	BATANDWA NDONDO SENIOR SECONDARY SCHOOL	3	107	71	66.4	75	49	65.3	137	58	46	33.6
	200600088	4131002	CALA SENIOR SECONDARY SCHOOL	3	108	85	78.7	65	59	90.8	175	63	87	49.7
	200400084	4131003	CLARKEBURY SENIOR SECONDARY SCHOOL	1	138	125	90.6	179	82	45.8	241	6	109	45.2
	200400094	4131027	CWECWENI SENIOR SECONDARY SCHOOL	1				83	39	47.0	94	4	59	62.8
	200600123	4131020	D.M. SKOSANA SENIOR SECONDARY SCHOOL	2	77	49	63.6	59	37	62.7	77	26	32	41.6
	200400134	4131004	DOLOPHINI SENIOR SECONDARY SCHOOL	1	64	38	59.4	65	37	56.9	71	8	26	36.6
	200401338	4131005	ELLIOT HIGH SCHOOL	4	35	29	82.9	33	27	81.8	28	0	24	85.7
	200400159	4131006	EMIZAMOYETHU SENIOR SECONDARY SCHOOL	1	44	19	43.2	32	21	65.6	58	3	21	36.2
	200400248	4131007	GWARUBANA SENIOR SECONDARY SCHOOL	1	112	62	55.4	78	33	42.3	111	23	21	18.9
	200400324	4131025	KHANYOLWETHU SENIOR SECONDARY SCHOOL	1	15	5	33.3	18	8	44.4	25	10	6	24.0
	200600359	4131009	L.JENTILE SENIOR SECONDARY SCHOOL	2	39	32	82.1	30	15	50.0	60	8	13	21.7
	200400487	4131010	MANZANA SENIOR SECONDARY SCHOOL	2	16	2	12.5	54	39	72.2	166	55	45	27.1
	200400504	4131011	MASIKHUTHALE PUBLIC SECONDARY SCHOOL	3	82	56	68.3	51	31	60.8	100	44	39	39.0
	200400940	4131024	MASILINGANE SENIOR SECONDARY SCHOOL	1	28	25	89.3	47	29	61.7	51	14	27	52.9
	200400552	4131012	MCOBOLOLO SENIOR SECONDARY SCHOOL	1	47	40	85.1	50	33	66.0	57	5	44	77.2
	200400584	4131013	MGUDLWA SENIOR SECONDARY SCHOOL	1	66	42	63.6	90	78	86.7	106	39	33	31.1
	200400693	4131014	MZIKAYISE DALASILE SECONDARY SCHOOL	2	101	77	76.2	99	67	67.7	103	5	57	55.3
	400773	4131026	NGUBESIZWE SENIOR SECONDARY SCHOOL	-							28	0	18	64.3
	200401313	4131015	NOSIMO TECHNICAL HIGH SCHOOL	1	36	4	11.1	29	4	13.8	35	3	15	42.9

District Name	EMIS No	Centre No	Centre Name	Quintile	2013			2014			2015			
					Wrote	Achieved	% Achieved	Wrote	Achieved	% Achieved	Wrote	No Progressed	Achieved	% Achieved
NGCOBO	200400893	4131016	NYANGA SENIOR SECONDARY SCHOOL	3	216	138	63.9	211	165	78.2	231	17	178	77.1
	200400905	4131021	PAKAMANI SENIOR SECONDARY SCHOOL	1	135	98	72.6	190	158	83.2	289	93	200	69.2
	200600743	4131022	SIFONONDILE SENIOR SECONDARY SCHOOL	2	22	11	50.0	24	15	62.5	16	4	13	81.3
	200401199	4131017	ZULULIYAZONGOMA SENIOR SECONDARY	1	110	93	84.5	112	104	92.9	215	54	86	40.0
	200401213	4131018	ZWELIHLE SENIOR SECONDARY SCHOOL	1	76	38	50.0	67	29	43.3	69	7	28	40.6
	200401223	4131019	ZWELIVUMILE SENIOR SECONDARY SCHOOL	1	55	35	63.6	68	33	48.5	91	13	39	42.9
PORT ELIZABETH	200100019	4222001	ALAZHAR PRIMARY INSTITUTE	-				11	11	100.0	15	0	14	93.3
	200100021	4221002	ALEXANDER ROAD HIGH SCHOOL	5	215	212	98.6	205	203	99.0	231	1	229	99.1
	200100037	4221003	ARCADIA SENIOR SECONDARY SCHOOL	3	60	42	70.0	96	77	80.2	130	50	85	65.4
	200100957	4221004	BERTRAM SECONDARY SCHOOL	3	121	86	71.1	95	64	67.4	190	41	131	68.9
	200100064	4221005	BTHELSDORP COMPREHENSIVE SCHOOL	3	137	103	75.2	144	112	77.8	128	20	98	76.6
	200100079	4221006	BOOYSEN PARK SECONDARY SCHOOL	3	62	49	79.0	74	59	79.7	150	30	91	60.7
	200100977	4222081	BRYLIN HIGH SCHOOL	-	39	36	92.3	39	36	92.3	27	3	22	81.5
	200100104	4223007	CAPE RECIFE HIGH SCHOOL	-	29	27	93.1	28	21	75.0	33	1	24	72.7
	200100111	4221008	CHAPMAN HIGH SCHOOL	4	135	119	88.1	106	102	96.2	165	39	135	81.8
	200100114	4221009	CHATTY SENIOR SECONDARY SCHOOL	3	66	24	36.4	90	50	55.6	154	103	40	26.0
	200100118	4221010	CHUBEKILE SENIOR SECONDARY SCHOOL	3	91	50	54.9	71	37	52.1	88	27	37	42.0
	200100119	4221011	CINGANI HIGH SCHOOL	3	132	47	35.6	76	48	63.2	104	19	39	37.5
	200100131	4221012	COLLEGIATE GIRLS HIGH SCHOOL	5	139	139	100.0	139	138	99.3	138	0	138	100.0
	200100137	4221013	COSELELANI SENIOR SECONDARY SCHOOL	3	27	15	55.6	21	17	81.0	50	12	24	48.0
	200100139	4221014	COWAN HIGH SCHOOL	3	167	126	75.4	136	101	74.3	177	40	124	70.1
	200100151	4221015	DAVID LIVINGSTONE SENIOR SECONDARY	3	53	35	66.0	81	49	60.5	113	44	55	48.7
200100177	4221017	DOUGLAS MBOPA SENIOR SECONDARY SCHOOL	3	157	119	75.8	207	133	64.3	195	32	121	62.1	
200100186	4221018	E Z KABANE HIGH SCHOOL	3	49	24	49.0	36	25	69.4	48	8	24	50.0	

District Name	EMIS No	Centre No	Centre Name	Quintile	2013			2014			2015			
					Wrote	Achieved	% Achieved	Wrote	Achieved	% Achieved	Wrote	No Progressed	Achieved	% Achieved
PORT ELIZABETH	200100190	4222019	ED-U-COLLEGE HIGH SCHOOL	-	37	26	70.3	41	29	70.7	38	0	15	39.5
	200101021	4223060	ELSEN ACADEMY	5							4	4	4	100.0
	200100954	4221021	ETHEMBENI ENRICHMENT CENTRE	3	76	74	97.4	71	70	98.6	68	0	68	100.0
	200100244	4221022	GELVANDALE HIGH SCHOOL	4	164	113	68.9	161	117	72.7	163	33	85	52.1
	200100277	4221024	GREY BOYS SCHOOL	5	182	182	100.0	160	160	100.0	186	0	186	100.0
	200100308	4221025	HILLSIDE SECODARY SCHOOL	3	88	51	58.0	56	44	78.6	121	35	77	63.6
	200100033	4221026	HOËRSKOOL ANDREW RABIE	3	76	71	93.4	84	71	84.5	85	2	73	85.9
	200100313	4221027	HOËRSKOOL CILLIE SCHOOL	3	124	110	88.7	128	124	96.9	150	18	144	96.0
	200100165	4221028	HOËRSKOOL D.F MALHERBE	5	88	87	98.9	94	93	98.9	100	2	100	100.0
	200100230	4221029	HOËRSKOOL FRAMESBY	5	214	210	98.1	190	189	99.5	224	3	221	98.7
	200100607	4221030	HOËRSKOOL OTTO DU PLESSIS	5	131	118	90.1	154	137	89.0	126	3	113	89.7
	200100384	4221038	IKHWEZI LOMSO COMPREHENSIVE SCHOOL	3	254	151	59.4	157	114	72.6	193	51	144	74.6
	200100989	4222032	INSIGHT LEARNING CENTRE & COLLEGE	-	18	14	77.8	9	7	77.8	2	1	2	100.0
	200100344	4221033	ITHEMBELIHLE COMPREHENSIVE SCHOOL	3	126	83	65.9	145	73	50.3	179	29	75	41.9
	200100347	4221034	JAMES JOLOBE SENIOR SECONDARY SCHOOL	3	92	37	40.2	86	41	47.7	108	40	45	41.7
	200100973	4222035	KABEGA CHRISTELIKE SKOOL	-	13	12	92.3	24	22	91.7	24	0	20	83.3
	200100892	4223036	KHANYISA SCHOOL FOR THE BLIND	-	4	3	75.0	3	2	66.7	8	3	5	62.5
	200100381	4221037	KHUMBULANI HIGH SCHOOL	3	89	51	57.3	91	66	72.5	122	19	55	45.1
	200100927	4221039	KWAMAGXAKI HIGH SCHOOL	3	66	49	74.2	117	80	68.4	178	18	100	56.2
	200100427	4221040	KWAZAKHELE HIGH SCHOOL	3	123	51	41.5	94	52	55.3	129	19	73	56.6
	200100119	4221041	LAWSON BROWN HIGH	3	123	109	88.6	154	142	92.2	158	0	139	88.0
	200100133	4222042	LINKSIDE HIGH SCHOOL	5	138	134	97.1	98	95	96.9	127	0	121	95.3
	200100468	4221043	LOYISO SENIOR SECONDARY SCHOOL	3	91	44	48.4	66	50	75.8	83	21	31	37.3
200100472	4221044	LUNGISA HIGH SCHOOL	3	111	66	59.5	127	82	64.6	177	18	59	33.3	
200100476	4221045	LWANDLEKAZI HIGH SCHOOL	3	34	9	26.5	40	12	30.0	53	0	6	11.3	

District Name	EMIS No	Centre No	Centre Name	Quintile	2013			2014			2015			
					Wrote	Achieved	% Achieved	Wrote	Achieved	% Achieved	Wrote	No Progressed	Achieved	% Achieved
PORT ELIZABETH	200100477	4221046	LWAZILWETHU SENIOR SECONDARY SCHOOL	3	32	20	62.5	17	13	76.5	38	23	14	36.8
	200100497	4221047	MASIBAMBANE SENIOR SECONDARY SCHOOL	3	96	56	58.3	99	50	50.5	151	69	52	34.4
	200100498	4221048	MASIPHATHISANE SENIOR SECONDARY SCHOOL	3	159	117	73.6	145	119	82.1	345	18	170	49.3
	200100509	4221049	MFESANE SENIOR SECONDARY SCHOOL	3	76	52	68.4	88	75	85.2	157	17	74	47.1
	200100117	4221050	MORNINGSIDE HIGH SCHOOL	5	96	67	69.8	76	57	75.0	144	2	100	69.4
	200100531	4221051	MOTHERWELL HIGH SCHOOL	3	80	52	65.0	104	53	51.0	105	22	64	61.0
	200100546	4221052	MZONTSUNDU SENIOR SECONDARY SCHOOL	3	68	34	50.0	139	37	26.6	159	74	64	40.3
	200101034	4222053	NASRUDDIN ISLAMIC HIGH SCHOOL	-	38	38	100.0	25	25	100.0	26	0	25	96.2
	200100555	4221054	NCEDO SENIOR SECONDARY SCHOOL	3	48	37	77.1	74	58	78.4	111	19	71	64.0
	200100556	4221055	NDYEBO SENIOR SECONDARY SCHOOL	3	100	71	71.0	82	49	59.8	139	18	83	59.7
	200100558	4221056	NDZONDELELO HIGH SCHOOL	3	185	122	65.9	170	129	75.9	135	12	98	72.6
	200100563	4221057	NEWELL PUBLIC SECONDARY SCHOOL	3	124	63	50.8	73	36	49.3	77	0	48	62.3
	200100567	4221031	NEWTON T.H.S	5	121	107	88.4	89	78	87.6	118	0	101	85.6
	200100893	4223058	NORTHERN LIGHTS SCHOOL	-	30	23	76.7	94	53	56.4	8	0	7	87.5
	200100618	4221059	PATERSON HIGH SCHOOL	4	99	77	77.8	108	87	80.6	122	27	92	75.4
	200100619	4221060	PEARSON HIGH SCHOOL	5	178	177	99.4	168	168	100.0	181	1	181	100.0
	200100626	4221061	PHAKAMISA SENIOR SECONDARY SCHOOL	3	74	38	51.4	87	30	34.5	69	6	32	46.4
	200100638	4221062	QAPHELANI SENIOR SECONDARY SCHOOL	3	76	43	56.6	46	23	50.0	95	2	26	27.4
	200100671	4221063	SAKHISIZWE SENIOR SECONDARY SCHOOL	3	30	20	66.7	79	36	45.6	115	43	39	33.9
	200100678	4221064	SANCTOR HIGH SCHOOL	3	142	121	85.2	210	183	87.1	234	29	152	65.0
	200100670	4221065	SEK MQHAYI SENIOR SECONDARY SCHOOL	3	28	21	75.0	33	24	72.7	34	17	4	11.8
	200100716	4221066	SOPHAKAMA SENIOR SECONDARY SCHOOL	3	57	23	40.4	31	10	32.3	64	27	28	43.8
	200100717	4221067	SOQHAYISA SENIOR SECONDARY SCHOOL	3	54	48	88.9	56	51	91.1	85	12	68	80.0
200900350	4221087	ST ALBANS SCHOOL	5	17	7	41.2	6	5	83.3	13	0	5	38.5	
200100735	4221068	ST JAMES SECONDARY SCHOOL	5	64	58	90.6	83	68	81.9	91	7	72	79.1	

District Name	EMIS No	Centre No	Centre Name	Quintile	2013			2014			2015			
					Wrote	Achieved	% Achieved	Wrote	Achieved	% Achieved	Wrote	No Progressed	Achieved	% Achieved
PORT ELIZABETH	200100745	4221069	ST THOMAS SENIOR SECONDARY SCHOOL	3	110	91	82.7	151	134	88.7	166	11	148	89.2
	200100769	4221070	TAMSANQA SECONDARY SCHOOL	3	54	11	20.4	40	9	22.5	67	26	17	25.4
	200100974	4225506	TEHILLAH CHRISTIAN ACADEMY	-							100	0	48	48.0
	200100777	4221071	TEMBALABANTU SENIOR SECONDARY SCHOOL	3	85	26	30.6	51	17	33.3	50	4	19	38.0
	200100918	4222072	THE HILL COLLEGE	-	36	35	97.2	34	32	94.1	42	0	40	95.2
	200100895	4222073	THEODOR HERZL HIGH SCHOOL	-	36	36	100.0	31	31	100.0	31	0	31	100.0
	200100786	4221020	THUBELIHLE SENIOR SECONDARY SCHOOL	3	30	21	70.0	87	13	14.9	43	3	14	32.6
	200100799	4221074	TYHILULWAZI SENIOR SECONDARY SCHOL	3	48	26	54.2	59	20	33.9	107	5	32	29.9
	200100823	4221075	VICTORIA PARK HIGH SCHOOL	5	194	193	99.5	217	215	99.1	197	1	196	99.5
	200100830	4221076	VULUMZI SENIOR SECONDARY SCHOOL	3	53	28	52.8	47	27	57.4	124	13	54	43.5
	200100878	4221077	WALMER HIGH SCHOOL	3	162	94	58.0	170	46	27.1	155	71	55	35.5
	200100846	4221078	WESTERING HIGH SCHOOL	5	164	162	98.8	161	161	100.0	186	2	186	100.0
	200100851	4221079	WESTVILLE SECONDARY SCHOOL	5	139	115	82.7	123	111	90.2	175	16	138	78.9
	200100869	4221080	WOOLHOPE SECONDARY SCHOOL	4	151	117	77.5	160	133	83.1	148	5	128	86.5
QUEENSTOWN	200600004	4071001	ABAMBO HIGH SCHOOL	2	94	56	59.6	104	39	37.5	119	1	51	42.9
	200600076	4071002	BULELANI SENIOR SECONDARY SCHOOL	3	128	107	83.6	159	114	71.7	131	17	92	70.2
	200600163	4071003	EKUPHUMLENI HIGH SCHOOL	3	93	66	71.0	69	57	82.6	86	3	77	89.5
	200600206	4071004	FUNDA HIGH SCHOOL	3	112	90	80.4	119	72	60.5	107	0	58	54.2
	200600245	4072043	GET AHEAD	-	71	69	97.2	78	68	87.2	70	2	63	90.0
	200600253	4071005	HEWU	3	43	15	34.9	38	14	36.8	33	3	13	39.4
	200600693	4071006	HEXAGON HIGH SCHOOL	5	88	85	96.6	92	80	87.0	83	9	81	97.6
	200600267	4071007	HOËRSKOOL HANGKLIP	5	45	41	91.1	61	59	96.7	55	0	55	100.0
	200600307	4071008	JOE SLOVO FREEDOM HIGH SCHOOL	3	74	31	41.9	114	64	56.1	103	14	38	36.9
	200601022	4071009	JOHN NOAH HIGH SCHOOL	3	80	31	38.8	52	33	63.5	84	0	33	39.3
	200600981	4071010	KHANYA HIGH SCHOOL	3	64	18	28.1	24	11	45.8	30	2	13	43.3
	200601065	4071011	KWA-KOMANI COMP	3	202	107	53.0	159	103	64.8	241	46	124	51.5
	200600886	4071012	LAVELILANGA SENIOR SECONDARY SCHOOL	3	22	9	40.9	27	6	22.2	18	0	13	72.2

District Name	EMIS No	Centre No	Centre Name	Quintile	2013			2014			2015			
					Wrote	Achieved	% Achieved	Wrote	Achieved	% Achieved	Wrote	No Progressed	Achieved	% Achieved
QUEENSTOWN	200600375	4071013	LINGELIHLE SENIOR SECONDARY SCHOOL	3	106	90	84.9	135	100	74.1	170	51	86	50.6
	200600400	4071014	LUVUYO LERUMO SCHOOL	3	103	72	69.9	186	64	34.4	149	2	50	33.6
	200601105	4071015	MANZUZULU SENIOR SECONDARY SCHOOL	3	47	33	70.2	49	18	36.7	56	8	27	48.2
	200600441	4071016	MARIA LOUW HIGH SCHOOL	5	139	115	82.7	191	122	63.9	165	73	111	67.3
	200600480	4071017	MHLOTSHANA SENIOR SECONDARY SCHOOL	3	37	13	35.1	68	10	14.7	47	17	12	25.5
	200600503	4071018	MOLTENO HIGH SCHOOL	4	18	11	61.1	29	18	62.1	22	7	14	63.6
	200600539	4071019	MZAMOMHLE HIGH SCHOOL	2	16	8	50.0	14	3	21.4	12	0	6	50.0
	200600542	4071020	N. MOTMAN PUBLIC SCHOOL	3	64	33	51.6	59	21	35.6	49	0	32	65.3
	200600556	4071021	NDLOVUKAZI HIGH SCHOOL	3	57	37	64.9	57	32	56.1	83	9	63	75.9
	200600576	4071022	NGUBENGCUKA SENIOR SECONDARY SCHOOL	3	63	18	28.6	43	9	20.9	47	11	14	29.8
	200600963	4071023	NKWANCA HIGH SCHOOL	3	101	77	76.2	150	99	66.0	164	10	119	72.6
	200600986	4071024	NOMPUMELELO HIGH SCHOOL	3	86	48	55.8	116	49	42.2	120	22	46	38.3
	200600643	4071026	NTUNJA SENIOR SECONDARY SCHOOL	3	38	14	36.8	25	11	44.0	24	0	13	54.2
	200600799	4072027	OLIVET PRIVATE SCHOOL	-	8	8	100.0	12	12	100.0	15	0	12	80.0
	200600667	4071028	PHAKAMANI SENIOR SECONDARY SCHOOL	2	18	15	83.3	8	6	75.0	19	2	18	94.7
	200600691	4071029	QUEEN'S COLLEGE BOYS HIGH SCHOOL	5	109	109	100.0	109	108	99.1	105	0	104	99.0
	200600694	4071030	QUEENSTOWN GIRLS HIGH SCHOOL	5	90	90	100.0	103	103	100.0	101	0	101	100.0
	200600071	4072031	ROYAL ACADEMY	-	39	36	92.3	48	41	85.4	51	0	41	80.4
	200600738	4071032	SIBONILE SENIOR SECONDARY SCHOOL	3	22	15	68.2	22	9	40.9	17	1	11	64.7
	200600739	4071033	SIBUYELE COMBINED SCHOOL	2	24	10	41.7	40	14	35.0	27	4	14	51.9
	200600746	4071034	SIJONGEPHAMBILI	3	35	10	28.6	37	11	29.7	44	1	5	11.4
	200600760	4071035	SIYAPHAHAKAMA SENIOR SECONDARY SCHOOL	3	45	12	26.7	62	11	17.7	46	7	8	17.4
	200601117	4071036	SOVUKA SIKHANYE HIGH SCHOOL	2	26	11	42.3	18	5	27.8	23	0	6	26.1
200600779	4071037	SOYISILE SENIOR SECONDARY SCHOOL	2	47	31	66.0	50	23	46.0	49	1	28	57.1	
200600885	4071038	VELALANGA SENIOR SECONDARY SCHOOL	3	14	8	57.1	21	6	28.6	18	0	7	38.9	

District Name	EMIS No	Centre No	Centre Name	Quintile	2013			2014			2015			
					Wrote	Achieved	% Achieved	Wrote	Achieved	% Achieved	Wrote	No Progressed	Achieved	% Achieved
QUEENSTOWN	200600898	4071039	VUSELELA COMBINED SCHOOL	2	51	22	43.1	41	20	48.8	43	1	14	32.6
	200600903	4071040	W.B.RUBUSANA SENIOR SECONDARY SCHOOL	3	113	68	60.2	113	62	54.9	150	22	62	41.3
	200600936	4071041	ZAMOKUHLE SENIOR SECONDARY SCHOOL	3	20	13	65.0	44	9	20.5	38	0	25	65.8
	200600952	4071048	ZOLANI JUNIOR SECONDARY SCHOOL	3							54	1	9	16.7
	200600956	4071042	ZWELEDINGA HIGH SCHOOL	2	72	45	62.5	82	41	50.0	93	0	22	23.7
QUMBU	200400034	4111001	BELE ZINGCUKA TECHNICAL COLLEGE	3	65	45	69.2	46	29	63.0	63	35	23	36.5
	200400067	4111002	CAMERON NGUDLE SENIOR SECONDARY SCHOOL	2	35	34	97.1	24	23	95.8	51	9	41	80.4
	200400108	4111003	DALUHLANGA SENIOR SECONDARY SCHOOL	1	42	25	59.5	12	9	75.0	42	21	11	26.2
	200400128	4111004	DILIZINTABA SENIOR SECONDARY SCHOOL	2	73	41	56.2	52	38	73.1	109	58	38	34.9
	200501398	4111005	DWEBE SENIOR SECONDARY SCHOOL	1	54	44	81.5	27	15	55.6	64	17	39	60.9
	200400200	4111006	GCISA SENIOR SECONDARY SCHOOL	2	32	21	65.6	22	14	63.6	35	9	13	37.1
	200400293	4111007	JONGILIZWE SENIOR SECONDARY SCHOOL	3	79	12	15.2	50	33	66.0	81	52	16	19.8
	200400308	4111008	JOUBERT LUDIDI SENIOR SECONDARY SCHOOL	2	104	39	37.5	40	39	97.5	110	59	44	40.0
	200400310	4111009	KT MCHASA SENIOR SECONDARY SCHOOL	3	123	108	87.8	141	129	91.5	180	24	135	75.0
	200400363	4111010	LITTLE FLOWER SENIOR SECONDARY SCHOOL	3	174	129	74.1	78	76	97.4	127	17	100	78.7
	200400364	4111011	LUTUKA SENIOR SECONDARY SCHOOL	3	163	106	65.0	102	83	81.4	134	22	95	70.9
	200400671	4111012	MTENGWANE SENIOR SECONDARY SCHOOL	2	51	23	45.1	39	25	64.1	71	26	38	53.5
	200400847	4111013	NQWILISO SENIOR SECONDARY SCHOOL	1	189	93	49.2	38	35	92.1	178	86	74	41.6
	200400524	4111014	QUMBU TECHNICAL HIGH SCHOOL	2	83	52	62.7	29	24	82.8	172	52	92	53.5
	200400958	4111015	QUMBU VILLAGE SENIOR SECONDARY SCHOOL	3	197	95	48.2	114	88	77.2	189	89	97	51.3
	200401286	4111028	REUBEN NTULI SENIOR SECONDARY SCHOOL	3	122	43	35.2	38	25	65.8	65	37	19	29.2
200400979	4111016	SANDY MAJEKE SENIOR SECONDARY SCHOOL	3	32	9	28.1	11	6	54.5	35	19	14	40.0	

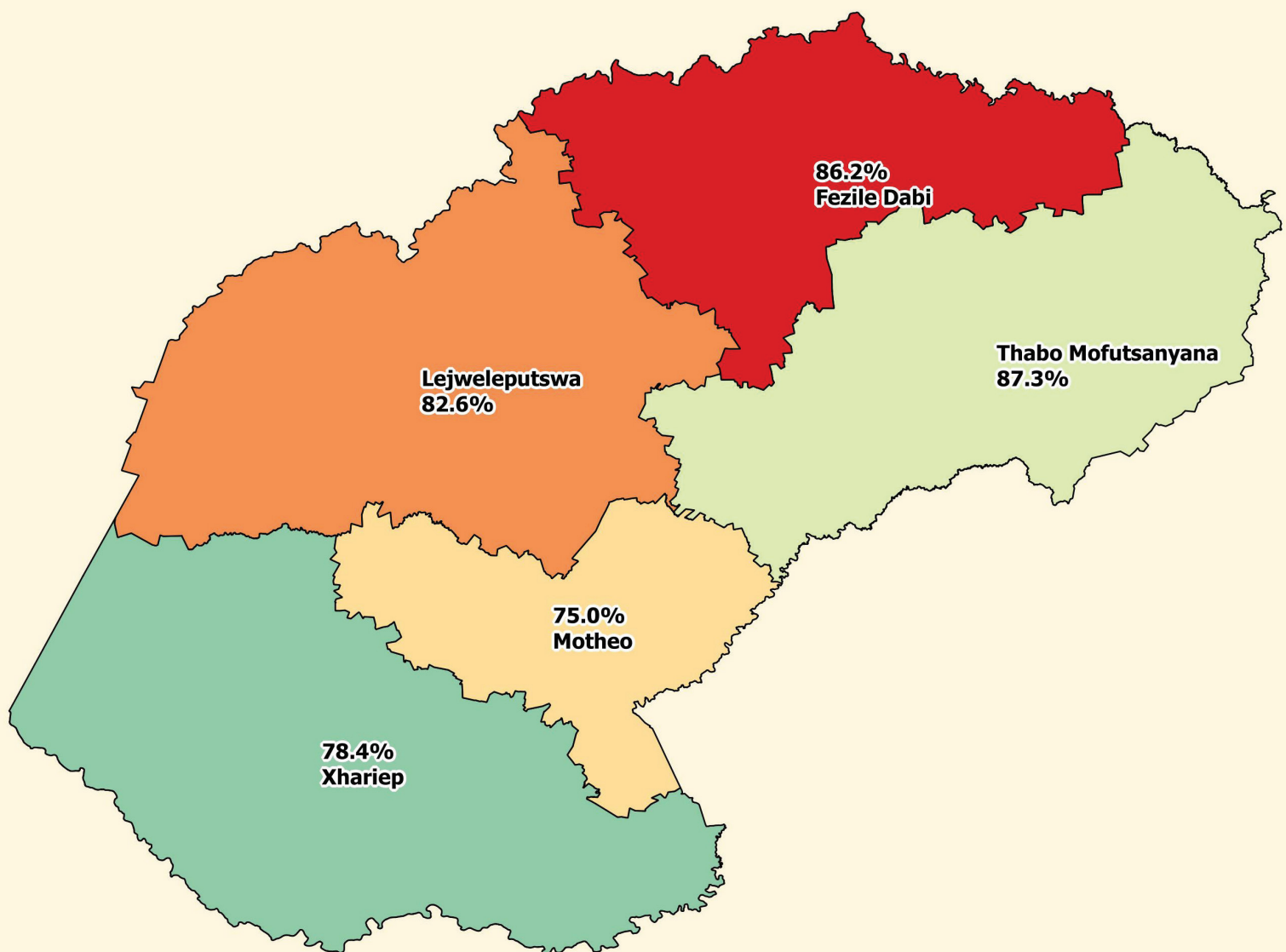
District Name	EMIS No	Centre No	Centre Name	Quintile	2013			2014			2015			
					Wrote	Achieved	% Achieved	Wrote	Achieved	% Achieved	Wrote	No Progressed	Achieved	% Achieved
QUMBU	200400989	4111017	SHAWBURY SENIOR SECONDARY SCHOOL	2	120	63	52.5	74	50	67.6	157	85	74	47.1
	200401291	4111018	SOMAGUNYA SENIOR SECONDARY SCHOOL	2	63	41	65.1	67	21	31.3	48	10	17	35.4
	200401028	4111020	ST CUTHBERT'S SEN SEC SCHOOL	3	39	27	69.2	54	41	75.9	47	23	32	68.1
	200401027	4111019	ST BARTHOLOMEWS SENIOR SECONDARY SCHOOL	2	71	60	84.5	49	42	85.7	202	133	73	36.1
	200401035	4111021	SULENKAMA SENIOR SECONDARY SCHOOL	2	43	27	62.8	19	14	73.7	37	5	16	43.2
	200401041	4111022	TANDANANI SENIOR SECONDARY SCHOOL	2	89	55	61.8	72	43	59.7	87	18	51	58.6
	200501219	4111023	TOLWENI SENIOR SECONDARY SCHOOL	1	281	40	14.2	15	8	53.3	219	155	95	43.4
	200401069	4111024	TSHONGWENI SENIOR SECONDARY SCHOOL	3	48	30	62.5	36	22	61.1	68	12	36	52.9
	200400359	4111025	TSOLO HIGH SCHOOL	3	55	36	65.5	55	43	78.2	91	40	39	42.9
	200401321	4111026	UPPER CULUNCA SENIOR SECONDARY SCHOOL	1	33	19	57.6	15	14	93.3	42	12	17	40.5
	200401143	4111027	WELSH SENIOR SECONDARY SCHOOL	1	87	22	25.3	10	8	80.0	138	125	21	15.2
STERKSPRUIT	200600012	4061001	ALIWAL NORTH HIGH SCHOOL	5	78	76	97.4	85	84	98.8	82	1	78	95.1
	200600266	4061002	BARKLY EAST HIGH SCHOOL	4	24	23	95.8	25	23	92.0	29	0	28	96.6
	200600048	4061003	BISHOP DEMONT SECONDARY SCHOOL	3	55	44	80.0	35	29	82.9	72	12	37	51.4
	200600049	4061004	BLIKANA SENIOR SECONDARY SCHOOL	2	69	28	40.6	75	37	49.3	107	10	26	24.3
	200600078	4061005	BURGERSDORP HIGH SCHOOL	4	47	46	97.9	45	44	97.8	51	0	51	100.0
	200601008	4061006	CEBOLETHU HIGH SCHOOL	3	11	4	36.4	7	1	14.3	13	3	2	15.4
	200600152	4061007	EBENENZER NYATHI SENIOR SECONDARY SCHOOL	3	118	30	25.4	101	43	42.6	116	31	35	30.2
	200600160	4061008	EGQILI SENIOR SECONDARY SCHOOL	3	103	69	67.0	109	75	68.8	119	0	91	76.5
	200600190	4061009	ETHEMBENI SENIOR SECONDARY SCHOOL	3	64	37	57.8	73	28	38.4	62	1	24	38.7
	200600291	4061010	IMPUMELELO SENIOR SECONDARY SCHOOL	3	72	54	75.0	81	65	80.2	110	49	30	27.3
	200600308	4061011	JONAS GODUKA SENIOR SECONDARY SCHOOL	2	35	13	37.1	18	14	77.8	49	6	20	40.8
200600985	4061029	LADY GREY ACADEMY	4	69	64	92.8	73	70	95.9	63	0	60	95.2	

District Name	EMIS No	Centre No	Centre Name	Quintile	2013			2014			2015			
					Wrote	Achieved	% Achieved	Wrote	Achieved	% Achieved	Wrote	No Progressed	Achieved	% Achieved
STERKSPRUIT	200600399	4061012	LUVUMELWANO SENIOR SECONDARY SCHOOL	2	85	36	42.4	90	41	45.6	126	50	45	35.7
	200600424	4061013	MALCOMESS SECONDARY SCHOOL	3	88	51	58.0	108	59	54.6	97	1	62	63.9
	200600428	4061014	MALIKHANYE SENIOR SECONDARY SCHOOL	3	54	36	66.7	86	62	72.1	159	51	83	52.2
	200600446	4061030	MASAKHANE SENIOR SECONDARY SCHOOL	2	67	12	17.9	52	23	44.2	64	21	25	39.1
	200600476	4061015	MEHLOMAKHULU SENIOR SECONDARY SCHOOL	2	126	54	42.9	128	69	53.9	145	77	53	36.6
	200600972	4061016	MZOMHLE SENIOR SECONDARY SCHOOL	2	61	32	52.5	51	27	52.9	124	36	36	29.0
	200600589	4061017	NKULULEKO SENIOR SECONDARY SCHOOL	3	56	28	50.0	55	18	32.7	95	29	33	34.7
	200600606	4061018	NOMPUMELELO SENIOR SECONDARY SCHOOL	2	45	19	42.2	61	8	13.1	55	8	4	7.3
	200600638	4061019	NTLALO SENIOR SECONDARY SCHOOL	3	27	14	51.9	18	14	77.8	16	2	13	81.3
	200600649	4061020	NYATHELA SENIOR SECONDARY SCHOOL	2	137	33	24.1	116	37	31.9	144	32	41	28.5
	200600670	4061021	PHAMBILI MZONTSUNDU SENIOR SECONDARY	3	31	14	45.2	41	26	63.4	26	2	11	42.3
	200600708	4061022	REX MDEBUKA SENIOR SECONDARY SCHOOL	3	35	16	45.7	43	15	34.9	62	20	14	22.6
	200601001	4061023	SIMPHIWE KHETHWA SENIOR SECONDARY SCHOOL	3	41	10	24.4	25	10	40.0	45	0	14	31.1
	200600037	4061024	SIVUMELENE SENIOR SECONDARY SCHOOL	1	39	10	25.6	46	20	43.5	29	0	18	62.1
	200600795	4061025	ST TERESA SENIOR SECONDARY SCHOOL	1	118	103	87.3	151	123	81.5	256	20	184	71.9
	200601149	4062026	STERKSPRUIT CHRISTIAN SCHOOL	-	20	20	100.0	30	30	100.0	25	0	24	96.0
	200600801	4061027	STERKSPRUIT SENIOR SECONDARY SCHOOL	3	125	73	58.4	161	89	55.3	286	44	137	47.9
200600849	4061028	TLOKWENG SENIOR SECONDARY SCHOOL	1	233	170	73.0	236	162	68.6	312	3	186	59.6	
UITENHAGE	200100312	4231001	BRANDWAG HIGH SCHOOL	5	163	162	99.4	183	180	98.4	163	1	162	99.4
	200100909	4231002	DANIEL PIERNAAR THS	5	131	121	92.4	150	140	93.3	139	0	134	96.4
	200100238	4231003	GAMBLE STREET SECONDARY SCHOOL	3	116	75	64.7	127	112	88.2	149	19	113	75.8
	200101041	4232037	GLOBAL LEADERSHIP ACADEMY	-	35	35	100.0	37	37	100.0	39	0	39	100.0
	200100291	4231004	HANKEY SENIOR SECONDARY SCHOOL	3	71	35	49.3	87	58	66.7	126	39	50	39.7
	200100162	4231005	HOËRSKOOL DESPATCH	5	147	141	95.9	149	143	96.0	140	0	138	98.6

District Name	EMIS No	Centre No	Centre Name	Quintile	2013			2014			2015			
					Wrote	Achieved	% Achieved	Wrote	Achieved	% Achieved	Wrote	No Progressed	Achieved	% Achieved
UITENHAGE	200100315	4231006	HOËRSKOOL MC LACHLAN	4	23	23	100.0	19	19	100.0	24	0	24	100.0
	200100571	4231007	HOËRSKOOL NICO MALAN	5	180	180	100.0	152	150	98.7	154	0	154	100.0
	200100325	4231008	HUMANSDORP SENIOR SECONDARY SCHOOL	3	264	218	82.6	235	211	89.8	299	45	251	83.9
	200100357	4231009	JOHN WALTON SECONDARY SCHOOL	3	121	55	45.5	85	55	64.7	107	28	58	54.2
	200100390	4231010	KIRKWOOD HIGH SCHOOL	4	33	32	97.0	23	23	100.0	35	2	35	100.0
	200100454	4231011	LIMEKHAYA SECONDARY SCHOOL	3	92	43	46.7	73	42	57.5	52	17	34	65.4
	200100473	4231012	LUNGISO PUBLIC HIGH SCHOOL	3	17	15	88.2	42	35	83.3	69	18	56	81.2
	200100494	4231013	MARY MOUNT RC SECONDARY SCHOOL	5	32	20	62.5	63	46	73.0	59	0	44	74.6
	200100503	4231014	MC CARTHY COMPREHENSIVE SCHOOL	3	65	51	78.5	66	48	72.7	111	42	52	46.8
	200100525	4231016	MOLLY BLACKBURN SENIOR SECONDARY SCHOOL	3	248	151	60.9	253	183	72.3	239	33	159	66.5
	200100529	4231017	MOSES MADIBA SENIOR SECONDARY SCHOOL	3	42	13	31.0	38	12	31.6	56	0	22	39.3
	200100538	4231018	MUIR COLLEGE BOYS HIGH SCHOOL	5	76	68	89.5	74	68	91.9	70	0	68	97.1
	200100572	4231019	NKULULEKO SENIOR SECONDARY SCHOOL	3	173	73	42.2	116	18	15.5	119	39	33	27.7
	200100917	4231020	PATENSIE SECONDARY SCHOOL	3	26	6	23.1	19	3	15.8	34	15	8	23.5
	200100937	4231021	PAUL SAUER HIGH SCHOOL	4	30	29	96.7	28	27	96.4	35	0	35	100.0
	200100627	4231022	PHAPHANI SENIOR SECONDARY SCHOOL	3	68	20	29.4	54	18	33.3	80	20	21	26.3
	200100640	4231036	QHAYIYALETU F.E.T.	3	39	18	46.2	38	19	50.0	61	35	19	31.1
	200100650	4231023	RIEBEEK COLLEGE GIRLS HIGH SCHOOL	5	84	84	100.0	88	87	98.9	88	0	87	98.9
	200100657	4231024	ROCKLANDS INTERMEDIATE SCHOOL	2	20	19	95.0	40	34	85.0	47	18	29	61.7
	200100674	4231025	SAMKELWE SENIOR SECONDARY SCHOOL	3	37	17	45.9	37	13	35.1	22	7	12	54.5
200100680	4231026	SANDISULWAZI HIGH SCHOOL	3	36	13	36.1	13	11	84.6	34	5	14	41.2	
200100702	4231027	SISONKE SENIOR SECONDARY SCHOOL	3	61	28	45.9	69	20	29.0	93	1	21	22.6	
200100713	4231028	SOLOMON MAHLANGU HIGH SCHOOL	3	78	37	47.4	74	54	73.0	89	0	68	76.4	

District Name	EMIS No	Centre No	Centre Name	Quintile	2013			2014			2015			
					Wrote	Achieved	% Achieved	Wrote	Achieved	% Achieved	Wrote	No Progressed	Achieved	% Achieved
UITENHAGE	200100731	4231029	ST COLMCILLE SENIOR SECONDARY SCHOOL	3	42	25	59.5	27	22	81.5	74	29	42	56.8
	200100750	4231030	STRELITZIA HIGH SCHOOL	5	117	105	89.7	129	118	91.5	150	0	133	88.7
	200100772	4231031	THANDUXOLO SENIOR SECONDARY SCHOOL	3	88	19	21.6	37	13	35.1	67	14	15	22.4
	200100788	4231032	TINARA HIGH SCHOOL	3	26	12	46.2	38	11	28.9	32	10	9	28.1
	200100802	4231033	UITENHAGE SENIOR SECONDARY SCHOOL	4	236	174	73.7	184	158	85.9	206	24	179	86.9
	200100810	4231034	V M KWINANA SENIOR SECONDARY SCHOOL	3	55	29	52.7	40	27	67.5	97	14	42	43.3
	200100881	4231035	ZANOLWAZI SENIOR SECONDARY SCHOOL	3	47	16	34.0	72	20	27.8	100	55	27	27.0

Free State



District Name	EMIS No	Centre No	Centre Name	Quintile	2013			2014			2015			
					Wrote	Achieved	% Achieved	Wrote	Achieved	% Achieved	Wrote	No Progressed	Achieved	% Achieved
FEZILE DABI	442506316	3202001	AFRIKAANSE HSKOOL KROONSTAD	5	110	110	100.0	109	106	97.2	105	0	105	100.0
	443611240	3201001	AFRIKAANSE HSKOOL SASOLBURG	5	140	134	95.7	121	114	94.2	117	7	112	95.7
	443011135	3201002	BARNARD MOLOKOANE SS	1	116	105	90.5	95	82	86.3	92	57	88	95.7
	442506237	3202002	BODIBENG SS	2	89	64	71.9	62	54	87.1	63	31	59	93.7
	444611126	3202004	BOIPHILELO SS	1	58	47	81.0	42	38	90.5	87	1	71	81.6
	443011180	3201004	BOITLAMO SS	1	119	103	86.6	94	64	68.1	73	1	55	75.3
	444510328	3201005	BONGANE-LEBOHANG SS	1	60	47	78.3	37	29	78.4	68	15	45	66.2
	442506332	3202005	BRENTPARK CS	3	42	35	83.3	40	34	85.0	58	15	50	86.2
	442506338	3202006	CALCULUS KOLLEGE C/I/S	-	35	30	85.7	30	28	93.3	27	0	26	96.3
	443611168	3201006	CEDAR SS	3	135	81	60.0	147	83	56.5	125	16	97	77.6
	442506199	3202009	DR REGINALD CINGO CSS	3	146	112	76.7	138	118	85.5	175	127	109	62.3
	441610084	3201007	FALESIZWE SS	1	170	137	80.6	127	106	83.5	217	8	138	63.6
	441811277	3202011	HEILBRON CS	5	46	46	100.0	40	40	100.0	27	0	27	100.0
	443611245	3201010	HTS SASOLBURG	5	87	78	89.7	81	75	92.6	100	6	90	90.0
	443611134	3201011	IKETSETSENG CSS	3	103	90	87.4	128	96	75.0	159	12	147	92.5
	442506339	3202013	JSM SETILOANE SS	3	13	12	92.3	17	10	58.8	18	4	15	83.3
	443611280	3201051	KAHOBOTJHA-SAKUBUSHA SS	3	81	74	91.4	76	66	86.8	109	16	77	70.6
	442506078	3202014	KANANELO SS	3	142	111	78.2	116	101	87.1	131	52	129	98.5
	444306340	3202015	KGABARENG TS	1	23	22	95.7	34	29	85.3	53	26	45	84.9
	444306234	3202016	KGOLAGANO SS	1	118	106	89.8	87	87	100.0	132	53	132	100.0
	442506318	3202019	KROONSTAD CSS	5	103	100	97.1	120	116	96.7	113	0	111	98.2
	442411129	3202021	KWAKWATSI SS	2	44	38	86.4	42	34	81.0	45	22	38	84.4
	443611141	3201012	LE NOTSI SS	2	57	45	78.9	76	57	75.0	60	29	29	48.3
	442510187	3202025	MATLWANGTLWANG SS	2	82	78	95.1	74	61	82.4	43	9	41	95.3
	441811178	3201015	METSIMATLE SS	2	40	27	67.5	25	18	72.0	41	12	32	78.0
	441610200	3201016	MFUNDO THUTO SS	2	98	79	80.6	71	61	85.9	136	51	111	81.6
	442506203	3202026	MOTSWELA SS	3	98	71	72.4	76	58	76.3	70	24	57	81.4
	440506229	3202028	NAMPO ASS	1	44	43	97.7	35	34	97.1	51	0	51	100.0
	442506241	3202029	NGWATHE SS	2	62	58	93.5	38	34	89.5	58	29	55	94.8
	443611068	3201018	NKGOPOLENG SS	3	139	123	88.5	163	108	66.3	123	39	118	95.9
	443611181	3201019	NOMSA SS	2	90	72	80.0	131	83	63.4	99	0	89	89.9
	443011241	3201020	PARYS SKOOL SS	5	111	106	95.5	102	97	95.1	105	5	101	96.2
	443611162	3201021	PELE-YA-PELE SS	3	78	63	80.8	92	73	79.3	99	4	70	70.7
	443011028	3201022	PHEHELLANG SS	3	59	45	76.3	58	51	87.9	34	11	34	100.0
442506216	3202032	PHEPHETSO SS	3	116	99	85.3	83	67	80.7	170	58	151	88.8	
441811229	3202034	PHIRITONA SS	3	140	103	73.6	138	116	84.1	142	6	121	85.2	

District Name	EMIS No	Centre No	Centre Name	Quintile	2013			2014			2015			
					Wrote	Achieved	% Achieved	Wrote	Achieved	% Achieved	Wrote	No Progressed	Achieved	% Achieved
FEZILE DABI	441610173	3201023	QALABOTJHA SS	2	62	56	90.3	77	75	97.4	81	41	72	88.9
	443611272	3202036	REBATLA THUTO SS	2	57	50	87.7	34	29	85.3	45	23	42	93.3
	441610193	3201024	REFENG THABO SS	2	32	26	81.3	42	37	88.1	60	0	52	86.7
	444306214	3202037	REHAUHETSWE SS	1	63	46	73.0	64	46	71.9	80	12	53	66.3
	441610088	3201026	RETSHEDISITSWE SS	2	161	146	90.7	76	73	96.1	178	87	149	83.7
	444306320	3202038	SALOMON SENEKAL CS	5	28	28	100.0	23	22	95.7	27	0	27	100.0
	444611171	3202039	SAMUEL SEBEGO PAKI SS	1	79	71	89.9	101	76	75.2	83	8	69	83.1
	441811260	3202040	SANDERSVILLE CS	3							14	0	11	78.6
	442411249	3202041	SAREL CILLIERS CS	3	33	33	100.0	27	26	96.3	37	1	35	94.6
	443611242	3201028	SASOLBURG SS	5	154	153	99.4	157	154	98.1	164	2	161	98.2
	441811147	3202042	SEDIBA-THUTO SS	1	71	54	76.1	79	75	94.9	103	44	97	94.2
	445802149	3202065	ST PETER CLAVER ISS	-	52	46	88.5	58	40	69.0	60	2	52	86.7
	442710262	3202043	STEYNSRUS CS	4	28	28	100.0	46	44	95.7	60	13	59	98.3
	444306138	3202045	THABANG SS	1	67	58	86.6	48	38	79.2	126	33	79	62.7
	442506169	3202046	THAKAMESO CSS	2	56	54	96.4	75	61	81.3	69	6	62	89.9
	441610358	3201029	TSEBO-ULWAZI SS	2	65	48	73.8	58	29	50.0	38	20	35	92.1
	441610264	3201031	TWEELING CS	2	31	31	100.0	44	43	97.7	38	0	38	100.0
	443611170	3201032	VAAL CHRISTIAN CI/S	-	79	77	97.5	58	41	70.7	50	0	44	88.0
	443611244	3201033	VAALPARK ARTICON	5	76	72	94.7	88	78	88.6	68	3	66	97.1
	441610265	3201034	VILLIERS CS	4	11	10	90.9	6	6	100.0	14	1	13	92.9
443011203	3201035	WEIVELD ASS	1	75	73	97.3	62	59	95.2	79	10	79	100.0	
441610266	3201036	WILGERIVIER CS	5	52	52	100.0	46	46	100.0	38	0	37	97.4	
443011173	3201037	YAKHISISWE SS	3	91	65	71.4	62	51	82.3	84	23	78	92.9	
442506335	3202048	ZENITH CI/S	-	53	45	84.9	40	34	85.0	36	3	35	97.2	
LEJWELEPUTSWA	440704214	3182001	AKADEMIA SS	2	103	95	92.2	121	97	80.2	71	36	67	94.4
	440404129	3181001	ARAMELA CS	2	17	14	82.4	29	21	72.4	35	12	29	82.9
	441912034	3182002	BAHALE SS	3	73	59	80.8	173	63	36.4	85	146	68	80.0
	440404216	3181002	BOSHOF CS	3	82	80	97.6	77	72	93.5	87	5	82	94.3
	440506317	3181003	BOTHAVILLE SS	5	47	47	100.0	64	63	98.4	74	1	74	100.0
	440506235	3181004	BOVAAL ACS	1				6	6	100.0	18	0	13	72.2
	440808296	3181005	BULTFONTEIN CS	5	23	23	100.0	17	17	100.0	30	0	30	100.0
	444008294	3182006	CONCORDIA SS	2	61	53	86.9	70	55	78.6	63	12	56	88.9
	440506232	3181006	DIPHETOHO SS	1	63	45	71.4	37	32	86.5	37	26	30	81.1
	444712030	3182086	DUNAMIS CHRISTIAN CI/S	-							10	6	10	100.0
	444712129	3181063	EDMUND RICE CI/S	-	29	26	89.7	26	25	96.2	24	0	24	100.0
	444712056	3182008	ED-U-COLLEGE WELKOM CI/S	-	53	36	67.9	25	19	76.0	20	3	15	75.0
	442908251	3181008	ELDORET SS	3	59	40	67.8	62	44	71.0	59	8	49	83.1
	444712076	3182010	GOUDVELD SS	5	175	174	99.4	155	151	97.4	146	0	145	99.3
	440808282	3181009	HANOVER CFS	1	15	11	73.3	16	6	37.5	33	19	22	66.7
	444412077	3182011	HARMONY SS	5	83	76	91.6	76	72	94.7	99	20	95	96.0

District Name	EMIS No	Centre No	Centre Name	Quintile	2013			2014			2015			
					Wrote	Achieved	% Achieved	Wrote	Achieved	% Achieved	Wrote	No Progressed	Achieved	% Achieved
LEJWELEPUTSWA	441912078	3182013	HENNENMAN SS	5	47	45	95.7	46	45	97.8	54	1	53	98.1
	444412079	3182014	HENTIE CILLIERS HS	5	97	94	96.9	133	128	96.2	109	4	108	99.1
	442008297	3181010	HOOPSTAD CS	5	20	20	100.0	25	25	100.0	22	0	22	100.0
	444712082	3182015	HTS WELKOM	5	93	85	91.4	120	89	74.2	94	14	85	90.4
	444908323	3181011	IPHATELENG SS	1	50	40	80.0	47	34	72.3	51	36	33	64.7
	445008310	3182016	IPOPENG SS	2	55	32	58.2	32	18	56.3	50	18	40	80.0
	444908152	3181012	ITHABELENG SS	1	80	61	76.3	95	79	83.2	124	61	85	68.5
	444908008	3181013	ITOKISETSENG CFS	1	14	11	78.6	10	10	100.0	10	1	9	90.0
	442908321	3181015	JC MOTUMI SS	2	65	54	83.1	89	65	73.0	85	42	61	71.8
	440704040	3181016	KAGISANO CS	2	28	27	96.4	14	12	85.7	27	15	20	74.1
	440404264	3181045	KGHOLOLOSEGO SS	1	37	28	75.7	30	21	70.0	34	19	24	70.6
	441912110	3182017	KHELENG SS	3	122	103	84.4	89	74	83.1	120	126	102	85.0
	442908307	3181019	KUTLOANONG SS	1	148	132	89.2	150	122	81.3	177	30	126	71.2
	442908319	3181020	LA WESI SS	3	54	48	88.9	90	53	58.9	138	76	96	69.6
	444712002	3182018	LEBOGANG SS	3	116	112	96.6	115	93	80.9	127	14	102	80.3
	444712127	3182067	LEKGARIETSE SS	3	80	74	92.5	55	50	90.9	85	18	81	95.3
	444712029	3182019	LENAKENG TS	2	42	34	81.0	61	25	41.0	77	6	63	81.8
	444712040	3182020	LEPHOLA CSS	3	134	89	66.4	152	102	67.1	197	40	176	89.3
	444712044	3182021	LESEDING TS	3	126	122	96.8	144	112	77.8	127	44	120	94.5
	444712114	3182023	LETSETE SS	2	184	147	79.9	186	101	54.3	105	119	69	65.7
	440506227	3181022	MAMELLANG-THUTO SS	1	106	83	78.3	93	82	88.2	123	20	113	91.9
	444412025	3182024	MAMELLO SS	2	138	130	94.2	106	94	88.7	146	12	142	97.3
	444412119	3182025	MAREMATLOU SS	1	170	168	98.8	184	171	92.9	127	26	121	95.3
	444206211	3182026	MATSERIPE SS	1	122	92	75.4	112	78	69.6	106	99	69	65.1
	444412113	3182028	MELODING SS	2	101	95	94.1	76	69	90.8	95	22	79	83.2
	444908243	3181026	MONYAKENG SS	1	31	26	83.9	39	35	89.7	63	27	51	81.0
	440506102	3181028	MOPHATE SS	2	116	112	96.6	89	77	86.5	102	14	94	92.2
	442908234	3181029	MOSALA SS	3	58	44	75.9	89	66	74.2	75	57	52	69.3
	445008150	3182030	NALEDI-YA-BOTJHABELA SS	1	75	64	85.3	40	36	90.0	40	107	39	97.5
	444712052	3182031	NANABOLELA SS	2	76	64	84.2	66	57	86.4	131	77	83	63.4
	440506198	3181031	OZIEL SELELE CSS	1	77	67	87.0	76	62	81.6	75	43	53	70.7
	442908055	3181033	PHEHELLO SS	1	144	122	84.7	81	69	85.2	220	158	178	80.9
	440808312	3181027	RAINBOW SS	1	98	79	80.6	87	60	69.0	157	33	138	87.9
	442908180	3181035	REARABETSWE SS	3	118	92	78.0	138	123	89.1	175	103	120	68.6
444412047	3182035	REATLEHILE SS	3	55	42	76.4	61	44	72.1	61	2	51	83.6	
440704141	3182037	REFIHLETSE CS	2	17	16	94.1	8	7	87.5	44	17	20	45.5	
442008316	3181037	RELEKILE SS	1	59	55	93.2	72	61	84.7	95	22	69	72.6	
440808153	3181038	REPHOLOSITSWE SS	1	62	49	79.0	90	65	72.2	89	48	66	74.2	
444712115	3182075	RHEEDER PARK COMBINED SCHOOL	2	44	34	77.3	48	33	68.8	66	18	48	72.7	
444712080	3182039	RIEBEECKSTAD SS	5	109	105	96.3	81	79	97.5	101	0	93	92.1	

District Name	EMIS No	Centre No	Centre Name	Quintile	2013			2014			2015			
					Wrote	Achieved	% Achieved	Wrote	Achieved	% Achieved	Wrote	No Progressed	Achieved	% Achieved
LEJWELEPUTSWA	444908298	3181039	SANDVELD CS	5	25	25	100.0	29	29	100.0	23	1	22	95.7
	440404259	3181040	SENZILE CS	1	63	51	81.0	63	54	85.7	117	56	85	72.6
	442908239	3181041	SEQHOBONG SS	1	110	95	86.4	73	60	82.2	83	33	66	79.5
	440704219	3182045	STAATSPRES SWART CS	5	39	38	97.4	31	31	100.0	37	0	36	97.3
	444008151	3182046	TAIWE SS	2	54	54	100.0	55	55	100.0	119	6	115	96.6
	444712033	3182047	TETO SS	3	199	171	85.9	175	147	84.0	197	35	151	76.6
	444008299	3182048	THEUNISSEN CS	5	15	15	100.0	18	18	100.0	24	0	19	79.2
	444712020	3182049	THOTAGAUTA SS	3	131	97	74.0	127	104	81.9	84	46	69	82.1
	442008225	3181043	TIKWANE CSS	1	80	73	91.3	52	45	86.5	85	3	55	64.7
	444712081	3182054	UNITAS CSS	5	152	96	63.2	155	117	75.5	171	29	132	77.2
	444712083	3182058	WELKOM HIGH SS	5	183	169	92.3	209	190	90.9	219	9	196	89.5
	444712107	3182059	WELKOM SS	3	44	37	84.1	56	35	62.5	78	62	36	46.2
	444712075	3182060	WELKOM-GIMNASIUM SS	5	152	152	100.0	169	167	98.8	175	12	169	96.6
	442908295	3181046	WESSEL MAREE SS	5	49	49	100.0	42	41	97.6	71	1	70	98.6
445008300	3182061	WINBURG CS	3	40	37	92.5	27	27	100.0	29	7	26	89.7	
MOTHEO	440304273	3171095	ACADEMY OF EXCELLENCE CI/S	-	15	14	93.3	30	26	86.7	25	0	24	96.0
	440304267	3171001	ACCELERATED CHRISTIAN COLLEGE SI/S	-	50	44	88.0	41	36	87.8	38	0	28	73.7
	443907314	3173002	ALBERT MOROKA SS	3	85	85	100.0	102	102	100.0	107	11	107	100.0
	440303261	3171003	ATLEHANG SS	4	132	122	92.4	159	127	79.9	173	6	156	90.2
	440304187	3171089	BAINSVLEI CS	2	26	26	100.0	50	49	98.0	51	0	49	96.1
	443907315	3173003	BARTIMEA SCHOOL FOR THE DEAF AND BLIND	-	11	9	81.8	5	4	80.0	9	0	4	44.4
	444802126	3172039	BLOEMFONTEIN SOUTH HIGH SS	5	81	78	96.3	112	87	77.7	105	17	85	81.0
	440304212	3171004	BLOEMFONTEIN SS	5	125	124	99.2	140	134	95.7	142	1	137	96.5
	440304255	3171008	BREBNER SS	5	198	187	94.4	297	283	95.3	294	1	261	88.8
	440304207	3171055	C EN N H MEISIESKOOL ORANJE	5	134	133	99.3	117	117	100.0	155	0	155	100.0
	440303127	3171009	CALCULUS BLOEMFONTEIN SI/S	-	71	53	74.6	86	77	89.5	66	57	60	90.9
	440303237	3171010	CASTLEBRIDGE CI/S	-	42	25	59.5	29	18	62.1	18	2	13	72.2
	441002116	3171011	CHRISTIAAN DE WET CS	4	48	48	100.0	56	54	96.4	60	1	60	100.0
	440304223	3171012	CHRISTIAN BROTHERS COLLEGE CI/S	-	29	29	100.0	24	24	100.0	26	0	26	100.0
	443907266	3173005	CHRISTIAN LIPHOKO IS	3	52	41	78.8	45	43	95.6	79	44	67	84.8
	440303102	3171013	COMMTECH CSS	3	124	84	67.7	150	123	82.0	132	0	87	65.9
	445802129	3171115	CURRO BLOEMFONTEIN INDEPENDENT SCHOO	-	13	12	92.3	8	8	100.0	26	0	22	84.6
	440304241	3171016	DR BLOK SS	4	91	71	78.0	79	63	79.7	211	0	117	55.5
440303196	3171015	DR VILJOEN CS	5	98	84	85.7	97	88	90.7	72	9	57	79.2	

District Name	EMIS No	Centre No	Centre Name	Quintile	2013			2014			2015			
					Wrote	Achieved	% Achieved	Wrote	Achieved	% Achieved	Wrote	No Progressed	Achieved	% Achieved
MOTHEO	440304210	3171017	EUNICE SS	5	185	185	100.0	177	177	100.0	174	0	174	100.0
	441207293	3173006	EXCELSIOR CS	3	18	15	83.3	23	19	82.6	9	6	8	88.9
	440303188	3171019	FICHARDTPARK SS	5	167	166	99.4	196	196	100.0	192	0	192	100.0
	443907250	3173007	GORONYANE SS	3	70	62	88.6	147	81	55.1	134	144	80	59.7
	440304211	3171021	GREY-KOLLEGE SS	5	233	230	98.7	221	218	98.6	237	1	237	100.0
	440304265	3171022	HEADSTART HIGH SI/S	-	72	59	81.9	68	33	48.5	61	13	51	83.6
	440304183	3171023	HEATHERDALE CSS	5	136	134	98.5	133	128	96.2	139	27	129	92.8
	440303052	3171025	HODISA TS	3	110	97	88.2	80	42	52.5	86	17	41	47.7
	440303194	3171026	HTS LOUIS BOTHA	5	250	234	93.6	224	176	78.6	262	24	225	85.9
	440303032	3171028	IKAELELO SS	3	98	80	81.6	111	86	77.5	146	12	105	71.9
	442607336	3173009	ITOKISETSENG BOKAMOSO SS	2	23	20	87.0	58	41	70.7	60	16	36	60.0
	440303189	3171030	JIM FOUCHE SS	5	200	200	100.0	202	202	100.0	185	0	185	100.0
	440304117	3171031	KAELANG SS	4	143	112	78.3	53	46	86.8	174	56	118	67.8
	440303070	3171033	KAGISHO CSS	4	178	143	80.3	101	80	79.2	179	43	123	68.7
	440602034	3172007	KGAUHO SS	2	147	114	77.6	174	138	79.3	245	63	135	55.1
	440602053	3172008	KGORATHUTO SS	1	180	147	81.7	183	79	43.2	203	89	92	45.3
	440303251	3171110	KOPANONG SENIOR SECONDARY	3	162	158	97.5	142	127	89.4	135	60	124	91.9
	445802156	3171114	KYRIOS INDEPENDENT SCHOOL	-	11	9	81.8	13	11	84.6	21	0	18	85.7
	442607299	3173055	LADYBRAND ACADEMY	-	26	22	84.6	22	17	77.3	23	0	16	69.6
	442607292	3173011	LADYBRAND SS	5	55	55	100.0	63	63	100.0	68	0	68	100.0
	442607063	3173012	LE RENG SS	2	189	160	84.7	161	113	70.2	198	109	134	67.7
	440602046	3172010	LEFIKENG SS	2	154	143	92.9	153	131	85.6	320	249	168	52.5
	440304087	3171038	LEKHULONG SS	4	120	94	78.3	85	66	77.6	114	23	96	84.2
	440602122	3172011	LENYORA LA THUTO CSS	2	209	178	85.2	213	138	64.8	311	184	192	61.7
	440602072	3172012	LERATONG SS	1	234	174	74.4	186	146	78.5	499	169	250	50.1
	440303011	3171039	LEREKO SS	3	129	109	84.5	118	107	90.7	158	15	129	81.6
	444802117	3171042	LOUW WEPENER CS	4	48	36	75.0	40	28	70.0	48	17	38	79.2
	443907249	3173013	MARIASDAL SS	4	62	58	93.5	63	44	69.8	68	7	58	85.3
	440303216	3171045	MARTIE DU PLESSIS HS	-	45	41	91.1	38	31	81.6	36	3	26	72.2
	441002074	3171046	METSIMAPHODI SS	3	95	73	76.8	110	81	73.6	128	70	63	49.2
	440304045	3171048	MOEMEDI SS	4	96	90	93.8	134	102	76.1	155	0	119	76.8
	443907241	3173015	MOROKA SS	1	113	109	96.5	130	112	86.2	187	18	143	76.5
	440602121	3172015	MPATLENG SS	2	102	88	86.3	127	79	62.2	151	72	99	65.6
	440304208	3171052	NAVALSIG CSS	5	216	173	80.1	200	157	78.5	169	1	141	83.4
	440602060	3172017	NTEMOSENG SS	3	47	42	89.4	74	59	79.7	111	27	86	77.5
	440602090	3172018	NTUMEDISENG SS	2	136	89	65.4	111	52	46.8	192	46	91	47.4
440304250	3171056	PETUNIA SS	4	129	109	84.5	119	107	89.9	161	22	150	93.2	
443907267	3173017	PHETOGANE SS	3	121	105	86.8	108	76	70.4	137	93	103	75.2	
440602047	3172020	POPANO SS	1	73	61	83.6	129	57	44.2	129	0	63	48.8	
440304218	3171058	PRESIDENT STEYN CS	5	39	34	87.2	42	41	97.6	29	0	28	96.6	

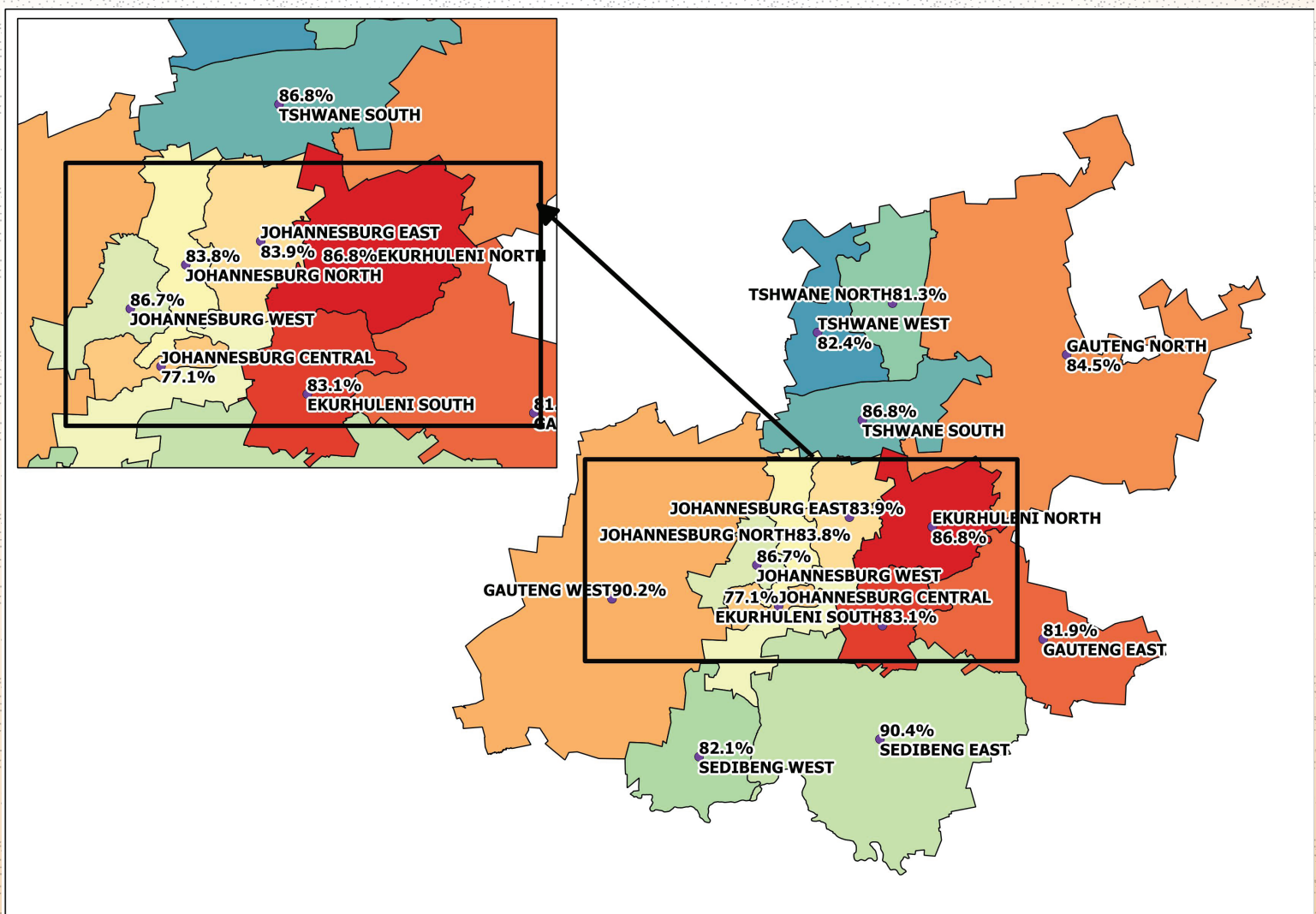
District Name	EMIS No	Centre No	Centre Name	Quintile	2013			2014			2015			
					Wrote	Achieved	% Achieved	Wrote	Achieved	% Achieved	Wrote	No Progressed	Achieved	% Achieved
MOTHEO	444802025	3171059	QIBING SS	1	68	53	77.9	65	50	76.9	68	26	64	94.1
	440602059	3172022	REAMOHETSE SS	1	131	94	71.8	162	101	62.3	326	192	133	40.8
	441207157	3173018	REUTLWAHETSE SS	2	53	43	81.1	69	46	66.7	69	35	54	78.3
	440303217	3171061	ROSENHOF HIGH SCHOOL	-	7	6	85.7	8	8	100.0	10	4	10	100.0
	443907305	3173019	RT MOKGOPA SS	3	124	117	94.4	179	154	86.0	127	93	122	96.1
	440303192	3171062	SAND DU PLESSIS SS	5	109	104	95.4	127	116	91.3	100	2	95	95.0
	443907254	3173020	SEDITI SS	1	60	43	71.7	119	69	58.0	69	25	62	89.9
	440602075	3172025	SEEMAHALE SS	2	239	223	93.3	325	195	60.0	329	149	201	61.1
	442607323	3173021	SEHLABENG SS	3	96	65	67.7	86	62	72.1	114	57	76	66.7
	440304021	3171063	SEHUNELO SS	3	141	128	90.8	128	111	86.7	249	94	209	83.9
	440602076	3172028	SENAKANGWEDI SS	1	95	85	89.5	198	149	75.3	306	115	181	59.2
	440304213	3171065	SENTRAL SS	5	190	188	98.9	187	183	97.9	206	1	204	99.0
	440602083	3172029	SETJHABA-SE-MAKETSE CS	2	108	103	95.4	138	118	85.5	114	26	108	94.7
	440304221	3171066	ST ANDREW'S CS	5	53	53	100.0	60	60	100.0	60	0	60	100.0
	440303187	3171067	ST BERNARDS SS	4	52	51	98.1	54	50	92.6	78	4	61	78.2
	440304222	3171068	ST MICHAEL'S CS	5	49	49	100.0	55	55	100.0	57	0	57	100.0
	443907271	3173023	STRYDOM SS	2	123	104	84.6	98	71	72.4	114	26	92	80.7
	444802125	3171070	THAPELONG SS	1	27	27	100.0	31	31	100.0	26	23	26	100.0
	443907273	3173025	TLOTLANANG CS	4	65	58	89.2	54	49	90.7	55	11	42	76.4
	440304121	3171073	TSOSELETSO SS	4	267	228	85.4	185	171	92.4	274	12	226	82.5
	441207156	3173027	TWEESPRUIT CS	1	25	22	88.0	36	19	52.8	58	23	29	50.0
	441207290	3173028	UNICOM ASS	4	101	89	88.1	121	117	96.7	137	12	123	89.8
	440304043	3171076	VULAMASANGO SS	3	67	63	94.0	69	61	88.4	86	0	62	72.1
0	3171500	WRITING CENTRE	-							7	0	1	14.3	
THABO MOFUTSANYANA	445101260	3193001	BEACON SS	4	74	72	97.3	110	110	100.0	96	10	96	100.0
	440101281	3191046	BETHLEHEM COMBINED SCHOOL	4	38	20	52.6	39	19	48.7	53	10	33	62.3
	440101138	3191002	BETHLEHEM CSS	1	43	35	81.4	56	48	85.7	78	11	70	89.7
	445109063	3193002	BLUEGUMBOSCH SS	3	94	90	95.7	80	68	85.0	105	0	89	84.8
	441407160	3191003	BOITUMELO SS	3	46	44	95.7	80	64	80.0	61	28	56	91.8
	441501085	3191005	BREDA FARM SCHOOL	1	22	9	40.9	19	18	94.7	23	0	23	100.0
	440907307	3191007	CLOCOLAN SS	1	73	71	97.3	116	108	93.1	110	18	105	95.5
	445109057	3193004	CLUBVIEW SS	3	49	44	89.8	56	44	78.6	40	12	39	97.5
	445109005	3193005	DIKWENA SS	1	50	42	84.0	40	30	75.0	55	48	37	67.3
	445101232	3193006	DINARE SS	1	72	62	86.1	43	40	93.0	76	6	60	78.9
	441705198	3192002	DIRKIE UYS CS	4	17	15	88.2	12	12	100.0	6	0	5	83.3
	441701192	3193007	ED-U-COLLEGE QQ SI/S	-	38	38	100.0	29	27	93.1	35	0	35	100.0
	440101290	3191008	EE MONESE CS	2	83	52	62.7	58	52	89.7	86	10	77	89.5
	444510175	3194001	ESIZIBENI SS	1	57	48	84.2	61	49	80.3	107	46	55	51.4
	444510053	3194002	EVUNGWINI SS	2	97	90	92.8	81	79	97.5	150	31	135	90.0
	441407291	3191009	FICKSBURG CSS	4	93	93	100.0	110	108	98.2	133	4	129	97.0

District Name	EMIS No	Centre No	Centre Name	Quintile	2013			2014			2015			
					Wrote	Achieved	% Achieved	Wrote	Achieved	% Achieved	Wrote	No Progressed	Achieved	% Achieved
THABO MOFUTSANYANA	441705197	3192004	HARRISMITH HOËRSKOOL SS	5	97	94	96.9	82	82	100.0	73	4	70	95.9
	441705033	3192005	HARRISMITH SS	1	107	99	92.5	79	73	92.4	128	19	80	62.5
	445105189	3192007	HLAJOANE SS	1	27	21	77.8	18	18	100.0	31	4	28	90.3
	442710128	3194003	IKAHENG ZAKHENI SS	1	125	74	59.2	69	60	87.0	66	62	52	78.8
	444510212	3194006	INTUTHUKO-KATLEHO SS	2	80	72	90.0	97	88	90.7	92	25	76	82.6
	441705051	3192009	IPHONDLE SS	1	82	69	84.1	97	83	85.6	104	51	99	95.2
	441501162	3191014	IPOKELLENG SS	1	87	69	79.3	72	71	98.6	108	28	99	91.7
	443701081	3191015	ITHABISENG SS	1	146	126	86.3	108	106	98.1	145	21	129	89.0
	441705208	3192052	KGETHATSEBO-KHETHULWASI SS	1	73	72	98.6	62	61	98.4	123	0	121	98.4
	445109011	3193008	KGOLATHUTO SS	3	243	233	95.9	178	168	94.4	257	19	232	90.3
	443410186	3194007	KGOTSO-UXOLO SS	2	101	87	86.1	78	74	94.9	126	37	112	88.9
	445101237	3193009	KOALI SS	1	24	23	95.8	42	40	95.2	58	8	48	82.8
	442710359	3194008	KWETLISONG SS	2	43	39	90.7	51	50	98.0	56	13	55	98.2
	443410102	3194009	LEIFO IZIKO SS	2	69	63	91.3	75	70	93.3	64	18	58	90.6
	445101230	3193010	LEKGULO SS	1	99	97	98.0	71	71	100.0	123	28	123	100.0
	441705201	3192011	LERATO UTHANDO CSS	3	149	145	97.3	125	104	83.2	137	49	119	86.9
	442710172	3194010	LERATSWANA SS	1	40	32	80.0	31	26	83.9	35	25	28	80.0
	443701215	3191018	LIBERTAS CFS	1	23	21	91.3	21	21	100.0	42	12	22	52.4
	442710259	3194011	LINDLEY CS	3	40	32	80.0	34	31	91.2	63	3	56	88.9
	445105155	3192012	MAANANKOE SS	1	57	40	70.2	42	19	45.2	74	2	49	66.2
	445109002	3193013	MAKABELANE CSS	2	121	101	83.5	123	88	71.5	159	42	85	53.5
	445101236	3193014	MAKGABANE SS	1	33	28	84.8	25	12	48.0	41	2	19	46.3
	445109001	3193015	MAMPOI SS	1	172	161	93.6	177	169	95.5	160	7	151	94.4
	445105148	3192013	MANTHATISI SS	1	60	58	96.7	73	59	80.8	82	3	65	79.3
	441407062	3191019	MARALLANENG SS	3	84	73	86.9	63	54	85.7	119	13	110	92.4
	442807294	3191020	MARQUARD CS	4	32	30	93.8	31	22	71.0	33	3	27	81.8
	445105154	3192014	MASOPHA SS	1	24	12	50.0	13	13	100.0	18	1	18	100.0
	445105149	3192015	METSI-MATSHO SS	1	32	31	96.9	31	30	96.8	41	15	41	100.0
	441407328	3191022	MJ MOHLAHLI SS	2	50	42	84.0	51	29	56.9	40	14	36	90.0
	445105203	3192016	MMATHABO SS	1	127	116	91.3	90	85	94.4	164	64	139	84.8
	445105150	3192017	MOHALADITWE SS	1	68	66	97.1	46	46	100.0	72	23	72	100.0
	445101234	3193016	MOHATO SS	1	191	147	77.0	89	76	85.4	113	25	102	90.3
445105185	3192018	MOLAPO SS	1	152	106	69.7	82	75	91.5	132	93	126	95.5	
445105151	3192019	MOOKODI SS	1	83	82	98.8	74	71	95.9	93	4	86	92.5	
445109067	3193017	MORENA MOKOPELA SECONDARY SCHOOL	1	64	63	98.4	62	61	98.4	127	13	116	91.3	
440101294	3191023	MORITING WA THUTO SS	2	70	57	81.4	47	45	95.7	68	6	64	94.1	
445109010	3193018	MOTEKA SS	2	109	90	82.6	100	81	81.0	114	59	65	57.0	
441705204	3192020	NEW HORIZON COLLEGE SI/S	-	141	141	100.0	130	130	100.0	112	0	111	99.1	

District Name	EMIS No	Centre No	Centre Name	Quintile	2013			2014			2015			
					Wrote	Achieved	% Achieved	Wrote	Achieved	% Achieved	Wrote	No Progressed	Achieved	% Achieved
THABO MOFUTSANYANA	440101190	3191024	NKARABENG SS	1	62	61	98.4	52	42	80.8	67	38	59	88.1
	445109025	3193019	NKHOBISO SS	1	89	73	82.0	90	65	72.2	66	1	59	89.4
	445101286	3193020	NTHABISENG SS	1	60	59	98.3	68	60	88.2	65	57	61	93.8
	440101171	3191025	NTSU SS	4	226	200	88.5	164	143	87.2	195	29	183	93.8
	443701267	3191026	PAUL ERASMUS SS	4	55	55	100.0	60	60	100.0	53	0	53	100.0
	445105152	3192022	PHOFUNG SS	1	76	63	82.9	85	73	85.9	92	12	72	78.3
	442710101	3194014	PHUKALLA SS	2	94	75	79.8	71	46	64.8	129	7	113	87.6
	445105157	3192023	RANTSANE SS	1	64	64	100.0	54	53	98.1	61	3	61	100.0
	445109003	3193021	REAHOLA SS	3	80	79	98.8	45	45	100.0	59	0	59	100.0
	443410330	3194015	REITZ CS	5	34	34	100.0	30	30	100.0	42	0	42	100.0
	443701186	3191029	REKGOTSOFETSE SS	1	73	60	82.2	40	34	85.0	54	0	53	98.1
	440101270	3191030	RETIEF CS	4	71	70	98.6	95	92	96.8	103	7	99	96.1
	441705106	3192024	SASAMALA SS	3	95	80	84.2	61	61	100.0	95	0	91	95.8
	445101231	3193026	SEKGUTLONG SS	1	119	117	98.3	114	114	100.0	136	32	130	95.6
	445109006	3193027	SELELEKELA SS	3	99	83	83.8	77	57	74.0	77	47	50	64.9
	441705097	3192026	SEOTLONG ASS	3	67	60	89.6	89	80	89.9	88	5	84	95.5
	445105202	3192028	SHAKHANE SS	1	38	30	78.9	20	12	60.0	38	12	26	68.4
	441705034	3192029	SIBONAKALISO CFS	1	19	19	100.0	14	14	100.0	15	3	13	86.7
	441407204	3191031	TAUNG SS	1	32	29	90.6	23	20	87.0	35	3	26	74.3
	440101108	3191032	THABO-THOKOZA SS	3	122	91	74.6	69	67	97.1	135	6	118	87.4
	445109008	3193028	THAHAMESO SS	1	49	33	67.3	36	29	80.6	31	20	28	90.3
	445109004	3193029	THALABODIBA SS	1	138	127	92.0	181	121	66.9	141	66	128	90.8
	445109060	3193080	THIBOLOHA SCHOOL FOR DEAF AND BLIND	-	2	2	100.0	7	7	100.0	6	3	1	16.7
	445109009	3193030	THOKOANA MAKAOA SS	2	62	55	88.7	105	75	71.4	103	27	62	60.2
	440101192	3191035	TISETSANG SS	3	205	186	90.7	193	163	84.5	240	37	220	91.7
	445109029	3193031	TLHORONG SS	1	90	89	98.9	142	109	76.8	101	12	85	84.2
	442807155	3191036	TLOKOLA SS	1	95	82	86.3	82	75	91.5	172	30	135	78.5
	441407159	3191037	TLOTLISONG SS	3	109	100	91.7	165	133	80.6	108	17	100	92.6
	445109027	3193032	TSEBO SS	1	86	82	95.3	83	77	92.8	107	29	100	93.5
	440907087	3191038	TSHEPANG SS	1	63	61	96.8	43	40	93.0	77	6	70	90.9
	445109007	3193035	TSHIBOLLO SS	1	84	75	89.3	52	43	82.7	65	10	51	78.5
	445105156	3192031	TSHOLO SS	1	101	82	81.2	80	51	63.8	45	38	41	91.1
440101268	3191040	VOORTREKKER SS	5	145	145	100.0	150	149	99.3	146	0	146	100.0	
444510260	3194018	VREDE CS	4	20	20	100.0	26	26	100.0	29	0	29	100.0	
440101269	3191041	WITTEBERG SS	5	128	128	100.0	116	116	100.0	124	0	123	99.2	
XHARIEP	443104215	3161001	AJC JOOSTE CS	1	9	9	100.0	6	6	100.0	14	1	13	92.9
	441103107	3161002	ALBERTINA SISULU SS	2	71	49	69.0	46	44	95.7	66	30	40	60.6
	443303110	3161003	BEANG TSE MOLEMO SS	3	21	19	90.5	20	18	90.0	34	17	26	76.5
	442204126	3161004	BOARAMELO CS	1	30	26	86.7	53	25	47.2	35	0	30	85.7
	442304245	3161060	DIAMANTHOOGTE COMBINED SCHOOL	2	49	46	93.9	56	45	80.4	56	34	48	85.7

District Name	EMIS No	Centre No	Centre Name	Quintile	2013			2014			2015			
					Wrote	Achieved	% Achieved	Wrote	Achieved	% Achieved	Wrote	No Progressed	Achieved	% Achieved
XHARIEP	441103197	3161006	EDENBURG CS	1	17	17	100.0	9	6	66.7	7	7	7	100.0
	443303199	3161010	HENDRIK POTGIETER AS	4	18	18	100.0	12	12	100.0	25	4	25	100.0
	442104188	3161011	IKANYEGENG CS	2	29	23	79.3	42	34	81.0	43	11	26	60.5
	443104274	3161012	IPETLENG SS	1	54	32	59.3	64	34	53.1	54	38	38	70.4
	442104209	3161015	JACOBSDAL LANDBOUSKOOOL	5	64	64	100.0	62	62	100.0	68	1	68	100.0
	442304217	3161017	KOFFIEFONTEIN CS	4	18	18	100.0	24	22	91.7	23	7	23	100.0
	445203100	3161019	LERE LA THUTO SS	1	144	133	92.4	217	159	73.3	193	171	102	52.8
	441304247	3161022	LUCKHOFF CS	2	15	11	73.3	12	12	100.0	18	8	14	77.8
	441304220	3161029	OLIEN SS	1	73	54	74.0	77	50	64.9	68	27	50	73.5
	442104263	3161030	PANORAMA CS	2	23	22	95.7	16	15	93.8	32	1	29	90.6
	440203200	3161031	PELLISSIER CS	3	16	16	100.0	14	14	100.0	11	2	11	100.0
	443203190	3161032	PHILIPPOLIS SS	2	39	39	100.0	39	38	97.4	36	0	26	72.2
	444103117	3161054	PT SANDERS COMBINED SCHOOL	2	16	15	93.8	8	7	87.5	20	1	19	95.0
	442304132	3161033	REIKAELETSE SS	2	29	23	79.3	47	26	55.3	35	27	22	62.9
	443803600	3161034	RELEBOHILE SIBULELE CS	2	43	42	97.7	60	50	83.3	43	14	40	93.0
	440203193	3161038	SPRINGFONTEIN SS	2	28	24	85.7	30	27	90.0	29	6	28	96.6
	443503106	3161039	THABO-VUYO SS	2	103	89	86.4	61	55	90.2	98	17	81	82.7
	444103244	3161040	TROMPSBURG SS	3	34	32	94.1	34	24	70.6	41	11	39	95.1
440203105	3161044	WONGALETHU SS	3	55	42	76.4	61	47	77.0	47	59	47	100.0	
445203201	3161046	ZASTRON CS	4	33	33	100.0	24	24	100.0	32	0	32	100.0	

Gauteng



District Name	EMIS No	Centre No	Centre Name	Quintile	2013			2014			2015			
					Wrote	Achieved	% Achieved	Wrote	Achieved	% Achieved	Wrote	No Progressed	Achieved	% Achieved
EKURHULENI NORTH	700400186	8400186	ARMOUR FOUNDATION LEARNING INSTITUTE	-	35	35	100.0	53	53	100.0	58	0	57	98.3
	700310136	8310136	ASHBURY SCHOOL	-	19	18	94.7	22	22	100.0	21	0	21	100.0
	700160184	8160184	BEDFORDVIEW HIGH SCHOOL	5	101	74	73.3	83	69	83.1	100	1	81	81.0
	700310144	8310144	BELVERDERE SKOOL	-				23	23	100.0	37	0	16	43.2
	700312158	8312158	BENONI CHRISTIAN SCHOOL	-	10	7	70.0	7	6	85.7	8	0	5	62.5
	700310904	8310904	BENONI EDUCATIONAL COLLEGE	-	99	94	94.9	89	78	87.6	82	0	69	84.1
	700310151	8310151	BENONI HIGH SCHOOL	5	275	275	100.0	303	303	100.0	273	0	273	100.0
	700312091	8312091	BENONI MUSLIM SCHOOL	-	29	29	100.0	38	36	94.7	34	0	34	100.0
	700400054	8400054	BERTHARRY ENGLISH PRIVATE SCHOOL	-	81	55	67.9	73	38	52.1	54	0	47	87.0
	700260620	8260620	BOITUMELONG SECONDARY SCHOOL	4	139	117	84.2	152	122	80.3	172	52	122	70.9
	700260646	8260646	BOKAMOSO SECONDARY SCHOOL	4	209	184	88.0	161	152	94.4	269	0	230	85.5
	700400251	8400251	CRYSTAL PARK HIGH SCHOOL	4	108	62	57.4	72	63	87.5	82	9	70	85.4
	700400098	8400098	DALPARK LEARNING ACADEMY	-	92	74	80.4	53	36	67.9	76	0	61	80.3
	700160291	8160291	DAWNVIEW HIGH SCHOOL	5	148	139	93.9	106	99	93.4	150	1	126	84.0
	700310995	8310995	DINOTO TECHNICAL SECONDARY	3	151	119	78.8	148	104	70.3	137	0	104	75.9
	700160572	8160572	DOWERGLEN HIGH SCHOOL	5	74	73	98.6	60	56	93.3	88	3	87	98.9
	700312124	8312124	EAST RAND SCHOOL OF ARTS	-	61	51	83.6	54	40	74.1	67	0	60	89.6
	700160390	8160390	EDENGLLEN HIGH SCHOOL	5	263	255	97.0	247	237	96.0	256	0	245	95.7
	700160416	8160416	EDENVALE HIGH SCHOOL	5	230	228	99.1	224	223	99.6	202	0	201	99.5
	700260711	8260711	ELITE SECONDARY COLLEGE	-	44	42	95.5	26	25	96.2	32	4	31	96.9
	700310870	8310870	EPHES MAMKELI SEC SCHOOL	3	198	168	84.8	171	149	87.1	184	6	155	84.2
	700260794	8260794	ESSELEN PARK SPORT SCHOOL OF EXCELLENCE	-	16	14	87.5	14	13	92.9	18	0	18	100.0
	700311050	8311050	ETWATWA SECONDARY SCHOOL	3	179	133	74.3	108	91	84.3	150	0	115	76.7
	700310284	8310284	GEKOMBINEERDE SKOOL NOORDERLIG	5	67	55	82.1	79	70	88.6	73	0	58	79.5

District Name	EMIS No	Centre No	Centre Name	Quintile	2013			2014			2015			
					Wrote	Achieved	% Achieved	Wrote	Achieved	% Achieved	Wrote	No Progressed	Achieved	% Achieved
EKURHULENI NORTH	700400124	8400124	GLOBAL SEC COLLEGE	-	47	44	93.6	50	47	94.0	49	2	44	89.8
	700260109	8260109	HOËRSKOOL BIRCHLEIGH	5	192	178	92.7	213	196	92.0	278	0	249	89.6
	700310318	8310318	HOËRSKOOL BRANDWAG	5	183	180	98.4	181	179	98.9	157	0	154	98.1
	700160598	8160598	HOËRSKOOL GOUDRIF	5	137	132	96.4	121	120	99.2	113	9	110	97.3
	700310326	8310326	HOËRSKOOL HANS MOORE	5	109	105	96.3	123	119	96.7	117	0	115	98.3
	700260117	8260117	HOËRSKOOL JEUGLAND	5	247	242	98.0	217	216	99.5	204	0	194	95.1
	700260125	8260125	HOËRSKOOL KEMPTON PARK	5	268	265	98.9	269	260	96.7	273	0	270	98.9
	700160622	8160622	HOËRSKOOL VRYBURGER	5	130	120	92.3	143	131	91.6	146	0	133	91.1
	700311100	8311100	HULWAZI SECONDARY SCHOOL	3	257	218	84.8	212	178	84.0	258	32	199	77.1
	700260836	8260836	IKUSASA COMPREHENSIVE SCHOOL	3	154	145	94.2	160	129	80.6	210	35	173	82.4
	700260877	8260877	INQAYIZIVELE SECONDARY SCHOOL	4	292	248	84.9	198	176	88.9	214	0	187	87.4
	700260976	8260976	JIYANA SECONDARY SCHOOL	4	193	174	90.2	107	101	94.4	157	5	132	84.1
	700310383	8310383	KATHSTAN COLLEGE	-	19	19	100.0	22	22	100.0	22	0	22	100.0
	700260158	8260158	KEMPTON PANORAMA	-				7	7	100.0	7	0	3	42.9
	700400548	8400548	KING'S HIGHWAY ACADEMY	-							22	0	6	27.3
	700400247	8400247	KINGSWAY SECONDARY SCHOOL	1				139	113	81.3	145	12	91	62.8
	700400510	8400510	LEADERS CHRISTIAN ACADEMY	-				2	2	100.0	3	0	3	100.0
	700311258	8311258	LESIBA SECONDARY SCHOOL	5	178	161	90.4	161	155	96.3	194	18	180	92.8
	700310060	8310060	LIVERPOOL SECONDARY SCHOOL	5	182	171	94.0	177	168	94.9	184	12	166	90.2
	700311290	8311290	MABUYA SECONDARY SCHOOL	3	153	144	94.1	156	146	93.6	176	0	153	86.9
	700261727	8261727	MARANATHA CHRISTIAN	-	42	42	100.0	50	50	100.0	53	0	53	100.0
	700261057	8261057	MASIQHAKAZE SECONDARY SCHOOL	4	204	129	63.2	186	132	71.0	204	28	117	57.4
	700261065	8261065	MASISEBENZE COMPREHENSIVE SCHOOL	4	173	156	90.2	154	141	91.6	221	0	211	95.5
700400224	8400224	NASHVILLE CHRISTIAN COLLEGE	-	20	6	30.0	9	5	55.6	10	1	9	90.0	
700400001	8400001	NEW MILLENNIUM COLLEGE	-	30	26	86.7	28	24	85.7	53	0	39	73.6	

District Name	EMIS No	Centre No	Centre Name	Quintile	2013			2014			2015			
					Wrote	Achieved	% Achieved	Wrote	Achieved	% Achieved	Wrote	No Progressed	Achieved	% Achieved
EKURHULENI NORTH	700260471	8260471	NORKEM PARK HIGH SCHOOL	5	218	196	89.9	217	178	82.0	212	5	188	88.7
	700261677	8261677	OOS-RAND AKADEMIE	-	3	3	100.0	8	8	100.0	5	0	5	100.0
	700400059	8400059	OXFORD COMBINED COLLEGE	-	63	54	85.7	50	24	48.0	54	0	47	87.0
	700312075	8312075	PETIT HIGH SCHOOL	4	153	133	86.9	192	163	84.9	198	14	170	85.9
	700400138	8400138	PHOMOLONG SECONDARY SCHOOL	3	199	192	96.5	244	244	100.0	345	0	329	95.4
	700162339	8160556	PRIMROSE HIGH SCHOOL	5	129	116	89.9	142	129	90.8	147	0	132	89.8
	700260133	8260133	RHODESFIELD TECHNICAL HIGH SCHOOL	5	110	83	75.5	106	87	82.1	166	0	137	82.5
	700260562	8260562	SIR PIERRE VAN RYNEVELD HIGH SCHOOL	5	196	187	95.4	210	194	92.4	203	9	196	96.6
	700261222	8261222	SIZWE SECONDARY SCHOOL	3	96	81	84.4	110	105	95.5	90	8	72	80.0
	700260810	8260810	SPARTAN HIGH SCHOOL	-	77	72	93.5	78	74	94.9	70	0	67	95.7
	700400281	8400281	ST ATHANASIOS ORTHODOX CHRISTIAN SCH	-	29	17	58.6	23	19	82.6	44	0	42	95.5
	700400451	8400451	ST CHRISTOPHER'S ACADEMY	-	23	14	60.9	32	11	34.4	33	0	19	57.6
	700311696	8311696	ST FRANCIS COLLEGE	-	57	57	100.0	42	42	100.0	60	0	60	100.0
	700261172	8261172	SUPERO PRIVATE COMBINED SCHOOL	-	28	28	100.0	38	38	100.0	17	0	16	94.1
	700261305	8261305	TEMBISA SECONDARY SCHOOL	4	291	273	93.8	263	236	89.7	333	26	279	83.8
	700400117	8400117	TEMBISA WEST SECONDARY SCHOOL	4	140	114	81.4	133	95	71.4	93	59	82	88.2
	700261313	8261313	TERSIA KING LEARNING ACADEMY	-	53	52	98.1	80	77	96.3	82	0	72	87.8
	700400301	8400301	THE TRAINING ACADEMY	-	24	21	87.5	16	16	100.0	14	0	14	100.0
	700261362	8261362	THUTO-KE-MAATLA COMPREHENSIVE SCHOOL	4	242	194	80.2	250	191	76.4	241	29	177	73.4
	700400628	8400628	TOTUS TUUS INDEPENDENT SCHOOL	-							2	0	2	100.0
	700400400	8400400	TSWELOPELE SECONDARY SCHOOL	1				78	60	76.9	133	10	106	79.7
	700311613	8311613	UNITY SECONDARY SCHOOL	5	250	244	97.6	191	187	97.9	268	0	255	95.1
	700311738	8311738	WATTVILLE ADULT CENTRE	-							2	0	0	0.0
700310094	8310094	WILLIAM HILLS SECONDARY SCHOOL	5	139	95	68.3	79	77	97.5	104	27	80	76.9	

District Name	EMIS No	Centre No	Centre Name	Quintile	2013			2014			2015			
					Wrote	Achieved	% Achieved	Wrote	Achieved	% Achieved	Wrote	No Progressed	Achieved	% Achieved
EKURHULENI NORTH	700310847	8310847	WILLOWMOORE HIGH SCHOOL	5	173	171	98.8	161	158	98.1	161	0	160	99.4
	700260596	8260596	WINDSOR HOUSE ACADEMY	-	17	17	100.0	24	24	100.0	14	0	14	100.0
	700400514	8400514	WINNIE MANDELA SECONDARY SCHOOL	1							153	9	101	66.0
	700310854	8310854	WORDSWORTH HIGH SCHOOL	5	125	125	100.0	151	151	100.0	130	3	130	100.0
	700261479	8261479	ZITIKENI SECONDARY SCHOOL	3	416	270	64.9	398	267	67.1	264	68	196	74.2
EKURHULENI SOUTH	700160119	8160119	AFRIKAANSE HOËRSKOOL GERMISTON	5	120	110	91.7	99	96	97.0	105	0	102	97.1
	700340406	8340406	ALAFANG SECONDARY SCHOOL	3	178	123	69.1	156	124	79.5	210	28	161	76.7
	700340083	8340083	ALBERTON HIGH SCHOOL	5	206	205	99.5	233	231	99.1	201	0	201	100.0
	700400012	8400012	BALMORAL COLLEGE	-	38	38	100.0	52	49	94.2	42	0	42	100.0
	700160234	8160234	BOKSBURG HIGH SCHOOL	5	311	306	98.4	287	272	94.8	235	0	234	99.6
	700340125	8340125	BRACKEN HIGH SCHOOL	5	223	222	99.6	225	222	98.7	218	0	218	100.0
	700400648	8400648	BRAIN TRUST COLLEGE	-							23	0	5	21.7
	700340463	8340463	BUHLEBUZILE SECONDARY	3	137	108	78.8	189	120	63.5	208	4	133	63.9
	700162032	8162032	CLADELTON INTERNATIONAL COL(S A INTER)	-	36	32	88.9	29	25	86.2	23	0	15	65.2
	700160317	8160317	DINWIDDIE HIGH SCHOOL	5	194	184	94.8	220	195	88.6	227	2	211	93.0
	700340026	8340026	EDENPARK SECONDARY SCHOOL	3	118	112	94.9	149	136	91.3	180	0	136	75.6
	700400542	8400542	EDENRIDGE SECONDARY SCHOOL	2				127	86	67.7	134	7	102	76.1
	700340562	8340562	EKETSANG SECONDARY SCHOOL	4	178	150	84.3	222	181	81.5	180	0	143	79.4
	700161752	8161752	ERASMUS MONARENG SECONDARY SCHOOL	4	243	183	75.3	188	116	61.7	147	1	127	86.4
	700162115	8162115	FALCONS EDUC SCHOOL	-	50	50	100.0	43	39	90.7	55	0	52	94.5
	700161786	8161786	FRANCISCAN MATRIC PROJECT	-	449	371	82.6	422	336	79.6	402	0	358	89.1
	700340604	8340604	FUMANA SECONDARY SCHOOL	3	361	263	72.9	393	282	71.8	359	2	230	64.1
	700160457	8160457	GERMISTON HIGH SCHOOL	5	170	162	95.3	178	161	90.4	184	2	179	97.3
	700400109	8400109	GLENBRACK JUN SEC SCHOOL	5	68	59	86.8	99	74	74.7	102	0	91	89.2

District Name	EMIS No	Centre No	Centre Name	Quintile	2013			2014			2015			
					Wrote	Achieved	% Achieved	Wrote	Achieved	% Achieved	Wrote	No Progressed	Achieved	% Achieved
EKURHULENI SOUTH	700400434	8400434	GRACE TRINITY SCHOOL FOR GIRLS	-				8	8	100.0	13	0	13	100.0
	700161794	8161794	GRACELAND EDUCATION CENTRE	2	134	117	87.3	121	98	81.0	134	7	117	87.3
	700400137	8400137	GREENFIELDS SECONDARY SCHOOL	1	211	161	76.3	262	158	60.3	275	20	145	52.7
	700340182	8340182	HOËRSKOOL ALBERTON	5	149	146	98.0	148	144	97.3	119	1	118	99.2
	700340190	8340190	HOËRSKOOL DINAMIKA	5	172	170	98.8	139	133	95.7	141	5	134	95.0
	700160564	8160564	HOËRSKOOL DR E G JANSEN	5	232	230	99.1	195	193	99.0	248	0	245	98.8
	700160580	8160580	HOËRSKOOL ELSBURG	5	40	38	95.0	40	32	80.0	85	1	75	88.2
	700160549	8160549	HOËRSKOOL ELSPARK	5	134	128	95.5	90	83	92.2	117	0	105	89.7
	700342022	8340166	HOËRSKOOL MARAIS VILJOEN	5	263	259	98.5	270	270	100.0	256	0	253	98.8
	700160606	8160606	HOËRSKOOL OOSTERLIG	5	166	166	100.0	153	152	99.3	141	0	140	99.3
	700160614	8160614	HOËRSKOOL VOORTREKKER	5	158	158	100.0	173	172	99.4	179	0	179	100.0
	700161802	8161802	ILLINGE SECONDARY SCHOOL	3	162	129	79.6	155	115	74.2	191	0	132	69.1
	700400268	8400268	IMPACT INDEPENDENT HIGH SCHOOL	-	12	12	100.0	18	18	100.0	26	0	26	100.0
	700161828	8161828	INSTITUTE STATUS ACRES COMBINED SCH	-	34	30	88.2	38	35	92.1	39	1	38	97.4
	700340711	8340711	KATLEHONG SECONDARY SCHOOL	3	200	155	77.5	195	133	68.2	247	31	158	64.0
	700341594	8341594	KATLEHONG TECHNICAL SENIOR SEC	5	209	160	76.6	134	109	81.3	177	0	151	85.3
	700340802	8340802	KWADUKATHOLE COMPREHENSIVE SCHOOL	3	177	154	87.0	196	166	84.7	182	0	168	92.3
	700340810	8340810	LANDULWAZI COMPREHENSIVE SCHOOL	3	190	138	72.6	193	81	42.0	115	0	65	56.5
	700400227	8400227	LEONDALE SECONDARY SCHOOL	4	127	127	100.0	179	169	94.4	232	0	230	99.1
	700340844	8340844	LETHUKUTHULA SECONDARY SCHOOL	3	180	179	99.4	221	215	97.3	254	0	236	92.9
	700161893	8161893	LETHULWAZI COMPREHENSIVE SCHOOL	3	177	141	79.7	300	171	57.0	135	23	119	88.1
	700161901	8161901	MASITHWALISANE SECONDARY SCHOOL	4	223	171	76.7	276	187	67.8	230	0	174	75.7
	700340984	8340984	MPILISWENI SECONDARY SCHOOL	3	206	138	67.0	201	127	63.2	190	2	146	76.8
700340992	8340992	MPONTSHENG SECONDARY SCHOOL	3	128	88	68.8	130	99	76.2	133	10	103	77.4	

District Name	EMIS No	Centre No	Centre Name	Quintile	2013			2014			2015			
					Wrote	Achieved	% Achieved	Wrote	Achieved	% Achieved	Wrote	No Progressed	Achieved	% Achieved
EKURHULENI SOUTH	700400248	8400401	O R TAMBO SECONDARY SCHOOL	2	79	64	81.0	169	123	72.8	190	0	132	69.5
	700160051	8160051	OOSRAND SECONDARY SCHOOL	4	121	116	95.9	151	135	89.4	140	0	116	82.9
	700340067	8340067	PALMRIDGE SECONDARY SCHOOL	2	178	117	65.7	171	143	83.6	144	5	126	87.5
	700340331	8340331	PARKLANDS HIGH SCHOOL	5	104	63	60.6	109	64	58.7	71	2	59	83.1
	700162156	8162156	PHINEAS XULU SECONDARY SCHOOL	4	191	106	55.5	170	95	55.9	117	16	74	63.2
	700341099	8341099	PHUMLANI SECONDARY SCHOOL	3	210	196	93.3	219	204	93.2	341	4	308	90.3
	700400213	8400213	PHUMULA GARDENS SENIOR SEC SCHOOL	5	236	204	86.4	252	214	84.9	233	2	172	73.8
	700341123	8341123	PONEGO SECONDARY SCHOOL	4	196	179	91.3	196	169	86.2	378	0	275	72.8
	700160069	8160069	REIGER PARK SECONDARY SCHOOL	2	185	152	82.2	137	127	92.7	154	3	143	92.9
	700162016	8162016	RONDEBULT SECONDARY SCHOOL	1	126	117	92.9	97	72	74.2	132	0	117	88.6
	700161398	8161398	SCHOOL OF ACHIEVEMENT/ PRESTASIESKOOL	-	40	39	97.5	58	57	98.3	41	0	41	100.0
	700341255	8341255	SIJABULILE SECONDARY SCHOOL	4	170	118	69.4	144	107	74.3	217	14	136	62.7
	700340323	8340323	SPARROW COMBINED - ALBERTON	-	15	13	86.7	17	17	100.0	13	0	13	100.0
	700161521	8161521	SUNWARD PARK HIGH SCHOOL	5	222	219	98.6	197	191	97.0	244	5	235	96.3
	700341339	8341339	THABO-NTSAKO SEC SCHOOL	3	115	80	69.6	129	86	66.7	147	2	117	79.6
	700341347	8341347	THOKO THABA SECONDARY	3	168	116	69.0	183	95	51.9	115	0	91	79.1
	700341040	8341040	THUTO PELE SEC SCHOOL	4	172	127	73.8	211	131	62.1	216	2	158	73.1
	700162073	8162073	THUTO-LESEDI SECONDARY SCHOOL	4	258	220	85.3	382	255	66.8	347	0	292	84.1
	700341370	8341370	TISETSONG SECONDARY SCHOOL	3	183	147	80.3	197	140	71.1	238	0	192	80.7
	700400535	8400535	VILLA LIZA SECONDARY SCHOOL	5				149	123	82.6	156	1	122	78.2
700162099	8162099	VOSLOORUS COMPREHENSIVE SECONDARY SCHOOL	5	161	131	81.4	169	123	72.8	123	0	96	78.0	
700400139	8400139	WINDMILLPARK SEC SCHOOL	2	167	115	68.9	156	124	79.5	123	4	96	78.0	

District Name	EMIS No	Centre No	Centre Name	Quintile	2013			2014			2015			
					Wrote	Achieved	% Achieved	Wrote	Achieved	% Achieved	Wrote	No Progressed	Achieved	% Achieved
EKURHULENI SOUTH	700341511	8341511	WINILE SECONDARY SCHOOL	2	115	97	84.3	142	116	81.7	137	0	98	71.5
	700400122	8400122	ZONKIZIWE SECONDARY SCHOOL	2	118	98	83.1	170	141	82.9	126	0	118	93.7
GAUTENG EAST	700350025	8350025	ALRAPARK SECONDARY SCHOOL	5	65	59	90.8	85	55	64.7	150	29	109	72.7
	700400398	8400398	AMOS MAPHANGA SECONDARY SCHOOL	1				47	26	55.3	101	8	76	75.2
	700350561	8350561	ASSER MALOKA SECONDARY	1	134	120	89.6	115	95	82.6	167	5	154	92.2
	700310862	8310862	B B MYATAZA (FORMERLY ABEDNIGO MANANA)	3	83	75	90.4	91	79	86.8	127	2	94	74.0
	700400321	8400321	BRAKPAN EDUCATION CENTRE	-	28	22	78.6	33	27	81.8	27	0	23	85.2
	700310201	8310201	BRAKPAN HIGH SCHOOL	5	179	169	94.4	180	158	87.8	214	16	185	86.4
	700310938	8310938	BUHLEBEMFUNDO SECONDARY SCHOOL	2	186	157	84.4	262	191	72.9	230	9	197	85.7
	700311837	8311837	CAIPHUS NYOKA SECONDARY SCHOOL	2	140	96	68.6	116	72	62.1	53	0	49	92.5
	700400217	8400217	DALPARK SECONDARY SCHOOL	2	103	100	97.1	85	85	100.0	158	18	154	97.5
	700310979	8310979	DAVEY SECONDARY SCHOOL	3	66	52	78.8	95	67	70.5	116	19	76	65.5
	700400062	8400062	DIE HEUWEL CHRISTIAN SCHOOL	-	6	6	100.0	4	4	100.0	7	0	7	100.0
	700311001	8311001	DR HARRY GWALA SECONDARY SCHOOL	1	105	88	83.8	157	115	73.2	163	10	124	76.1
	700350058	8350058	DR W K DU PLESSIS-SKOOL	-	28	28	100.0	24	24	100.0	33	1	32	97.0
	700350686	8350686	ESIBONELWESIHLI SECONDARY	3	67	61	91.0	166	121	72.9	259	77	163	62.9
	700350074	8350074	EUREKA HIGH SCHOOL	4	120	100	83.3	118	98	83.1	142	0	90	63.4
	700310029	8310029	GELUKSDAL SECONDARY SCHOOL	4	134	119	88.8	197	144	73.1	148	0	131	88.5
	700311092	8311092	HB NYATHI SECONDARY SCHOOL	3	157	128	81.5	170	138	81.2	169	1	136	80.5
	700310300	8310300	HOËRSKOOL DIE ANKER	5	204	197	96.6	224	217	96.9	267	8	265	99.3
700350116	8350116	HOËRSKOOL HUGENOTE	4	209	206	98.6	196	193	98.5	185	0	182	98.4	
700350124	8350124	HOËRSKOOL JOHAN JURGENS	5	169	167	98.8	136	133	97.8	146	0	144	98.6	
700350132	8350132	HOËRSKOOL JOHN VORSTER	5	116	113	97.4	121	116	95.9	121	0	117	96.7	

District Name	EMIS No	Centre No	Centre Name	Quintile	2013			2014			2015			
					Wrote	Achieved	% Achieved	Wrote	Achieved	% Achieved	Wrote	No Progressed	Achieved	% Achieved
GAUTENG EAST	700310359	8310359	HOËRSKOOL STOFFBERG	5	146	146	100.0	129	129	100.0	104	0	104	100.0
	700359001	8359001	JAMESON GIRLS HIGH SCHOOL	-	47	35	74.5	36	30	83.3	33	0	28	84.8
	700311142	8311142	JE MALEPE SECONDARY SCHOOL	4	180	155	86.1	234	187	79.9	245	0	208	84.9
	700350793	8350793	KENNETH MASEKELA SECONDARY	3	196	177	90.3	185	154	83.2	235	7	182	77.4
	700350843	8350843	LABAN MOTLHABI COMPREHENSIVE SCHOOL	4	98	88	89.8	101	80	79.2	98	10	69	70.4
	700400223	8400223	LANGAVILLE SECONDARY SCHOOL	1	113	108	95.6	103	96	93.2	129	1	122	94.6
	700350850	8350850	LEFA-IFA SECONDARY SCHOOL	4	123	87	70.7	100	74	74.0	111	0	97	87.4
	700400216	8400216	LEKAMOSO SECONDARY SCHOOL	1	75	72	96.0	101	89	88.1	156	18	137	87.8
	700350918	8350918	M O M SEBONI SECONDARY SCHOOL	4	199	173	86.9	186	130	69.9	298	6	204	68.5
	700311324	8311324	MAMELLONG COMPREHENSIVE	4	115	104	90.4	230	142	61.7	203	0	148	72.9
	700310581	8310581	MURIEL BRANDSKOOL	-	20	20	100.0	18	18	100.0	24	0	22	91.7
	700350371	8350371	NIGEL HIGH SCHOOL	5	170	157	92.4	152	148	97.4	170	1	167	98.2
	700350033	8350033	NIGEL SECONDARY SCHOOL	5	48	47	97.9	43	43	100.0	55	0	50	90.9
	700350934	8350934	NIMROD NDEBELE SECONDARY SCHOOL	4	88	75	85.2	157	105	66.9	144	0	98	68.1
	700350959	8350959	NKUMBULO SECONDARY SCHOOL	4	187	120	64.2	200	123	61.5	167	25	123	73.7
	700350397	8350397	OLYMPIA PARK SCHOOL	-	2	2	100.0	23	23	100.0	32	6	12	37.5
	700400249	8400249	PHAKAMANI SECONDARY SCHOOL	3	94	86	91.5	102	86	84.3	146	19	105	71.9
	700311431	8311431	PHANDIMFUNDO SECONDARY SCHOOL	2	205	180	87.8	222	189	85.1	221	0	196	88.7
	700351007	8351007	PHULONG SECONDARY SCHOOL	4	122	111	91.0	130	102	78.5	183	0	167	91.3
	700350447	8350447	PROTEASKOOL / SCHOOL	-	35	35	100.0	26	26	100.0	38	1	38	100.0
	700400152	8400152	QUANTUM SECONDARY SCHOOL	1	96	82	85.4	140	107	76.4	86	1	71	82.6
	700311456	8311456	RESHOGOFADITSWE SECONDARY SCHOOL	1	134	113	84.3	126	97	77.0	222	76	163	73.4
	700311464	8311464	RIVONI SECONDARY SCHOOL	3	148	117	79.1	181	142	78.5	194	18	128	66.0
700350470	8350470	SPRINGS BOYS HIGH SCHOOL	5	124	121	97.6	105	102	97.1	116	0	110	94.8	

District Name	EMIS No	Centre No	Centre Name	Quintile	2013			2014			2015			
					Wrote	Achieved	% Achieved	Wrote	Achieved	% Achieved	Wrote	No Progressed	Achieved	% Achieved
GAUTENG EAST	700350488	8350488	SPRINGS GIRLS HIGH SCHOOL	5	135	135	100.0	138	138	100.0	130	0	129	99.2
	700350504	8350504	SPRINGS MUSLIM SCHOOL	-	19	19	100.0	21	21	100.0	24	0	24	100.0
	700350041	8350041	SPRINGS SECONDARY SCHOOL	5	146	135	92.5	100	94	94.0	142	0	140	98.6
	700350108	8350108	SPRINGS TECHNICAL SCHOOL	4	111	95	85.6	120	69	57.5	84	0	78	92.9
	700400153	8400153	TANDI ELEANOR SIBEKO SCHOOL	3	75	46	61.3	103	69	67.0	162	0	85	52.5
	700311548	8311548	THOLULWAZI SECONDARY SCHOOL	3	157	116	73.9	112	89	79.5	196	0	159	81.1
	700351171	8351171	TLAKULA SECONDARY SCHOOL	3	179	148	82.7	178	136	76.4	196	8	142	72.4
	700311589	8311589	TSAKANE SECONDARY SCHOOL	3	282	253	89.7	164	153	93.3	232	0	201	86.6
	700311852	8311852	VEZUKHONO SECONDARY SCHOOL	1	122	89	73.0	114	88	77.2	141	0	105	74.5
	700351296	8351296	ZIKHETHELE SECONDARY SCHOOL	3	74	62	83.8	73	56	76.7	139	8	100	71.9
	700351304	8351304	ZIMISELE SECONDARY SCHOOL	3	136	117	86.0	123	106	86.2	119	38	98	82.4
GAUTENG NORTH	700400183	8400183	ABBOTTS COLLEGE SILVER LAKES	-	120	118	98.3	129	129	100.0	101	0	100	99.0
	700211334	8211334	CHIPA-TABANE SECONDARY SCHOOL	2	164	140	85.4	183	152	83.1	217	1	167	77.0
	700210062	8210062	CULTURA HIGH SCHOOL	4	89	77	86.5	139	105	75.5	132	9	112	84.8
	700211359	8211359	DAN KUTUMELA SEC SCHOOL	2	189	152	80.4	233	190	81.5	220	12	168	76.4
	700211599	8211599	DOXA DEO EDENDALE INDEP SCHOOL	-	63	62	98.4	82	74	90.2	80	0	78	97.5
	700920186	8920186	EKANGALA SECONDARY SCHOOL	4	270	262	97.0	233	227	97.4	285	27	266	93.3
	700210096	8210096	GEKOMBINEERDE SKOOL CULLINAN	5	81	80	98.8	79	77	97.5	83	0	81	97.6
	700210179	8210179	HOËRSKOOL ERASMUS	5	156	155	99.4	141	138	97.9	119	0	118	99.2
	700221291	8221291	LESEDI SECONDARY SCHOOL	2	60	48	80.0	51	40	78.4	60	1	55	91.7
	700920538	8920538	LINGITJHUDU SECONDARY SCHOOL	2	108	81	75.0	110	103	93.6	174	0	144	82.8
	700921692	8921692	MAHLENGA SECONDARY SCHOOL	1	34	25	73.5	39	24	61.5	44	1	35	79.5
	700400155	8400155	MPUMELELO SECONDARY SCHOOL	2	91	85	93.4	92	86	93.5	137	15	110	80.3
	700921428	8921428	SITJHEJIWE SECONDARY SCHOOL	2	63	41	65.1	54	39	72.2	65	0	60	92.3

District Name	EMIS No	Centre No	Centre Name	Quintile	2013			2014			2015			
					Wrote	Achieved	% Achieved	Wrote	Achieved	% Achieved	Wrote	No Progressed	Achieved	% Achieved
GAUTENG NORTH	700212001	8212001	STAR OF HOPE SCHOOL	-	55	44	80.0	49	40	81.6	68	0	62	91.2
	700400414	8400414	STEVE BIKOVILLE SEC SCHOOL	1				73	48	65.8	128	2	79	61.7
	700922475	8922475	STRAUSS SECONDARU SCHOOL	2	133	113	85.0	101	86	85.1	130	0	112	86.2
	700211789	8211789	WOZANIBONE INTERM SCHOOL	1	28	24	85.7	47	32	68.1	60	0	32	53.3
	700400516	8400516	ZITHOBENI SECONDARY SCHOOL	1							26	0	21	80.8
GAUTENG WEST	700270595	8270595	AB PHOKOMPE SECONDARY SCHOOL	4	172	159	92.4	158	128	81.0	156	7	127	81.4
	700250027	8250027	AHMED TIMOL SECONDARY	5	175	165	94.3	155	149	96.1	174	2	173	99.4
	700252346	8252346	AZAADVILLE MUSLIM SCHOOL	-	31	31	100.0	37	37	100.0	40	0	40	100.0
	700270603	8270603	BADIRILE SECONDARY SCHOOL	4	168	153	91.1	129	121	93.8	186	0	156	83.9
	700270041	8270041	CARLETON JONES HIGH SCHOOL	5	141	140	99.3	115	114	99.1	127	8	127	100.0
	700930376	8930376	FOCHVILLE SECONDARY SCHOOL	4	135	132	97.8	102	101	99.0	140	3	137	97.9
	700270306	8270306	GLENHARVIE COMBINED SCHOOL	5				31	28	90.3	43	0	43	100.0
	700250183	8250183	HOER TEGNIESE SKOOL N DIEDERICHS	5	62	59	95.2	102	92	90.2	77	8	77	100.0
	700250191	8250191	HOËRSKOOL BASTION	5	146	142	97.3	150	150	100.0	126	0	126	100.0
	700250209	8250209	HOËRSKOOL BEKKER	4	119	119	100.0	132	127	96.2	115	0	112	97.4
	700270090	8270090	HOËRSKOOL CARLETONVILLE	5	115	115	100.0	125	123	98.4	150	0	149	99.3
	700250241	8250241	HOËRSKOOL JAN DE KLERK	5	114	102	89.5	112	104	92.9	144	4	137	95.1
	700270116	8270116	HOËRSKOOL JAN VILJOEN	4	148	147	99.3	103	101	98.1	128	0	128	100.0
	700250258	8250258	HOËRSKOOL MONUMENT	5	275	275	100.0	276	276	100.0	273	0	273	100.0
	700250266	8250266	HOËRSKOOL NOORDHEUWEL	5	290	290	100.0	252	252	100.0	281	0	281	100.0
	700270124	8270124	HOËRSKOOL RIEBEECKRAND	5	157	156	99.4	180	179	99.4	172	1	171	99.4
	700270132	8270132	HOËRSKOOL WESTONARIA	5	143	141	98.6	163	161	98.8	134	2	131	97.8
	700270140	8270140	HOËRSKOOL WONDERFONTEIN	5	66	58	87.9	79	68	86.1	99	9	87	87.9
	700934269	8934269	IMFUNDO SECONDARY SCHOOL	3	83	60	72.3	67	60	89.6	88	45	68	77.3
	700400047	8400047	ITHUTENG SEC SCHOOL	1	71	55	77.5	70	58	82.9	128	23	88	68.8

District Name	EMIS No	Centre No	Centre Name	Quintile	2013			2014			2015			
					Wrote	Achieved	% Achieved	Wrote	Achieved	% Achieved	Wrote	No Progressed	Achieved	% Achieved
GAUTENG WEST	700251504	8251504	KAGISO SECONDARY SCHOOL	4	128	71	55.5	69	60	87.0	59	0	58	98.3
	700270819	8270819	KGOTHALANG SECONDARY SCHOOL	1	183	144	78.7	124	109	87.9	125	7	110	88.0
	700250563	8250563	KRUGERSDORP HIGH SCHOOL	5	266	261	98.1	250	248	99.2	262	1	258	98.5
	700270850	8270850	LETSATSING SECONDARY SCHOOL	3	130	125	96.2	139	127	91.4	160	16	142	88.8
	700252867	8252867	LODIRILE SEC SCHOOL	2	142	133	93.7	167	159	95.2	221	0	201	91.0
	700400202	8400202	LUKHANYO HIGH SCHOOL	2				64	61	95.3	71	10	52	73.2
	700252452	8251181	MADIBA SECONDARY SCHOOL	3	326	243	74.5	141	133	94.3	214	0	187	87.4
	700251611	8251611	MAGALIESBURG STATE SCHOOL	3	129	109	84.5	105	90	85.7	136	23	108	79.4
	700252262	8252262	MANDISA SHICEKA SECONDARY SCHOOL	5	149	145	97.3	226	224	99.1	252	0	248	98.4
	700251678	8251678	MATLA COMBINED SCHOOL	2	32	31	96.9	54	47	87.0	36	1	34	94.4
	700251736	8251736	MOSUPATSELA SECONDARY SCHOOL	4	173	155	89.6	208	159	76.4	315	9	304	96.5
	700270991	8270991	PHAHAMA SECONDARY SCHOOL	3	251	213	84.9	174	153	87.9	162	9	146	90.1
	700270488	8270488	RANDFONTEIN HIGH SCHOOL	5	170	170	100.0	175	175	100.0	185	12	185	100.0
	700270025	8270025	RANDFONTEIN SECONDARY SCHOOL	3	110	88	80.0	100	79	79.0	85	18	69	81.2
	700400365	8400365	RANDVIEW COLLEGE	-	8	8	100.0	7	7	100.0	15	0	15	100.0
	700271528	8271528	RELEBOGILE SEC SCHOOL	3	115	97	84.3	112	80	71.4	176	62	118	67.0
	700400524	8400524	RIETVALLEI EXT 5 SECONDARY SCHOOL	2							39	0	39	100.0
	700251835	8251835	SCHAUMBURG COMBINED SCHOOL	1	44	43	97.7	31	27	87.1	41	0	39	95.1
	700251892	8251892	SG MAFAESA SECONDARY SCHOOL	4	139	125	89.9	112	95	84.8	137	1	134	97.8
	700400120	8400120	SIMUNYE SEC SCHOOL	1	115	83	72.2	82	77	93.9	99	6	97	98.0
	700271502	8271502	T M LETLHAKE SEC SCHOOL	1	128	108	84.4	132	113	85.6	147	0	121	82.3
	700400222	8400222	THATHULWAZI WR HIGH SCHOOL	2	103	101	98.1	127	114	89.8	156	0	136	87.2
	700932124	8932124	THUTO KITSO COMP	3	106	102	96.2	114	106	93.0	237	30	169	71.3
	700251991	8251991	THUTO LEFA SECONDARY SCHOOL	3	166	146	88.0	136	114	83.8	234	20	169	72.2
	700270934	8270934	THUTO LEHAKWE SEC SCHOOL	3	134	115	85.8	99	97	98.0	282	17	222	78.7

District Name	EMIS No	Centre No	Centre Name	Quintile	2013			2014			2015			
					Wrote	Achieved	% Achieved	Wrote	Achieved	% Achieved	Wrote	No Progressed	Achieved	% Achieved
GAUTENG WEST	700400203	8400203	THUTO PELE SECONDARY SCHOOL	1	79	78	98.7	78	78	100.0	77	0	77	100.0
	700251124	8251124	TOWNVIEW HIGH SCHOOL	5	136	111	81.6	118	110	93.2	133	2	124	93.2
	700271148	8271148	TSWASONGU SECONDARY SCHOOL	3	134	106	79.1	146	127	87.0	186	2	136	73.1
	700400508	8400508	UNI HIGH WEST RAND	-							21	0	18	85.7
	700932332	8932332	WEDELA TECHNICAL HIGH SCHOOL	3	126	93	73.8	76	73	96.1	125	7	116	92.8
JOHANNESBURG CENTRAL	700400408	8400408	ABBOTTS COLLEGE JOHANNESBURG SOUTH	-	89	82	92.1	94	86	91.5	70	0	69	98.6
	700133652	8133652	ADELAIDE TAMBO (J C MERKIN WHITE CITY	-	21	13	61.9	15	12	80.0	26	0	15	57.7
	700121210	8121210	ALTMONT TECHNICAL HIGH SCHOOL	1	129	122	94.6	145	134	92.4	237	1	188	79.3
	700110536	8110536	AURORA COMPREHENSIVE SCHOOL	3	149	139	93.3	161	143	88.8	266	34	197	74.1
	700121236	8121236	BHUKULANI SECONDARY SCHOOL	3	192	175	91.1	182	164	90.1	239	0	191	79.9
	700132043	8132043	DALIWONGA SECONDARY SCHOOL	4	114	107	93.9	135	133	98.5	111	0	109	98.2
	700132746	8132746	DR BEYERS NAUDE SECONDARY SCHOOL	4	91	69	75.8	66	59	89.4	60	0	44	73.3
	700110601	8110601	DR BW VILAKAZI SECONDARY SCHOOL	3	150	143	95.3	190	134	70.5	260	52	153	58.8
	700120030	8120030	ELDOMAINE HIGH SCHOOL	4	108	79	73.1	164	108	65.9	105	92	89	84.8
	700120097	8120097	ELDORADO PARK SECONDARY SCHOOL	4	259	223	86.1	177	167	94.4	213	24	177	83.1
	700110643	8110643	EMNDENI SECONDARY SCHOOL	3	129	103	79.8	116	82	70.7	167	0	97	58.1
	700120501	8120501	FOREST HIGH SCHOOL	5	198	157	79.3	184	160	87.0	170	0	129	75.9
	700120550	8120550	HOËRSKOOL DIE FAKKEL	5	151	110	72.8	174	144	82.8	186	10	153	82.3
	700120576	8120576	HOËRSKOOL PRESIDENT	5	177	176	99.4	179	173	96.6	213	23	207	97.2
	700121392	8121392	IBHONGO SECONDARY SCHOOL	2	99	77	77.8	142	109	76.8	142	11	113	79.6
	700400174	8400174	ITHEMBA INSTITUTE OF TECHNOLOGY	-	20	19	95.0	27	23	85.2	40	0	35	87.5
	700121442	8121442	JABULANI TECHNICAL SECONDARY SCHOOL	4	72	64	88.9	121	82	67.8	112	0	69	61.6
	700400107	8400107	KENNILWORTH SECONDARY SCHOOL	5							72	0	72	100.0
	700120188	8120188	KLIPSPRUIT-WES SECONDARY SCHOOL	4	97	51	52.6	102	58	56.9	107	14	56	52.3

District Name	EMIS No	Centre No	Centre Name	Quintile	2013			2014			2015			
					Wrote	Achieved	% Achieved	Wrote	Achieved	% Achieved	Wrote	No Progressed	Achieved	% Achieved
JOHANNESBURG CENTRAL	700120204	8120204	KLIPTOWN SECONDARY SCHOOL	4	202	180	89.1	183	158	86.3	224	66	164	73.2
	700110510	8110510	KWADEDANGENDLALE SECONDARY SCHOOL	3	95	83	87.4	182	169	92.9	200	0	172	86.0
	700120212	8120212	LANCEA VALE SECONDARY SCHOOL	4	140	122	87.1	143	131	91.6	296	40	228	77.0
	700110874	8110874	LAVELA SECONDARY SCHOOL	3	176	142	80.7	137	107	78.1	163	25	109	66.9
	700110155	8110155	LENASIA SECONDARY SCHOOL	5	182	166	91.2	198	187	94.4	200	16	187	93.5
	700110890	8110890	LENZ PUBLIC SCHOOL	4	117	106	90.6	100	85	85.0	160	1	126	78.8
	700121491	8121491	LETARE SECONDARY SCHOOL	3	94	81	86.2	71	63	88.7	95	0	87	91.6
	700132431	8132431	LOBONE SECONDARY SCHOOL	3	17	7	41.2	39	22	56.4	38	22	20	52.6
	700121525	8121525	MAFORI MPHAPHELE COMPREHENSIVE SCHOOL	3	94	78	83.0	123	88	71.5	133	0	122	91.7
	700110999	8110999	MAPETLA HIGH SCHOOL	3	179	100	55.9	144	108	75.0	127	6	111	87.4
	700110247	8110247	MH JOOSUB TECHNICAL SECONDARY SCHOOL	4	185	161	87.0	199	174	87.4	230	29	158	68.7
	700120253	8120253	MISSOURILAAN SECONDARY SCHOOL	4	114	82	71.9	177	46	26.0	241	1	56	23.2
	700132498	8132498	MNCUBE SECONDARY SCHOOL	3	70	45	64.3	68	55	80.9	68	0	54	79.4
	700121574	8121574	MOLETSANE SECONDARY SCHOOL	4	157	137	87.3	148	111	75.0	142	19	109	76.8
	700120840	8120840	MONDEOR HIGH SCHOOL	5	317	312	98.4	303	291	96.0	318	0	300	94.3
	700132571	8132571	MORRIS ISAACSON SECONDARY SCHOOL	3	208	181	87.0	325	233	71.7	281	108	175	62.3
	700111112	8111112	NALEDI SECONDARY SCHOOL	4	44	36	81.8	51	47	92.2	99	2	82	82.8
	700111120	8111120	NGHUNGHUNYANI COMPREHENSIVE	3	95	63	66.3	135	63	46.7	90	0	73	81.1
	700110262	8110262	NIRVANA SECONDARY SCHOOL	5	167	157	94.0	203	186	91.6	158	0	136	86.1
	700111666	8111666	NUR-UL-ISLAM SCHOOL	-	15	14	93.3	15	14	93.3	16	0	16	100.0
	700121665	8121665	PACE SECONDARY PRIVATE SCHOOL	-	79	77	97.5	148	145	98.0	126	0	120	95.2
	700121681	8121681	PHAFOGANG SECONDARY SCHOOL	4	90	81	90.0	131	102	77.9	102	48	71	69.6
	700400244	8400244	PROTEA GLEN SECONDARY SCHOOL	5	124	102	82.3	156	146	93.6	253	1	206	81.4
	700111195	8111195	PRUDENS SECONDARY SCHOOL	3	58	41	70.7	57	36	63.2	45	0	20	44.4

District Name	EMIS No	Centre No	Centre Name	Quintile	2013			2014			2015			
					Wrote	Achieved	% Achieved	Wrote	Achieved	% Achieved	Wrote	No Progressed	Achieved	% Achieved
JOHANNESBURG CENTRAL	700111203	8111203	REASOMA SEC SCHOOL	5	191	168	88.0	281	229	81.5	249	25	149	59.8
	700111237	8111237	SEANA MARENA SECONDARY SCHOOL	3	160	135	84.4	110	101	91.8	175	13	140	80.0
	700111252	8111252	SEKANONTOANE SECONDARY SCHOOL	4	77	69	89.6	84	73	86.9	129	16	109	84.5
	700111260	8111260	SENAOANE SECONDARY SCHOOL	4	177	151	85.3	265	183	69.1	253	1	167	66.0
	700111682	8111682	SHREE BHARAT SHARDA MANDIR IND SCHO	-	61	61	100.0	64	64	100.0	44	42	44	100.0
	700120303	8120303	SILVER OAKS SECONDARY SCHOOL	4	139	92	66.2	199	130	65.3	259	10	158	61.0
	700121061	8121061	SIR JOHN ADAMSON HIGH SCHOOL	5	283	271	95.8	259	252	97.3	231	0	221	95.7
	700133033	8133033	ST MATTHEWS PRIVATE SECONDARY SCHOOL	-	127	127	100.0	122	122	100.0	122	0	122	100.0
	700111328	8111328	TETELO SECONDARY SCHOOL	5	171	166	97.1	110	100	90.9	144	0	125	86.8
	700111344	8111344	THABO SECONDARY SCHOOL	4	71	53	74.6	91	76	83.5	154	0	130	84.4
	700111377	8111377	THOMAS MOFOLO SECONDARY SCHOOL	4	193	163	84.5	154	140	90.9	169	0	155	91.7
	700110320	8110320	TOPAZ SECONDARY SCHOOL	5	169	100	59.2	138	93	67.4	171	39	87	50.9
	700110338	8110338	TRINITY SECONDARY SCHOOL	5	158	130	82.3	186	145	78.0	157	12	141	89.8
	700111450	8111450	VUWANI SECONDARY SCHOOL	3	181	165	91.2	234	184	78.6	167	12	155	92.8
	700120386	8120386	WILLOW CRESCENT SECONDARY SCHOOL	4	95	77	81.1	158	116	73.4	170	22	119	70.0
JOHANNESBURG EAST	700400442	8400442	AFRICA INTERNATIONAL PRIVATE SCHOOL	-	25	11	44.0	11	9	81.8	10	0	5	50.0
	700152439	8152439	ALEXANDRA ADULT CENTRE REPEATER	-							1	2	1	100.0
	700152009	8152009	ALEXANDRA SECONDARY SCHOOL	2	179	157	87.7	228	190	83.3	138	3	123	89.1
	700150011	8150011	ALLANRIDGE SECONDARY SCHOOL	2	156	104	66.7	175	114	65.1	230	5	160	69.6
	700130104	8130104	ATHLONE BOYS HIGH SCHOOL	5	66	61	92.4	76	74	97.4	105	16	93	88.6
	700130112	8130112	ATHLONE GIRLS HIGH SCHOOL	5	146	142	97.3	139	132	95.0	131	1	125	95.4
	700130153	8130153	BARNATO PARK HIGH SCHOOL	5	126	105	83.3	121	105	86.8	150	0	115	76.7
	700130187	8130187	BETH JACOBS GIRLS HIGH SCHOOL	-	14	14	100.0	8	8	100.0	10	0	10	100.0
	700133538	8133538	BEYHAN COLLEGE	-	23	23	100.0	30	12	40.0	23	0	22	95.7

District Name	EMIS No	Centre No	Centre Name	Quintile	2013			2014			2015			
					Wrote	Achieved	% Achieved	Wrote	Achieved	% Achieved	Wrote	No Progressed	Achieved	% Achieved
JOHANNESBURG EAST	700133694	8133694	BLUE HILLS COLLEGE	-	107	106	99.1	98	95	96.9	93	0	93	100.0
	700150201	8150201	BRYANSTON HIGH SCHOOL	5	186	184	98.9	155	148	95.5	170	0	170	100.0
	700400168	8400168	CEDARWOOD SCHOOL	-				9	9	100.0	7	0	7	100.0
	700131995	8131995	CENTURION COLLEGE	-	36	30	83.3	44	37	84.1	36	0	27	75.0
	700130203	8130203	CONVENT OF THE HOLY FAMILY	-	68	67	98.5	62	61	98.4	54	0	54	100.0
	700152786	8152786	CRAWFORD COLLEGE SANDTON	-	140	140	100.0	135	135	100.0	141	0	141	100.0
	700152778	8152778	CRAWFORD SCHOOLS LONEHILL	-	141	141	100.0	129	129	100.0	136	0	135	99.3
	700400540	8400540	DENVER SECONDARY SCHOOL	5	121	74	61.2	113	55	48.7	63	0	40	63.5
	700152090	8152090	EAST BANK HIGH SCHOOL	5	144	125	86.8	257	178	69.3	136	27	104	76.5
	700400328	8400328	EASTRIDGE CHRISTIAN SCHOOL	-				12	7	58.3	15	3	8	53.3
	700133843	8133843	EDEN COLLEGE	-	61	57	93.4	56	54	96.4	62	0	61	98.4
	700260760	8260760	EQUINISWENI SECONDARY SCHOOL	2	248	238	96.0	314	279	88.9	350	2	313	89.4
	700130401	8130401	GRANTLEY COLLEGE	-	27	25	92.6	28	28	100.0	28	0	28	100.0
	700400370	8400370	HAMBANI COLLEGE	-	17	9	52.9	15	14	93.3	18	0	13	72.2
	700130484	8130484	HIGHLANDS NORTH BOYS HIGH SCHOOL	5	109	81	74.3	99	73	73.7	101	0	84	83.2
	700400292	8400292	HOPE FOUNTAIN COMBINED SCHOOL	-	23	18	78.3	29	21	72.4	32	0	30	93.8
	700400009	8400009	IVORY PARK SECONDARY SCHOOL	2	371	328	88.4	364	265	72.8	303	30	191	63.0
	700400407	8400407	IVY ACADEMY	-	10	7	70.0	16	13	81.3	15	0	15	100.0
	700400182	8400182	IZENZO KUNGEMAZWI COM COLLEGE	-	34	31	91.2	43	37	86.0	44	0	40	90.9
	700400402	8400402	J B MATABANE SECONDARY SCHOOL	1				56	50	89.3	194	1	159	82.0
	700130641	8130641	JEPPE GIRLS HIGH SCHOOL	5	180	180	100.0	151	151	100.0	169	0	169	100.0
	700130633	8130633	JEPPE HIGH SCHOOL FOR BOYS	5	165	162	98.2	169	168	99.4	191	1	188	98.4
	700130302	8130302	JULES HIGH SCHOOL	4	119	105	88.2	122	101	82.8	105	17	91	86.7
	700400347	8400347	KAALFONTEIN SECONDARY SCHOOL	2	88	70	79.5	223	188	84.3	175	0	144	82.3
	700130070	8130070	KENSINGTON SECONDARY SCHOOL	5	133	98	73.7	144	95	66.0	135	5	104	77.0
	700130765	8130765	KING EDWARD VII SCHOOL	5	212	208	98.1	204	204	100.0	201	0	200	99.5
700152207	8152207	KWABHEKILANGA SECONDARY SCHOOL	3	84	82	97.6	119	112	94.1	198	46	180	90.9	

District Name	EMIS No	Centre No	Centre Name	Quintile	2013			2014			2015			
					Wrote	Achieved	% Achieved	Wrote	Achieved	% Achieved	Wrote	No Progressed	Achieved	% Achieved
JOHANNESBURG EAST	700400310	8400310	LEAP SCIENCE AND MATHS SCH D9	-	27	23	85.2	72	68	94.4	36	0	35	97.2
	700132415	8132415	LIBERTY COMMUNITY SCHOOL	-	95	91	95.8	90	85	94.4	57	4	57	100.0
	700130864	8130864	MALVERN HIGH SCHOOL	4	80	71	88.8	143	114	79.7	122	4	97	79.5
	700400150	8400150	MAPHUTHA SECONDARY SCHOOL	3	214	178	83.2	177	147	83.1	337	48	262	77.7
	700150029	8150029	MARLBORO GARDENS SECONDARY SCHOOL	5	55	54	98.2	87	83	95.4	64	14	64	100.0
	700130880	8130880	MARYVALE COLLEGE	-	37	37	100.0	47	47	100.0	54	0	54	100.0
	704150987	8150987	MIDRAND HIGH SCHOOL	5	205	200	97.6	180	177	98.3	186	2	177	95.2
	700152264	8152264	MINERVA SECONDARY SCHOOL	2	152	127	83.6	351	226	64.4	221	0	147	66.5
	700132621	8132621	NEWGATE COLLEGE	-	47	45	95.7	37	36	97.3	35	0	34	97.1
	700400549	8400549	NIZAMIYE COMBINED SCHOOL	-							12	0	12	100.0
	700400362	8400362	NOORDWYK SECONDARY SCHOOL	5				69	46	66.7	123	15	81	65.9
	700151050	8151050	NORTHVIEW HIGH SCHOOL	5	183	154	84.2	148	119	80.4	159	4	125	78.6
	700131128	8131128	PARKTOWN BOYS HIGH SCHOOL	4	149	149	100.0	135	133	98.5	139	0	139	100.0
	700400128	8400128	PONELOPELE ORACLE SECONDARY SCHOOL	3	126	107	84.9	124	114	91.9	232	0	199	85.8
	700131326	8131326	QUEENS HIGH SCHOOL	5	244	214	87.7	247	209	84.6	227	1	202	89.0
	700131342	8131342	RAND TUTORIAL COLLEGE	-	61	59	96.7	72	64	88.9	59	0	58	98.3
	700152314	8152314	REALOGILE SECONDARY SCHOOL	2	178	125	70.2	166	98	59.0	275	4	178	64.7
	700151498	8151498	SANDOWN HIGH SCHOOL	5	74	68	91.9	94	82	87.2	101	4	92	91.1
	700131441	8131441	SANDRINGHAM HIGH SCHOOL	5	210	189	90.0	142	131	92.3	196	5	168	85.7
	700150318	8150318	SANDTONVIEW	5	101	93	92.1	94	81	86.2	106	0	93	87.7
	700400453	8400453	SEDCO HIGH SCHOOL	-	26	10	38.5	20	8	40.0	18	0	10	55.6
	700131482	8131482	SHAREI TORAH	-	3	3	100.0	9	9	100.0	10	0	10	100.0
	700131490	8131490	SHEIKH ANTA DIOP COLLEGE	-	53	48	90.6	30	28	93.3	50	0	39	78.0
	700132951	8132951	SIR ISAAC NEWTON HIGH SCHOOL	-	8	8	100.0	7	6	85.7	9	0	9	100.0
	700132985	8132985	ST ENDAS EDUCATION SECONDARY SCHOOL	4	87	79	90.8	80	74	92.5	89	0	84	94.4
	700400375	8400375	SUMMAT ALEXANDRA COLLEGE	-							5	0	4	80.0
	700133058	8133058	SUPREME EDUCATIONAL COLLEGE	-	44	34	77.3	34	33	97.1	28	5	27	96.4

District Name	EMIS No	Centre No	Centre Name	Quintile	2013			2014			2015			
					Wrote	Achieved	% Achieved	Wrote	Achieved	% Achieved	Wrote	No Progressed	Achieved	% Achieved
JOHANNESBURG EAST	700131672	8131672	THE TORAH ACADEMY PRIMARY AND HIGH SCHOO	-	16	16	100.0	18	18	100.0	19	0	19	100.0
	700400115	8400115	TBOSELETSO YA AFRICA SEC SCHOOL	3	216	183	84.7	236	171	72.5	265	22	148	55.8
	700261420	8261420	UMQHELE SECONDARY SCHOOL	2	210	175	83.3	301	230	76.4	266	8	170	63.9
	700133223	8133223	UNITED CHURCH PREPARATORY SCHOOL	-	39	39	100.0	30	30	100.0	34	2	34	100.0
	700152512	8152512	UNITED SISTERHOOD MITZVAH	-	39	39	100.0	38	34	89.5	38	0	37	97.4
	700151910	8151910	WAVERLEY GIRLS HIGH SCHOOL	5	167	153	91.6	196	182	92.9	196	7	179	91.3
	700151928	8151928	WENDYWOOD HIGH SCHOOL	5	128	127	99.2	142	135	95.1	127	1	121	95.3
	700134031	8134031	WITS TUTORIAL COLLEGE	-	35	27	77.1	43	41	95.3	48	4	30	62.5
JOHANNESBURG NORTH	700400173	8400173	ABBOTTS COLLEGE NORTHCLIFF	-	88	88	100.0	92	92	100.0	96	0	96	100.0
	700141531	8141531	AL-AZHAR INSTITUTE	-	15	12	80.0	20	18	90.0	16	0	14	87.5
	700400395	8400395	AMAZING GRACE PRIVATE SCH (NIZAMIYE)	-	12	9	75.0	17	11	64.7	26	0	14	53.8
	700400391	8400391	BLUE EAGLE HIGH SCHOOL (SUNRISE SEC)	1				39	31	79.5	140	17	114	81.4
	700131961	8131961	BONA COMPREHENSIVE SCHOOL	3	111	85	76.6	193	125	64.8	183	28	130	71.0
	700140426	8140426	BOPASENATLA SECONDARY SCHOOL	3	56	41	73.2	73	45	61.6	86	6	67	77.9
	700131979	8131979	BOPHELO-IMPILO PRIVATE SCHOOL	-	38	26	68.4	28	19	67.9	29	1	26	89.7
	700141523	8141523	BOSMONT MUSLIM SCHOOL	-	25	24	96.0	21	21	100.0	12	0	12	100.0
	700400032	8400032	BRANDCLIFF HOUSE PRIVATE SCHOOL	-	29	29	100.0	31	31	100.0	44	0	41	93.2
	700140038	8140038	CHRIS J BOTHA SECONDARY SCHOOL	5	101	76	75.2	123	88	71.5	184	25	120	65.2
	700140053	8140053	CORONATIONVILLE SECONDARY SCHOOL	4	91	66	72.5	121	79	65.3	118	1	83	70.3
	700400210	8400210	COSMO CITY SEC 2 (DIEPSLOOT SEC)	1	189	134	70.9	218	183	83.9	194	0	153	78.9
	700400180	8400180	COSMO CITY SEC SCHOOL	1	211	179	84.8	193	136	70.5	220	0	170	77.3
	700152859	8152859	DAMELIN COLLEGE RANDBURG EXAM CENTRE	-	32	31	96.9	45	42	93.3	21	0	20	95.2
	700150391	8150391	DELTA PARK SCHOOL (LSEN)	-	37	36	97.3	34	32	94.1	24	0	23	95.8

District Name	EMIS No	Centre No	Centre Name	Quintile	2013			2014			2015			
					Wrote	Achieved	% Achieved	Wrote	Achieved	% Achieved	Wrote	No Progressed	Achieved	% Achieved
JOHANNESBURG NORTH	700140434	8140434	DIEPDALE SECONDARY SCHOOL	3	89	78	87.6	154	119	77.3	111	0	90	81.1
	700400010	8400010	DIEPSLOOT COMBINED SCHOOL	1	90	89	98.9	68	59	86.8	101	0	86	85.1
	700400424	8400424	DIEPSLOOT SECONDARY NO 2 (CHRYSALIS)	1	38	22	57.9	64	35	54.7	56	0	53	94.6
	700400149	8400149	DIEPSLOOT WEST SEC (COSMO CITY)	1							107	7	70	65.4
	700121301	8121301	EMSHUKANTAMBO SEC SCHOOL	3	135	108	80.0	153	129	84.3	206	0	151	73.3
	700150441	8150441	FERNDALE HIGH SCHOOL	5	96	90	93.8	112	102	91.1	97	2	91	93.8
	700140517	8140517	FIDELITAS COMPREHENSIVE SCHOOL	3	162	143	88.3	132	114	86.4	226	27	188	83.2
	700140525	8140525	FONS LUMINIS SEC SCHOOL	3	187	166	88.8	152	131	86.2	197	24	171	86.8
	700150466	8150466	FOURWAYS HIGH SCHOOL	5	212	212	100.0	219	217	99.1	201	0	200	99.5
	700130427	8130427	GREENSIDE HIGH SCHOOL	5	184	183	99.5	158	157	99.4	157	0	157	100.0
	700152694	8152694	HEARTWOOD IND SCHOOL	-	18	14	77.8	21	10	47.6	16	0	6	37.5
	700130559	8130559	HOER TEGNIESE SKOOL LANGLAAGTE	5	139	110	79.1	137	87	63.5	119	0	92	77.3
	700150623	8150623	HOËRSKOOL LINDEN	5	119	119	100.0	138	138	100.0	144	0	144	100.0
	700150631	8150631	HOËRSKOOL RANDBURG	5	140	137	97.9	128	128	100.0	127	2	127	100.0
	700140186	8140186	HOËRSKOOL VORENTOE	5	193	185	95.9	161	154	95.7	170	0	166	97.6
	700130534	8130534	HOPE SCHOOL/SKOOL	-	21	14	66.7	31	16	51.6	16	2	12	75.0
	700140566	8140566	IMMACULATA SECONDARY SCHOOL	-	115	110	95.7	104	94	90.4	94	0	89	94.7
	700400620	8400620	ISLAMIYA GIRLS INTITUTE	-							11	0	11	100.0
	700152181	8152181	ITIRELE-ZENZELE COMPREHENSIVE SCHOOL	1	167	134	80.2	164	138	84.1	157	14	113	72.0
	700130062	8130062	JOHANNESBURG SECONDARY SCHOOL	5	143	107	74.8	164	134	81.7	182	9	130	71.4
700152223	8152223	KWENA MOLAPO COMPREHENSIVE SCHOOL	1	78	76	97.4	163	156	95.7	130	0	116	89.2	
700400667	8400667	LEAP SCIENCE AND MATHS SCH D10	-							50	0	47	94.0	

District Name	EMIS No	Centre No	Centre Name	Quintile	2013			2014			2015			
					Wrote	Achieved	% Achieved	Wrote	Achieved	% Achieved	Wrote	No Progressed	Achieved	% Achieved
JOHANNESBURG NORTH	700132449	8132449	LOFENTSE COMPREHENSIVE SCHOOL	3	114	108	94.7	154	132	85.7	165	0	116	70.3
	700140756	8140756	MADIBANE COMPREHENSIVE SCHOOL	2	45	30	66.7	58	37	63.8	46	1	43	93.5
	700130971	8130971	MCAULEY HOUSE SCHOOL	-	53	53	100.0	58	58	100.0	63	0	63	100.0
	700121608	8121608	MUSI COMPREHENSIVE	5	111	70	63.1	93	68	73.1	103	0	85	82.5
	700140848	8140848	NAMEDI SECONDARY SCHOOL	2	119	95	79.8	93	85	91.4	97	0	82	84.5
	700133348	8133348	NEW NATION SCHOOL	-	40	30	75.0	62	37	59.7	56	6	30	53.6
	700140087	8140087	NOORDGESIG SEC SCHOOL	4	111	94	84.7	158	133	84.2	107	11	92	86.0
	700140285	8140285	NORTHCLIFF HIGH SCHOOL	5	271	271	100.0	267	266	99.6	252	1	252	100.0
	700132670	8132670	ORLANDO SECONDARY SCHOOL	3	190	141	74.2	181	132	72.9	189	5	118	62.4
	700131136	8131136	PARKTOWN GIRLS HIGH SCHOOL	5	197	196	99.5	214	214	100.0	228	0	228	100.0
	700121715	8121715	PROGRESS COMPREHENSIVE SCHOOL	3	245	149	60.8	145	112	77.2	174	17	120	69.0
	700140095	8140095	R W FICK SECONDARY SCHOOL	5	73	58	79.5	80	66	82.5	129	48	82	63.6
	700152851	8152851	RABASOTHO COMBINED SCHOOL	-	17	17	100.0	18	18	100.0	22	1	22	100.0
	700133976	8159000	RADLEY COLLEGE	-	42	41	97.6	29	26	89.7	23	0	23	100.0
	700151241	8151241	RAND PARK HIGH SCHOOL	5	280	278	99.3	270	270	100.0	286	0	283	99.0
	700140111	8140111	RIVERLEA SEC SCHOOL	2	97	68	70.1	84	62	73.8	126	1	99	78.6
	700131367	8131367	ROOSEVELT HIGH SCHOOL	5	123	122	99.2	112	110	98.2	121	1	120	99.2
	700400136	8400136	SAMA HIGH SCHOOL	-	32	32	100.0	32	32	100.0	30	0	30	100.0
	700152348	8152348	SEKOLO SA BOROKGO	-	51	51	100.0	48	48	100.0	38	0	36	94.7
	700132902	8132902	SELELEKELA SEC SCHOOL	3	224	192	85.7	172	147	85.5	251	6	215	85.7
700152363	8152363	ST ANSGARS COMBINED SCHOOL	1	90	76	84.4	99	73	73.7	128	7	101	78.9	
700140368	8140368	ST BARNABAS COLLEGE	-	78	77	98.7	78	76	97.4	73	0	70	95.9	
700400517	8400417	SUNRISE SECONDARY SCHOOL	-				37	23	62.2	106	1	70	66.0	

District Name	EMIS No	Centre No	Centre Name	Quintile	2013			2014			2015			
					Wrote	Achieved	% Achieved	Wrote	Achieved	% Achieved	Wrote	No Progressed	Achieved	% Achieved
JOHANNESBURG NORTH	700133074	8133074	TASK ACADEMY SCHOOL	-	32	20	62.5	31	22	71.0	22	0	12	54.5
	700121798	8121798	THABA-JABULA SECONDARY SCHOOL	3	123	102	82.9	142	132	93.0	246	0	178	72.4
	700132811	8132811	UJ METROPOLITAN ACADEMY	5	88	88	100.0	89	89	100.0	95	0	95	100.0
	700140137	8140137	WESTBURY SECONDARY SCHOOL	4	148	126	85.1	169	147	87.0	166	0	151	91.0
	700400026	8400026	WILLOWRIDGE PRIVATE SCHOOL	-							4	0	4	100.0
JOHANNESBURG SOUTH	700400334	8400334	ACADEMY BUSINESS SCHOOL	-				31	22	71.0	53	0	24	45.3
	700400507	8400507	AFRIMAT COLLEGE	-				26	19	73.1	8	0	7	87.5
	700131839	8131839	AFRO-KOMBS COLLEGE	-	39	35	89.7	37	36	97.3	55	0	54	98.2
	700330696	8330696	AHA-THUTO SECONDARY SCHOOL	2	195	133	68.2	151	112	74.2	135	16	103	76.3
	700400028	8111906	AL-AQSA SCHOOL	-	98	98	100.0	104	104	100.0	97	0	97	100.0
	700110072	8110072	AZARA SECONDARY SCHOOL	5	124	111	89.5	102	91	89.2	189	83	130	68.8
	700131920	8131920	BASA TUTORIAL INSTITUTE	-	109	107	98.2	101	100	99.0	131	0	129	98.5
	700110015	8110015	DALEVIEW SEC SCHOOL	2	104	93	89.4	85	70	82.4	52	0	52	100.0
	700400635	8400635	DELCOM TRAINING INSTITUTE	-							4	0	0	0.0
	700120568	8120568	DIVERSITY HIGH SCHOOL	4	110	102	92.7	123	112	91.1	154	1	120	77.9
	700132100	8132100	DUNCTONWOOD PROGRESSIVE SCHOOL	-							16	0	15	93.8
	700400371	8400371	EBENEZER MARANATHA INSTITUTE	-	32	22	68.8	28	21	75.0	31	0	21	67.7
	700132126	8132126	EDUCATION ALIVE SCHOOL	-	96	95	99.0	112	111	99.1	101	0	97	96.0
	700111823	8111823	ELETHU THEMBA SCHOOL	2	51	44	86.3	65	51	78.5	39	5	32	82.1
	700110023	8110023	ENNERDALE SEC SCHOOL	5	74	56	75.7	95	80	84.2	138	1	89	64.5
	700400265	8400265	FALCON PRIVATE SCHOOL	-				6	2	33.3	12	0	10	83.3
	700400394	8400394	FINETOWN SECONDARY SCHOOL	1							61	0	54	88.5
	700111500	8111500	FRED NORMAN SEC SCHOOL	5	258	226	87.6	315	247	78.4	243	11	217	89.3
	700132241	8132241	FREEDOM COMMUNITY COLLEGE	-	136	124	91.2	108	102	94.4	101	15	96	95.0
	700400378	8400378	GAUTENG CAMPUS	-	33	26	78.8	12	8	66.7	22	0	19	86.4
700111922	8111922	GIBSON PILLAY LEARNING ACAD	-	32	32	100.0	25	25	100.0	24	0	24	100.0	

District Name	EMIS No	Centre No	Centre Name	Quintile	2013			2014			2015			
					Wrote	Achieved	% Achieved	Wrote	Achieved	% Achieved	Wrote	No Progressed	Achieved	% Achieved
JOHANNESBURG SOUTH	700110403	8110403	GLENVISTA HIGH SCHOOL	5	249	246	98.8	270	266	98.5	254	1	252	99.2
	700400313	8400313	GREENLANE COLLEGE	-	23	18	78.3	25	22	88.0	33	0	26	78.8
	700122309	8122309	HORIZON INTERNATIONAL HIGH SCHOOL	-	28	28	100.0	30	30	100.0	50	0	50	100.0
	700330753	8330753	ISIKHUMBUZO HIGH SCHOOL	-	55	47	85.5	49	46	93.9	23	0	23	100.0
	700400055	8400055	ITHUBA-LETHU SEC SCHOOL	-	116	101	87.1	86	76	88.4	86	0	84	97.7
	700331611	8331611	JABULILE SECONDARY SCHOOL	2	212	182	85.8	203	181	89.2	212	2	198	93.4
	700400293	8400293	JEPPE EDUCATION CENTRE (ELOFF STR)	-	28	21	75.0	40	39	97.5	72	0	70	97.2
	700133769	8133769	JOHANNESBURG MUSLIM SCHOOL	-	71	69	97.2	70	70	100.0	88	0	88	100.0
	700122234	8122234	JOHANNESBURG POLYTECH INSTITUTE	-	107	106	99.1	67	67	100.0	97	0	93	95.9
	700130708	8130708	JOHN ORR TECHNICAL HIGH SCHOOL	4	98	77	78.6	94	83	88.3	106	0	91	85.8
	700330894	8330894	JOHWETO COMBINED SCHOOL	-	8	8	100.0	9	9	100.0	11	0	11	100.0
	700133918	8133918	JORDAO COLLEGE	-	30	30	100.0	22	22	100.0	22	0	20	90.9
	700400353	8400353	JW ALL SAINTS SCHOOL	-	15	15	100.0	3	3	100.0	10	0	10	100.0
	700400429	8400429	LAWLEY THUTO LEFA SECONDARY SCHOOL	1				53	50	94.3	101	0	74	73.3
	700111583	8111583	LENASIA MUSLIM SCHOOL	-	92	92	100.0	108	107	99.1	89	0	89	100.0
	700110213	8110213	LENASIA SOUTH SECONDARY SCHOOL	5	245	190	77.6	199	140	70.4	195	0	150	76.9
	700330969	8330969	LESHATA SECONDARY SCHOOL	2	185	171	92.4	176	173	98.3	176	2	174	98.9
	700400455	8400455	LUNEM LEARNING CENTRE	-	15	3	20.0	23	9	39.1	4	6	0	0.0
	700132464	8132464	MAHLASEDI HIGH SCHOOL	-	62	62	100.0	60	60	100.0	42	0	42	100.0
	700331884	8331884	MASIBAMBANE COLLEGE	-	23	23	100.0	40	40	100.0	41	0	41	100.0
	700400350	8400350	MBOWA ACADEMY	-	30	21	70.0	32	19	59.4	19	0	9	47.4
	700134007	8134007	METROPOLITAN COLLEGE	-	35	35	100.0	29	16	55.2	24	0	19	79.2
	700111658	8111658	MOSES MAREN MISSION TECHNICAL SECONDARY	2	90	76	84.4	73	66	90.4	99	0	77	77.8
700331950	8331950	MPHETHI MAHLATSI SEC SCHOOL	2	249	210	84.3	184	175	95.1	213	5	197	92.5	

District Name	EMIS No	Centre No	Centre Name	Quintile	2013			2014			2015			
					Wrote	Achieved	% Achieved	Wrote	Achieved	% Achieved	Wrote	No Progressed	Achieved	% Achieved
JOHANNESBURG SOUTH	700131037	8131037	NATIONAL SCHOOL OF THE ARTS	5	102	102	100.0	101	100	99.0	83	0	83	100.0
	700400454	8400454	NATIONWIDE SCHOOL FOR ACADEMIC EXCEL	-	35	21	60.0	49	42	85.7	35	0	34	97.1
	700132613	8132613	NEW MODEL PRIVATE COLLEGE	-	71	71	100.0	73	72	98.6	71	0	71	100.0
	700111815	8111815	OAKDALE SEC SCHOOL	5	105	73	69.5	148	115	77.7	168	63	112	66.7
	700132720	8132720	PHOENIX COLLEGE OF JOHANNESBURG	-	68	68	100.0	51	50	98.0	79	1	79	100.0
	700400336	8400336	PRIDE LEARNING ACADEMY	-	17	17	100.0	21	21	100.0	11	0	11	100.0
	700132753	8132753	PROVIDENCE ACADEMY	-	120	114	95.0	71	70	98.6	63	4	60	95.2
	700400235	8400235	QALABOTJHA SECONDARY SCHOOL	-	118	84	71.2	102	72	70.6	118	0	100	84.7
	700331181	8331181	QOQA SECONDARY SCHOOL	2	84	51	60.7	79	71	89.9	100	1	77	77.0
	700131334	8131334	RAND MEISIESKOOL/ GIRLS SCHOOL	4	173	169	97.7	199	194	97.5	176	3	172	97.7
	700331215	8331215	RAPHELA SECONDARY SCHOOL	2	131	126	96.2	140	133	95.0	140	3	131	93.6
	700400438	8400438	ROSTEC TECHNICAL FET COLLEGE-MARKET	-				22	7	31.8	8	1	7	87.5
	700331546	8331546	SAKHISIZWE SEC SCHOOL	1	93	53	57.0	116	67	57.8	116	1	99	85.3
	700331660	8331660	SIYAPHAMBILI SECONDARY SCHOOL	-	37	34	91.9	29	29	100.0	43	0	42	97.7
	700110197	8110197	SOUTHVIEW HIGH SCHOOL	4	375	265	70.7	243	214	88.1	214	0	203	94.9
	700400629	8400629	SUCCESS-KATLEGO ACADEMY	-							6	0	5	83.3
	700400377	8400377	SUMMAT - MARKET STR	-				6	6	100.0	9	0	9	100.0
	700331405	8331405	THAMSANQA SECONDARY SCHOOL	2	154	110	71.4	145	124	85.5	169	45	124	73.4
	700122184	8111343	THE AFRICA HOUSE COLLEGE	-	21	21	100.0	22	21	95.5	17	2	17	100.0
	700121137	8121137	THE HILL HIGH SCHOOL	5	220	200	90.9	177	161	91.0	206	10	174	84.5
	700331645	8331645	THETHA SECONDARY SCHOOL	1	98	80	81.6	94	88	93.6	142	0	128	90.1
	700331876	8331876	THULA MNTWANA COMB SCHOOL	-	12	10	83.3	25	23	92.0	19	0	17	89.5
	700321554	8321554	THUSA-SETJHABA SEC SCHOOL	2	91	84	92.3	115	113	98.3	101	0	100	99.0
700400522	8400522	TSHEPO YA RONA SECONDARY SCHOOL	2							25	6	23	92.0	
700133249	8133249	VECTOR COLLEGE	-	65	63	96.9	68	64	94.1	76	0	76	100.0	

District Name	EMIS No	Centre No	Centre Name	Quintile	2013			2014			2015			
					Wrote	Achieved	% Achieved	Wrote	Achieved	% Achieved	Wrote	No Progressed	Achieved	% Achieved
JOHANNESBURG SOUTH	700400483	8400483	VICTORY TRAINING COLLEGE	-							27	0	15	55.6
	700331504	8331504	VULANINDLELA SECONDARY	2	63	59	93.7	80	78	97.5	82	5	79	96.3
	700331976	8331976	VUTOMI HIGH SCHOOL	-	75	18	24.0	33	17	51.5	30	0	26	86.7
	700400452	8400452	WATERSHED TECHNICAL SCHOOL	-							10	3	4	40.0
	700400302	8400302	WATERSRAND HIGH SCHOOL	-	19	14	73.7	23	22	95.7	12	0	10	83.3
	700400460	8400460	WAVELENGTH HIGH SCHOOL	-				26	7	26.9	10	0	4	40.0
	700400274	8400274	WHITESTONE COLLEGE	-	27	16	59.3	20	13	65.0	21	1	19	90.5
	700110767	8110767	WILLOWMEAD SEC SCHOOL	4	209	178	85.2	207	184	88.9	171	0	145	84.8
	700400682	8888025	WISDOM AND KNOWLEDGE COLLEGE	-							10	0	7	70.0
	700111526	8111526	ZAKARIYAH PARK SECONDARY SCHOOL	5	133	111	83.5	121	104	86.0	123	15	88	71.5
JOHANNESBURG WEST	700252189	8252189	ALLEN GLEN HIGH SCHOOL	5	243	233	95.9	266	251	94.4	207	8	197	95.2
	700131862	8131862	ANCHOR COMPREHENSIVE	3	74	72	97.3	81	67	82.7	120	8	97	80.8
	700400311	8400311	BRIDGEWAY CHRISTIAN SCHOOL	-	6	6	100.0	8	8	100.0	9	0	9	100.0
	700400287	8400287	EAGLE HOUSE LEARNING CENTRE	-	31	31	100.0	32	30	93.8	24	0	24	100.0
	700132167	8132167	EMADWALENI SECONDARY SCHOOL	3	67	58	86.6	74	66	89.2	51	5	45	88.2
	700250142	8250142	FLORIDA PARK HIGH SCHOOL	5	272	253	93.0	283	272	96.1	264	1	259	98.1
	700251405	8251405	FORTE SECONDARY SCHOOL	4	262	239	91.2	156	145	92.9	251	0	222	88.4
	700251413	8251413	GEORGE KHOSA SECONDARY SCHOOL	4	145	115	79.3	157	123	78.3	188	0	131	69.7
	700252768	8252768	GRACE CHRISTIAN SCHOOL	-	3	3	100.0	10	9	90.0	7	0	7	100.0
	700250217	8250217	HOËRSKOOL DIE ADELAAR	5	179	168	93.9	141	132	93.6	188	2	176	93.6
	700250225	8250225	HOËRSKOOL DIE BURGER	5	144	122	84.7	131	96	73.3	154	3	130	84.4
	700250233	8250233	HOËRSKOOL FLORIDA	5	293	290	99.0	312	307	98.4	264	0	263	99.6
	700250274	8250274	HOËRSKOOL ROODEPOORT	5	123	119	96.7	78	74	94.9	93	6	87	93.5
	700400221	8400221	IKUSASALETHU SEC SCHOOL	1	99	73	73.7	110	97	88.2	150	1	120	80.0

District Name	EMIS No	Centre No	Centre Name	Quintile	2013			2014			2015			
					Wrote	Achieved	% Achieved	Wrote	Achieved	% Achieved	Wrote	No Progressed	Achieved	% Achieved
JOHANNESBURG WEST	700140624	8140624	KELOKITSO COMPREHENSIVE SCHOOL	3	114	76	66.7	100	71	71.0	97	7	75	77.3
	700400241	8400241	KGATELOPELE SECONDARY SCHOOL	1	70	69	98.6	133	123	92.5	167	22	135	80.8
	700140665	8140665	KWA-MAHLOBO SECONDARY SCHOOL	3	108	94	87.0	114	91	79.8	111	0	97	87.4
	700140681	8140681	LAMULA JUBILEE SECONDARY SCHOOL	3	148	117	79.1	238	154	64.7	118	0	86	72.9
	700250852	8250852	LANTERNSKOOL	-	60	55	91.7	38	37	97.4	41	2	38	92.7
	700140715	8140715	LETSIBOGO SECONDARY SCHOOL	4	129	128	99.2	149	148	99.3	154	4	152	98.7
	700140780	8140780	MATSELISO SECONDARY SCHOOL	3	87	79	90.8	114	107	93.9	146	4	125	85.6
	700140806	8140806	MEADOWLANDS SECONDARY SCHOOL	3	147	106	72.1	144	108	75.0	144	35	94	65.3
	700140814	8140814	MOKGOME SECONDARY SCHOOL	3	119	82	68.9	139	99	71.2	111	0	105	94.6
	700132688	8132688	ORLANDO WEST SECONDARY SCHOOL	3	74	65	87.8	69	65	94.2	115	13	91	79.1
	700132704	8132704	PHEFENI SECONDARY SCHOOL	3	115	99	86.1	100	76	76.0	124	11	100	80.6
	700251777	8251777	PJ SIMELANE SECONDARY SCHOOL	4	147	142	96.6	166	151	91.0	184	0	149	81.0
	700250951	8250951	PRINCESS HIGH SCHOOL	5	177	167	94.4	194	160	82.5	232	4	193	83.2
	700400220	8400220	RAYMOND MHLABA SECONDARY SCHOOL	2	91	91	100.0	99	96	97.0	92	0	91	98.9
	700400614	8400614	ROYAL COLLEGE	-				31	18	58.1	36	1	27	75.0
	700251850	8251850	SEBETSA-O-THOLEMOPUTSO	2	113	110	97.3	116	111	95.7	218	45	179	82.1
	700400240	8400240	SIYABONGA SECONDARY SCHOOL	1	77	65	84.4	108	88	81.5	161	0	147	91.3
	700133009	8133009	ST MARTIN DE PORRES COMBINED SCHOOL	-	99	97	98.0	100	90	90.0	106	2	100	94.3
	700400218	8400218	THULANI SECONDARY SCHOOL	2	73	68	93.2	100	88	88.0	108	8	91	84.3
	700400367	8400367	THUTHUKA SIZWE NGEMFUNDO COLLEGE	-							11	0	6	54.5
700141002	8141002	THUTOLORE SECONDARY SCHOOL	3	111	89	80.2	117	81	69.2	113	8	88	77.9	

District Name	EMIS No	Centre No	Centre Name	Quintile	2013			2014			2015			
					Wrote	Achieved	% Achieved	Wrote	Achieved	% Achieved	Wrote	No Progressed	Achieved	% Achieved
JOHANNESBURG WEST	700252031	8252031	TULIP SECONDARY SCHOOL	-	129	126	97.7	62	55	88.7	74	0	71	95.9
	700141143	8141143	VERITAS SECONDARY SCHOOL	3	42	28	66.7	66	23	34.8	45	6	38	84.4
	700252883	8252883	VICTORY HOUSE PRIVATE SCHOOL	-	69	69	100.0	70	69	98.6	39	0	39	100.0
	700251173	8251173	WEST RIDGE HIGH SCHOOL	5	184	180	97.8	216	206	95.4	279	16	257	92.1
	700400238	8400238	WISEMAN CELE SECONDARY SCHOOL	2	83	65	78.3	130	116	89.2	158	14	125	79.1
SEDIBENG EAST	700331694	8331694	ASSEMBLIES OF GOD (CEFUPS ACADEMY)	-	66	61	92.4	53	46	86.8	58	0	51	87.9
	700330100	8330100	DESTINATA SKOOL	-	23	23	100.0	24	22	91.7	28	0	27	96.4
	700400181	8400181	EL TABERNACLE CHRISTIAN COLLEGE	-	25	25	100.0	25	22	88.0	28	0	27	96.4
	700330126	8330126	GENERAL SMUTS HIGH SCHOOL	5	343	320	93.3	278	261	93.9	332	15	293	88.3
	700340174	8340174	HOER VOLKSKOOL HEIDELBERG	5	187	180	96.3	193	180	93.3	192	2	191	99.5
	700330159	8330159	HOËRSKOOL DR MALAN	5	198	193	97.5	177	176	99.4	172	0	171	99.4
	700330167	8330167	HOËRSKOOL DRIE RIVIERE	5	149	148	99.3	128	127	99.2	112	0	110	98.2
	700330183	8330183	HOËRSKOOL OVERVAAL	5	113	113	100.0	81	80	98.8	114	0	114	100.0
	700330860	8330860	ISIZWE-SETJHABA SEC SCHOOL	3	56	41	73.2	43	34	79.1	71	13	38	53.5
	700340216	8340216	J W LUCKHOFF CYCC	3							2	0	0	0.0
	700400320	8400320	JEPPE EDUCATION CENTRE	-	25	22	88.0	22	22	100.0	20	0	20	100.0
	700400307	8400307	JUVENTUS PRIVATE SCHOOL	-							2	0	2	100.0
	700400226	8400226	KGORO YA THUTO SECONDARY SCHOOL	3	120	103	85.8	117	96	82.1	144	13	102	70.8
	700340752	8340752	KHANYA-LESEDI SECONDARY	4	117	98	83.8	97	80	82.5	110	26	93	84.5
	700330944	8330944	LEKOA SHANDU SECONDARY	3	108	92	85.2	89	76	85.4	102	11	83	81.4
	700320895	8320895	MAHARENG SECONDARY SCHOOL	3	153	119	77.8	160	93	58.1	124	0	98	79.0
	700332117	8332117	MEYERTON HIGH SCHOOL	2	120	83	69.2	136	116	85.3	169	0	148	87.6
	700331074	8331074	MOHLOLI SECONDARY SCHOOL	3	144	128	88.9	149	145	97.3	159	0	153	96.2
	700341149	8341149	RATANDA SECONDARY SCHOOL	4	73	63	86.3	124	81	65.3	119	11	98	82.4
700330597	8330597	RIVERSIDE HIGH SCHOOL	5	147	144	98.0	143	131	91.6	209	0	205	98.1	

District Name	EMIS No	Centre No	Centre Name	Quintile	2013			2014			2015			
					Wrote	Achieved	% Achieved	Wrote	Achieved	% Achieved	Wrote	No Progressed	Achieved	% Achieved
SEDIBENG EAST	700331702	8331702	ROSHNEE ISLAMIC SCHOOL	-	35	35	100.0	32	32	100.0	45	0	45	100.0
	700330043	8330043	ROSHNEE SECONDARY SCHOOL	5	67	67	100.0	78	77	98.7	80	4	80	100.0
	700400420	8400420	ROSTEC TECHNICAL COLLEGE	-				12	6	50.0	10	0	8	80.0
	700331280	8331280	RUSOORD SECONDARY SCHOOL	1	25	18	72.0	17	16	94.1	18	9	16	88.9
	700400673	8400673	RUST-TER-VAAL SECONDARY SCHOOL	4				32	23	71.9	42	0	37	88.1
	700340364	8340364	SEDAVEN HIGH SCHOOL	-	29	26	89.7	33	29	87.9	36	1	34	94.4
	700331413	8331413	THUTO LORE SECONDARY SCHOOL	3	80	55	68.8	55	51	92.7	84	38	69	82.1
	700331470	8331470	VAAL ED U COLLEGE PRIVATE	-	24	24	100.0	32	27	84.4	42	0	41	97.6
	700330209	8330209	VEREENIGING GIMNASIUM	5	256	251	98.0	256	256	100.0	224	11	221	98.7
SEDIBENG WEST	700320937	8320937	BEVERLY HILLS SECONDARY SCHOOL	1	209	194	92.8	141	112	79.4	132	0	128	97.0
	700400325	8400325	BOITUMELO SECONDARY	3	115	77	67.0	103	67	65.0	66	0	45	68.2
	700400355	8400355	BOPHELONG SECONDARY SCHOOL	2	99	70	70.7	117	115	98.3	148	17	114	77.0
	700320358	8320358	BOTEBO-TSEBO SEC SCHOOL	4	167	119	71.3	174	126	72.4	208	5	155	74.5
	700321869	8321869	CHRYSAL SPRINGS PRIVATE SCHOOL	-	46	19	41.3	27	14	51.9	37	5	30	81.1
	700320432	8320432	DINOKANENG SECONDARY SCHOOL	3	77	45	58.4	108	71	65.7	70	0	55	78.6
	700321752	8321752	EL SHADDAI SCHOOL	-	94	72	76.6	87	69	79.3	71	1	60	84.5
	700320515	8320515	ESOKWAZI SECONDARY SCHOOL	2	240	232	96.7	248	229	92.3	247	0	233	94.3
	700320556	8320556	FUNDULWAZI SECONDARY SCHOOL	3	216	166	76.9	138	114	82.6	175	3	141	80.6
	700322107	8320028	HOER TEGNIESE SKOOL CAREL DE WET	5	121	110	90.9	119	95	79.8	111	0	100	90.1
	700330175	8330175	HOËRSKOOL DRIEHOEK	5	166	166	100.0	166	161	97.0	184	0	180	97.8
	700320036	8320036	HOËRSKOOL SUIDERLIG	5	156	154	98.7	179	171	95.5	180	0	179	99.4
	700330191	8330191	HOËRSKOOL TRANSVALIA	5	254	245	96.5	200	196	98.0	224	0	220	98.2
	700320044	8320044	HOËRSKOOL VANDERBIJLPARK	5	71	63	88.7	82	72	87.8	53	4	43	81.1
	700320663	8320663	JET NTEO SECONDARY SCHOOL	2	93	60	64.5	63	57	90.5	79	0	74	93.7
700320671	8320671	JORDAN SECONDARY SCHOOL	1	114	111	97.4	106	91	85.8	63	0	63	100.0	

District Name	EMIS No	Centre No	Centre Name	Quintile	2013			2014			2015			
					Wrote	Achieved	% Achieved	Wrote	Achieved	% Achieved	Wrote	No Progressed	Achieved	% Achieved
SEDIBENG WEST	700320689	8320689	KATLEHO-IMPUMELELO SEC SCHOOL	3	90	64	71.1	130	61	46.9	110	0	75	68.2
	700320697	8320697	KGOKARE SECONDARY SCHOOL	2	58	56	96.6	71	61	85.9	43	3	39	90.7
	700320713	8320713	KHUTLO-THARO SECONDARY SCHOOL	2	78	50	64.1	120	109	90.8	195	24	178	91.3
	700320754	8320754	LAKESIDE SECONDARY SCHOOL	3	166	163	98.2	170	166	97.6	204	0	178	87.3
	700320788	8320788	LEBOHANG SECONDARY SCHOOL	3	99	85	85.9	134	83	61.9	75	0	50	66.7
	700320960	8320960	MAXEKE SECONDARY SCHOOL	1	144	128	88.9	129	121	93.8	257	17	227	88.3
	700321026	8321026	MOHALADITOE SECONDARY SCHOOL	4	82	53	64.6	87	73	83.9	36	4	31	86.1
	700321083	8321083	MOPHOLOSI SECONDARY SCHOOL	2	132	108	81.8	129	94	72.9	104	0	93	89.4
	700321091	8321091	MOQHAKA SECONDARY SCHOOL	3	38	24	63.2	45	31	68.9	55	1	46	83.6
	700321109	8321109	MOSHATE SECONDARY SCHOOL	3	111	81	73.0	206	142	68.9	175	0	127	72.6
	700321281	8321281	POELANO SECONDARY SCHOOL	2	150	126	84.0	125	112	89.6	165	0	145	87.9
	700400119	8400119	PRESTIGIOUS AURETE SEC SCHOOL	5	107	87	81.3	102	71	69.6	125	0	86	68.8
	700321307	8321307	QEDILIZWE SECONDARY SCHOOL	2	121	112	92.6	192	160	83.3	211	0	130	61.6
	700321364	8321364	RAMOLELLE COMBINED SCHOOL	1	18	15	83.3	15	10	66.7	25	3	20	80.0
	700321372	8321372	RAMOSUKULA SEC SCHOOL	1	32	29	90.6	23	23	100.0	30	0	30	100.0
	700321380	8321380	RESIDENSIA SECONDARY SCHOOL	3	158	123	77.8	183	131	71.6	243	0	159	65.4
	700321398	8321398	RUTASETJHABA SEC SCHOOL	2	151	138	91.4	240	179	74.6	144	0	127	88.2
	700400127	8400127	SAMELSON COLLEGE	-	32	14	43.8	29	15	51.7	15	0	5	33.3
	700321406	8321406	SAPPHIRE SECONDARY SCHOOL	2	140	113	80.7	138	111	80.4	137	0	126	92.0
	700321430	8321430	SEHOPOTSO SECONDARY SCHOOL	3	48	48	100.0	81	65	80.2	46	0	44	95.7
700321455	8321455	SETJHABA-SOHLA SECONDARY	4	63	53	84.1	106	52	49.1	66	0	54	81.8	
700321497	8321497	SIZANANI THUSANANG COMPREHENSIVE SCHOOL	3	71	48	67.6	70	51	72.9	68	0	61	89.7	
700330654	8330654	SUNCREST HIGH SCHOOL	5	89	88	98.9	118	116	98.3	147	31	141	95.9	

District Name	EMIS No	Centre No	Centre Name	Quintile	2013			2014			2015			
					Wrote	Achieved	% Achieved	Wrote	Achieved	% Achieved	Wrote	No Progressed	Achieved	% Achieved
SEDIBENG WEST	700321505	8321505	TANDUKWAZI SECONDARY SCHOOL	2	110	81	73.6	206	98	47.6	143	0	131	91.6
	700321521	8321521	THARABOLLO SECONDARY SCHOOL	3	107	85	79.4	177	123	69.5	217	0	106	48.8
	700330662	8330662	THE VAAL HIGH SCHOOL	5	80	64	80.0	154	105	68.2	105	0	67	63.8
	700321570	8321570	THUTO-TIRO COMPREHENSIVE	4	93	88	94.6	143	111	77.6	142	0	124	87.3
	700321604	8321604	TOKELO SECONDARY SCHOOL	1	83	59	71.1	72	56	77.8	125	0	76	60.8
	700321638	8321638	TSHEPO-THEMBA SECONDARY SCHOOL	2	142	120	84.5	100	86	86.0	112	0	83	74.1
	700321703	8321703	TSOLO SECONDARY SCHOOL	2	124	95	76.6	156	124	79.5	157	0	119	75.8
	700400388	8400388	WATERSHED CHRISTIAN SCHOOL	-	46	20	43.5	28	26	92.9	23	0	23	100.0
TSHWANE NORTH	700400129	8400129	ACADEMIC QUALITY EDUCATION	-	9	7	77.8	16	14	87.5	15	0	15	100.0
	700910011	8910011	ADAM MASEBE SEC SCHOOL	1	136	96	70.6	179	118	65.9	143	0	87	60.8
	700240507	8240507	AMOGELANG SECONDARY SCHOOL	1	297	222	74.7	227	150	66.1	274	71	176	64.2
	700910158	8910158	BOITSHEPO SEC SCHOOL	1	155	145	93.5	131	120	91.6	143	28	124	86.7
	700910169	8910169	BOKAMOSO HIGH SCHOOL	1	170	137	80.6	238	116	48.7	146	3	87	59.6
	700240580	8240580	BOTSE-BOTSE SECONDARY	4	212	189	89.2	117	101	86.3	202	2	180	89.1
	700220103	8220103	CLAPHAM HIGH SCHOOL	5	171	154	90.1	147	141	95.9	178	0	164	92.1
	700241779	8241779	ELIZABETH MATSEMELA SEC SCHOOL	5	147	121	82.3	158	106	67.1	228	0	108	47.4
	700220137	8220137	GEREFORMEERDE SKOOL DIRK POSTMA	-	17	17	100.0	20	20	100.0	28	0	28	100.0
	700400396	8400396	HAMMANSKRAAL SECONDARY SCHOOL	1	146	83	56.8	171	118	69.0	202	1	144	71.3
	700910484	8910484	HANS KEKANA SEC SCHOOL	1	420	356	84.8	256	220	85.9	258	0	207	80.2
	700240739	8240739	HLANGANANI SECONDARY SCHOOL	4	63	51	81.0	84	64	76.2	82	0	54	65.9
	700220152	8220152	HOER TEGNOLOGIESE SKOOL JOHN VORSTER	5	201	194	96.5	147	144	98.0	168	0	163	97.0
	700230334	8230334	HOËRSKOOL HENDRIK VERWOERD	5	177	174	98.3	205	198	96.6	187	2	184	98.4
	700240069	8240069	HOËRSKOOL MONTANA	5	252	249	98.8	255	255	100.0	286	0	284	99.3
	700220178	8220178	HOËRSKOOL OOS-MOOT	5	250	250	100.0	265	264	99.6	292	0	291	99.7
700240077	8240077	HOËRSKOOL OVERKRUIN	5	209	209	100.0	228	228	100.0	209	0	209	100.0	

District Name	EMIS No	Centre No	Centre Name	Quintile	2013			2014			2015			
					Wrote	Achieved	% Achieved	Wrote	Achieved	% Achieved	Wrote	No Progressed	Achieved	% Achieved
TSHWANE NORTH	700220194	8220194	HOËRSKOOL STAATSPRESIDENT C R SWART	5	172	164	95.3	190	168	88.4	165	0	146	88.5
	700230383	8230383	HOËRSKOOL WONDERBOOM	5	321	320	99.7	323	310	96.0	348	0	343	98.6
	700910514	8910514	HOSEA KEKANA SEC SCHOOL	1	165	138	83.6	127	114	89.8	140	0	127	90.7
	700230391	8230391	IONA CONVENT	-	29	29	100.0	55	55	100.0	47	0	47	100.0
	700240770	8240770	KGOMOTSO SECONDARY SCHOOL	2	145	112	77.2	142	123	86.6	114	0	100	87.7
	700400526	8400526	LEHWELERENG SECONDARY SCHOOL	2							75	0	46	61.3
	700240895	8240895	LETHABONG SECONDARY SCHOOL	4	188	158	84.0	203	139	68.5	247	0	146	59.1
	700910978	8910978	MADISONG SECONDARY SCHOOL	1							105	0	54	51.4
	700911026	8911026	MAKGETSE HIGH SCHOOL	3	334	300	89.8	227	201	88.5	267	1	247	92.5
	700240929	8240929	MAKHOSINI COMBINED SECONDARY SCHOOL	1	235	213	90.6	187	170	90.9	215	0	203	94.4
	700240960	8240960	MEMEZELO SECONDARY SCHOOL	4	103	76	73.8	156	81	51.9	102	0	75	73.5
	700911257	8911257	MODILATI SECONDARY SCHOOL	1							93	0	61	65.6
	700400525	8400525	NEW EERSTERUS SECONDARY SCHOOL	2							52	0	31	59.6
	700911541	8911541	NTSWANE	1	81	69	85.2	88	56	63.6	77	48	46	59.7
	700911589	8911589	PHL MORAKA SECONDARY	4	147	128	87.1	163	138	84.7	136	28	107	78.7
	700241117	8241117	PRESTIGE COLLEGE	-	136	136	100.0	137	135	98.5	117	0	117	100.0
	700911709	8911709	RAKGOTSO SEC SCHOOL	1	197	174	88.3	250	220	88.0	313	20	230	73.5
	700911767	8911767	RATSHEPO SEC SCHOOL	3	281	248	88.3	316	294	93.0	308	0	292	94.8
	700232215	8232215	SA COLLEGE SCHOOL	-	77	66	85.7	58	55	94.8	33	0	33	100.0
	700241273	8241273	SENTHIBELE SENIOR SECONDARY	2	174	137	78.7	153	108	70.6	239	0	116	48.5
	700913607	8913607	SIKHULULEKILE SECONDARY SCHOOL	4	204	186	91.2	156	142	91.0	160	0	150	93.8
	700241307	8241307	SOSHANGUVE SECONDARY SCHOOL	2	294	243	82.7	287	206	71.8	389	1	289	74.3
	700912139	8912139	TIPFUXENI SEC SCHOOL	1	122	104	85.2	121	96	79.3	152	1	122	80.3
700241471	8241471	TSHWANE CHRISTIAN SCHOOL	-	24	24	100.0	24	24	100.0	24	0	24	100.0	

District Name	EMIS No	Centre No	Centre Name	Quintile	2013			2014			2015			
					Wrote	Achieved	% Achieved	Wrote	Achieved	% Achieved	Wrote	No Progressed	Achieved	% Achieved
TSHWANE SOUTH	700400788	8400788	ABBOTTS COLLEGE CENTURION	-							36	0	36	100.0
	700230110	8230110	AFRIKAANSE HOER MEISIESKOOL	5	196	196	100.0	184	184	100.0	197	0	197	100.0
	700230128	8230128	AFRIKAANSE HOER SEUNSKOOL	5	219	219	100.0	232	231	99.6	218	0	217	99.5
	700400125	8400125	AL GHAZALI	-	22	22	100.0	19	19	100.0	21	0	21	100.0
	700400100	8400100	AL-ASR EDUCATIONAL INSTITUTE	-	24	24	100.0	28	27	96.4	23	0	23	100.0
	700232653	8232653	AMITY INTERNATIONAL SCHOOL	-	20	18	90.0	13	13	100.0	18	0	18	100.0
	700231555	8231555	BOKGONI TECHNICAL SECONDARY SCHOOL	4	160	100	62.5	143	86	60.1	207	24	72	34.8
	700221474	8221474	BONA LESEDI SEC SCHOOL	1	266	159	59.8	199	141	70.9	204	93	116	56.9
	700400171	8400171	BOPHELONG COMMUNITY INDEPENDENT SCHO	-	15	9	60.0	4	2	50.0	16	0	12	75.0
	700400092	8400092	CARPE DIEM ACADEMY	-	33	31	93.9	41	33	80.5	35	1	28	80.0
	700231571	8231571	CENTRAL ISLAMIC SCHOOL	-	28	28	100.0	35	35	100.0	19	0	19	100.0
	700220095	8220095	CHRISTIAN BROTHERS COLLEGE MOUNT EDMUND	-	71	71	100.0	65	63	96.9	67	0	67	100.0
	700220582	8220582	CORNERSTONE COLLEGE SEC SCHOOL	-	146	146	100.0	131	131	100.0	143	0	143	100.0
	700230219	8230219	CRAWFORD COLLEGE PRETORIA	-	122	122	100.0	110	110	100.0	109	0	109	100.0
	700212233	8212233	CRESTA COLLEGE	-	8	8	100.0	5	5	100.0	8	0	7	87.5
	700232371	8232371	DANSA INTERNATIONAL COLLEGE	-	123	115	93.5	104	99	95.2	98	0	95	96.9
	700231605	8231605	DAVID HELLEN PETA SECONDARY SCHOOL	4	73	67	91.8	82	74	90.2	97	0	81	83.5
	700231613	8231613	DR WF NKOMO SECONDARY SCHOOL	4	102	82	80.4	124	88	71.0	157	72	78	49.7
	700400285	8400285	DUO EDU SENIOR OHAFHANKLIKE SKOOL	-	16	16	100.0	21	21	100.0	21	0	21	100.0
	700231621	8231621	ED-U-COLLEGE SECONDARY SCHOOL	-	90	81	90.0	88	77	87.5	103	15	85	82.5
	700231639	8231639	EDWARD PHATUDI SECONDARY SCHOOL	3	140	123	87.9	122	115	94.3	172	1	138	80.2
	700220020	8220020	EERSTERUST SECONDARY SCHOOL	4	56	52	92.9	57	52	91.2	85	12	74	87.1
	700232679	8232679	ELMAR COLLEGE	-	60	60	100.0	66	65	98.5	59	0	58	98.3
700400576	8400576	EMPRO ACADEMY	-				4	3	75.0	10	0	10	100.0	

District Name	EMIS No	Centre No	Centre Name	Quintile	2013			2014			2015			
					Wrote	Achieved	% Achieved	Wrote	Achieved	% Achieved	Wrote	No Progressed	Achieved	% Achieved
TSHWANE SOUTH	700231670	8231670	FLAVIUS MAREKA SECONDARY SCHOOL	1	100	74	74.0	136	101	74.3	150	0	111	74.0
	700400008	8400008	FOUNDERS COMMUNITY SCHOOL	-	65	29	44.6	21	20	95.2	35	1	22	62.9
	700220657	8220657	GATANG SECONDARY SCHOOL	4	122	105	86.1	231	176	76.2	215	84	135	62.8
	700231712	8231712	GREENWOOD COLLEGE	-	65	45	69.2	36	30	83.3	33	0	30	90.9
	700230037	8230037	HIMALAYA SECONDARY SCHOOL	3	183	153	83.6	183	117	63.9	145	30	111	76.6
	700210229	8210229	HOËRSKOOL CENTURION	5	244	244	100.0	218	216	99.1	234	0	234	100.0
	700210153	8210153	HOËRSKOOL DIE WILGERS	5	141	132	93.6	119	115	96.6	109	0	109	100.0
	700210161	8210161	HOËRSKOOL ELDORAIGNE	5	316	315	99.7	303	303	100.0	331	0	331	100.0
	700220160	8220160	HOËRSKOOL F H ODENDAAL	4	166	149	89.8	152	140	92.1	193	0	180	93.3
	700210187	8210187	HOËRSKOOL GARSFONTEIN	5	376	376	100.0	367	367	100.0	350	0	350	100.0
	700210195	8210195	HOËRSKOOL MENLOPARK	5	264	264	100.0	286	286	100.0	271	0	270	99.6
	700220186	8220186	HOËRSKOOL SILVERTON	5	100	94	94.0	101	92	91.1	107	0	104	97.2
	700210211	8210211	HOËRSKOOL UITSIG	5	195	193	99.0	185	179	96.8	164	0	160	97.6
	700210237	8210237	HOËRSKOOL VOORTREKKERHOOGTE	5	201	185	92.0	171	167	97.7	215	0	202	94.0
	700210245	8210245	HOËRSKOOL WATERKLOOF	5	312	312	100.0	297	297	100.0	341	0	341	100.0
	700210252	8210252	HOËRSKOOL ZWARTKOP	5	263	259	98.5	292	291	99.7	288	0	288	100.0
	700231746	8231746	HOFMEYR SECONDARY SCHOOL	4	147	92	62.6	125	93	74.4	181	0	110	60.8
	700231761	8231761	HOLY TRINITY SECONDARY CATHOLIC SCHOOL	-	36	33	91.7	36	34	94.4	44	0	36	81.8
	700231332	8231332	HOSPITAALSKOOL PRETORIA HOSPITAL SCHOOL	-	39	36	92.3	45	37	82.2	22	2	20	90.9
	700220699	8220699	J KEKANA SECONDARY SCHOOL	3	134	103	76.9	105	69	65.7	121	0	98	81.0
700220707	8220707	JAFTA MAHLANGU SECONDARY SCHOOL	3	118	89	75.4	144	87	60.4	150	4	109	72.7	
700220715	8220715	KHUTHALANI SECONDARY SCHOOL	1				46	36	78.3	57	0	55	96.5	
700230078	8230078	LAUDIUM SECONDARY SCHOOL	4	161	136	84.5	125	115	92.0	175	11	149	85.1	
700220749	8220749	LEHLABILE SECONDARY SCHOOL	4	155	103	66.5	132	101	76.5	173	0	110	63.6	

District Name	EMIS No	Centre No	Centre Name	Quintile	2013			2014			2015			
					Wrote	Achieved	% Achieved	Wrote	Achieved	% Achieved	Wrote	No Progressed	Achieved	% Achieved
TSHWANE SOUTH	700220756	8220756	LOMPEC SECONDARY SCHOOL	-	22	19	86.4	28	22	78.6	19	0	19	100.0
	700231043	8231043	LORETO CONVENT SCHOOL	-	72	72	100.0	70	70	100.0	76	0	76	100.0
	700210906	8210906	LYTTELTON MANOR HIGH SCHOOL	5	241	234	97.1	236	227	96.2	236	0	231	97.9
	700220772	8220772	MAMELODI SECONDARY SCHOOL	3	191	178	93.2	191	172	90.1	225	0	167	74.2
	700231977	8231977	MERIDIAN PRETORIA	-	82	44	53.7	30	18	60.0	34	6	28	82.4
	700220855	8220855	MODIRI TECHNICAL SCHOOL	3	44	34	77.3	45	24	53.3	44	9	15	34.1
	700400088	8400088	NELLMAPIUS SECONDARY SCHOOL	2	144	87	60.4	147	96	65.3	99	5	65	65.7
	700210948	8210948	NUWE HOOPSKOOL	2	31	31	100.0	22	21	95.5	18	0	18	100.0
	700400458	8400458	OLIEVENHOUTBOSCH SECONDARY SCHOOL	1				84	76	90.5	102	1	102	100.0
	700220962	8220962	PHATENG SECONDARY SCHOOL	4	167	130	77.8	192	115	59.9	200	0	140	70.0
	700232124	8232124	PHELINDABA SECONDARY SCHOOL	3	138	104	75.4	114	96	84.2	126	13	80	63.5
	700231316	8231316	PRETORIA BOYS HIGH SCHOOL	5	289	289	100.0	292	286	97.9	283	0	283	100.0
	700400331	8400331	PRETORIA CENTRAL HIGH	5				63	45	71.4	152	0	109	71.7
	700231324	8231324	PRETORIA HIGH SCHOOL FOR GIRLS	5	290	290	100.0	274	274	100.0	282	1	281	99.6
	700400318	8400318	PRETORIA INSTITUTE OF LEARNING	-	60	49	81.7	52	30	57.7	38	0	34	89.5
	700232725	8232725	PRETORIA MUSLIM TRUST SUNNI SCHOOL	-	30	28	93.3	40	40	100.0	38	0	37	97.4
	700400087	8400087	PRETORIA SECONDARY SCHOOL	5	94	67	71.3	84	62	73.8	107	0	83	77.6
	700231340	8231340	PRETORIA TECHNICAL HIGH SCHOOL	5	90	83	92.2	125	114	91.2	112	4	102	91.1
	700400005	8400005	PRINCEFIELD TRUST SCHOOL	-	12	8	66.7	18	10	55.6	17	0	12	70.6
	700210203	8210203	PRO ARTE ALPHEN PARK	5	144	140	97.2	127	122	96.1	126	1	125	99.2
	700220079	8220079	PROSPERITUS SECONDARY SCHOOL	4	125	118	94.4	153	142	92.8	129	2	122	94.6
	700400340	8400340	QUEENS PRIVATE SCHOOL	-	30	24	80.0	24	24	100.0	23	0	23	100.0
	700400330	8400330	REPHAFOGILE SECONDARY SCHOOL	4	73	53	72.6	98	63	64.3	87	88	66	75.9
	700221044	8221044	RIBANE-LAKA SECONDARY SCHOOL	4	161	161	100.0	165	163	98.8	175	1	175	100.0

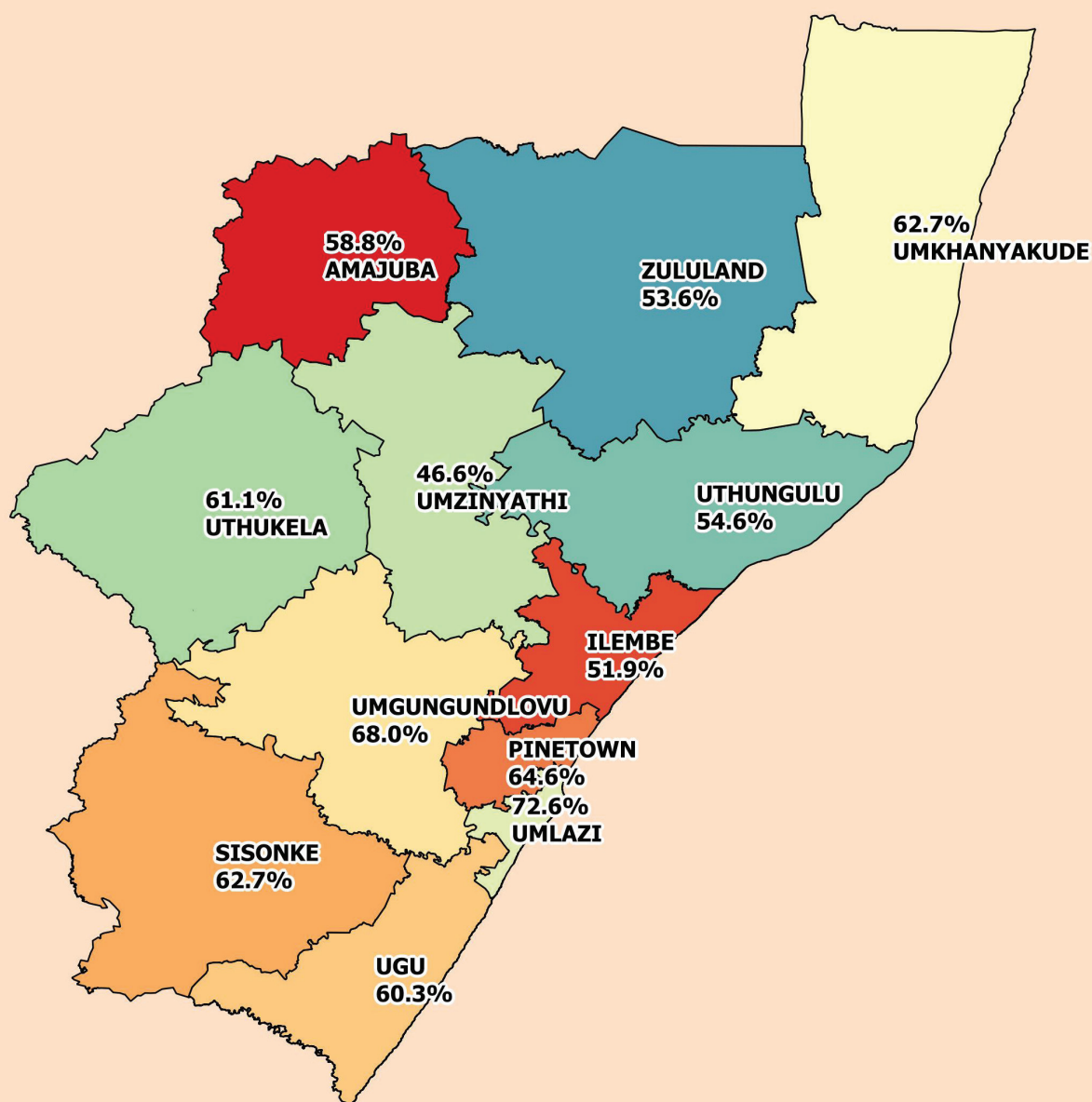
District Name	EMIS No	Centre No	Centre Name	Quintile	2013			2014			2015			
					Wrote	Achieved	% Achieved	Wrote	Achieved	% Achieved	Wrote	No Progressed	Achieved	% Achieved
TSHWANE SOUTH	700400081	8400081	ROSINA SEDIBANE MODIBA SPORT SCHOOL	-	48	48	100.0	41	38	92.7	42	0	40	95.2
	700400492	8400492	SANDTON TECHNICAL COLLEGE	-							12	0	0	0.0
	700232223	8232223	SAULRIDGE SECONDARY SCHOOL	1	99	82	82.8	115	76	66.1	90	0	76	84.4
	700232249	8232249	SESHEGONG SECONDARY SCHOOL	4	163	149	91.4	73	64	87.7	86	0	84	97.7
	700220681	8220681	SOLOMON MAHLANGU FREEDOM SCHOOL	4	128	105	82.0	153	115	75.2	165	58	128	77.6
	700220517	8220517	SONITUS SKOOL	1	9	8	88.9	8	8	100.0	12	1	9	75.0
	700221028	8221028	STANZA BOPAPE SECONDARY SCHOOL	4	159	132	83.0	85	80	94.1	127	0	115	90.6
	700400075	8400075	STEVE TSHWETE SECONDARY SCHOOL	3	69	55	79.7	121	74	61.2	149	13	121	81.2
	700400366	8400366	SUMMAT INSTITUTE TSHWANE CAMPUS	-	24	13	54.2	17	16	94.1	11	0	11	100.0
	700211144	8211144	SUTHERLAND HIGH SCHOOL	5	244	244	100.0	262	262	100.0	252	0	251	99.6
	700211151	8211151	THE GLEN HIGH SCHOOL	5	181	176	97.2	174	167	96.0	200	0	196	98.0
	700212241	8212241	THE WAY CHRISTIAN SCHOOL	-	9	9	100.0	15	15	100.0	9	0	9	100.0
	700400529	8400529	THUTO BOHLALE SECONDARY SCHOOL	1							29	0	26	89.7
	700231456	8231456	TRANSORANJE-SKOOL VIR DOWES	-				3	3	100.0	1	0	0	0.0
	700221333	8221333	TRANSVALIASKOOL	-	22	22	100.0	15	15	100.0	36	0	33	91.7
	700221143	8221143	TSAKO THABO SECONDARY SCHOOL	4	120	53	44.2	144	60	41.7	75	0	36	48.0
	700400386	8400386	TSHWANE COLLEGE	-	59	25	42.4	38	22	57.9	22	0	14	63.6
	700232157	8232157	TSHWANE MUSLIM SCHOOL	-	58	58	100.0	49	49	100.0	52	0	52	100.0
	700400276	8400276	TSHWANE SECONDARY SCHOOL	5	26	22	84.6	56	40	71.4	41	2	29	70.7
	700400140	8400140	TUKSSPORT HIGH SCHOOL	-	58	58	100.0	31	31	100.0	44	0	44	100.0
700221184	8221184	VLAKFONTEIN SECONDARY SCHOOL	3	88	54	61.4	107	48	44.9	89	0	64	71.9	
700221192	8221192	VUKANI MAWETHU SECONDARY SCHOOL	3	135	109	80.7	103	94	91.3	135	0	104	77.0	
700211235	8211235	WILLOWRIDGE HIGH SCHOOL	5	215	214	99.5	201	199	99.0	208	0	208	100.0	

District Name	EMIS No	Centre No	Centre Name	Quintile	2013			2014			2015			
					Wrote	Achieved	% Achieved	Wrote	Achieved	% Achieved	Wrote	No Progressed	Achieved	% Achieved
TSHWANE WEST	700910007	8910007	ABEL MOTSHOANE SEC SCHOOL	4	97	90	92.8	126	101	80.2	161	2	131	81.4
	700400380	8400380	AMANDASIG SECONDARY SCHOOL	4				98	94	95.9	145	0	136	93.8
	700400102	8400102	BEREA PARK INDEPENDENT HIGH SCHOOL	-	178	95	53.4	122	52	42.6	103	0	87	84.5
	700240598	8240598	CENTRAL SECONDARY SCHOOL	3	166	132	79.5	82	61	74.4	141	17	87	61.7
	700241795	8241795	CHARLTON VOS COLLEGE OF EDUCATION	-	41	37	90.2	24	24	100.0	37	0	37	100.0
	700232645	8232645	CHRISTIAN PROGRESSIVE SCHOOL	-	101	99	98.0	108	101	93.5	105	0	101	96.2
	700910253	8910253	D A MOKOMA SEC SCHOOL	3	25	14	56.0	35	26	74.3	60	1	40	66.7
	700400263	8400263	DASPOORT SECONDARY SCHOOL	5	119	108	90.8	69	66	95.7	59	1	58	98.3
	700910326	8910326	DR AT MOREOSELE SEC SCHOOL	4	87	58	66.7	85	79	92.9	142	5	120	84.5
	700914251	8914251	DR SAM MOTSUENYANE	1	178	141	79.2	120	96	80.0	172	2	147	85.5
	700240689	8240689	FILADELFIA	-	43	37	86.0	44	27	61.4	40	0	37	92.5
	700914249	8914249	FR SMANGALISO MKHATSHWA SEC SCHOOL	4	115	108	93.9	83	56	67.5	120	25	87	72.5
	700400208	8400208	FUSION SEC SCHOOL	4	143	85	59.4	114	82	71.9	143	20	117	81.8
	700400345	8400345	HAYWOOD COLLEGE	-	38	20	52.6	52	24	46.2	46	1	31	67.4
	700230300	8230300	HILLVIEW HIGH SCHOOL	5	154	149	96.8	159	151	95.0	135	8	128	94.8
	700910479	8910479	HL SETLALENTOA SEC SCHOOL	4	74	67	90.5	110	86	78.2	114	37	93	81.6
	700240747	8240747	HLOMPHANANG SECONDARY SCHOOL	3	243	176	72.4	198	135	68.2	232	0	168	72.4
	700230318	8230318	HOER TEGNIESE SKOOL PRETORIA-TUINE	5	121	115	95.0	82	76	92.7	73	3	71	97.3
	700240044	8240044	HOËRSKOOL AKASIA	5	199	198	99.5	218	217	99.5	160	3	160	100.0
	700230326	8230326	HOËRSKOOL ELANDSPOORT	5	128	124	96.9	153	145	94.8	203	0	201	99.0
	700240051	8240051	HOËRSKOOL GERRIT MARITZ	5	197	187	94.9	198	183	92.4	192	0	172	89.6
	700230342	8230342	HOËRSKOOL HERCULES	5	65	63	96.9	75	68	90.7	47	8	44	93.6
	700230359	8230359	HOËRSKOOL LANGENHOVEN	5	206	201	97.6	224	216	96.4	235	3	218	92.8
700240085	8240085	HOËRSKOOL PRETORIA-NOORD	5	160	159	99.4	169	165	97.6	189	0	188	99.5	
700230367	8230367	HOËRSKOOL PRETORIA-WES	5	166	163	98.2	146	138	94.5	149	7	133	89.3	

District Name	EMIS No	Centre No	Centre Name	Quintile	2013			2014			2015			
					Wrote	Achieved	% Achieved	Wrote	Achieved	% Achieved	Wrote	No Progressed	Achieved	% Achieved
TSHWANE WEST	700230375	8230375	HOËRSKOOL TUINE	5	224	221	98.7	235	223	94.9	202	0	196	97.0
	700910512	8910512	HOLY TRINITY SEC SCHOOL	1	158	153	96.8	103	98	95.1	109	0	106	97.2
	700910553	8910553	IR LESOLANG SEC SCHOOL	1	128	121	94.5	123	119	96.7	195	0	185	94.9
	700240762	8240762	KGADIME MATSEPE SECONDARY	2	149	131	87.9	162	136	84.0	207	31	174	84.1
	700400666	8400666	LEAP SCIENCE AND MATHS SCH D15	-							18	0	14	77.8
	700910895	8910895	LETLOTLO SECONDARY SCHOOL	3	118	94	79.7	83	67	80.7	96	7	69	71.9
	700910794	8910794	LG HOLELE SEC SCHOOL	1	109	106	97.2	60	60	100.0	113	0	107	94.7
	700232348	8232348	LOTUS GARDENS SECONDARY SCHOOL	4	126	114	90.5	108	95	88.0	145	17	118	81.4
	700910961	8910961	MABOPANE SEC SCHOOL	3	225	151	67.1	149	118	79.2	120	9	93	77.5
	700911084	8911084	MAPENANE SECONDARY SCHOOL	1	55	28	50.9	41	28	68.3	59	2	54	91.5
	700910953	8910953	MH BALOYI SEC SCHOOL	1	90	80	88.9	121	78	64.5	100	0	84	84.0
	700911263	8911263	MODIRI SEC SCHOOL	4	183	170	92.9	184	174	94.6	231	18	190	82.3
	700911498	8911498	NGAKA MASEKO SEC SCHOOL	4	188	145	77.1	198	172	86.9	209	47	142	67.9
	700911481	8911481	NICK MPSHE SEC SCHOOL	1	111	88	79.3	70	61	87.1	125	71	64	51.2
	700911556	8911556	NM TSUENE SECONDARY SCHOOL	4	47	40	85.1	56	55	98.2	77	0	70	90.9
	700400271	8400271	NORTWOOD INDEPENDENT HIGH SCHOOL	-	87	68	78.2	94	82	87.2	94	0	85	90.4
	700911609	8911609	PELOTONA SECONDARY SCHOOL	3	152	137	90.1	139	127	91.4	179	18	141	78.8
	700400126	8400126	PRINCESS PARK INDE SCHOOL	-	72	65	90.3	65	53	81.5	58	0	47	81.0
	700232199	8232199	PRINCESS PARK SEC SCHOOL	-	66	66	100.0	47	44	93.6	55	0	55	100.0
	700232454	8232454	PRINSHOFSKOOL	-	13	13	100.0	11	11	100.0	19	0	19	100.0
	700911749	8911749	RANTAILANE SEC SCHOOL	4	197	139	70.6	180	142	78.9	176	61	121	68.8
	700241174	8241174	REITUMETSE SECONDARY SCHOOL	4	330	292	88.5	313	276	88.2	280	18	214	76.4
	700241232	8241232	RUABOHLALE JUNIOR SECONDARY SCHOOL	2	151	126	83.4	109	90	82.6	202	0	153	75.7
700913618	8913618	SEAGENG SECONDARY SCHOOL	1	97	92	94.8	78	75	96.2	102	0	83	81.4	

District Name	EMIS No	Centre No	Centre Name	Quintile	2013			2014			2015			
					Wrote	Achieved	% Achieved	Wrote	Achieved	% Achieved	Wrote	No Progressed	Achieved	% Achieved
TSHWANE WEST	700911984	8911984	SETUMO-KHIBA SEC SCHOOL	4	168	152	90.5	143	84	58.7	146	81	78	53.4
	700400381	8400381	SOSHANGUVE EAST SECONDARY SCHOOL	5				36	26	72.2	122	10	61	50.0
	700400239	8400239	SOSHANGUVE SOUTH SEC	3	150	122	81.3	40	30	75.0	174	5	94	54.0
	700241315	8241315	SOSHANGUVE TECHNICAL CENTRE	3	112	72	64.3	164	48	29.3	56	0	39	69.6
	700912064	8912064	TEBOGWANA SEC SCHOOL	2	108	107	99.1	103	96	93.2	146	14	140	95.9
	700241406	8241406	TIYELELANI SECONDARY SCHOOL	4	119	84	70.6	72	68	94.4	175	33	131	74.9
	700912270	8912270	TSWAING SEC SCHOOL	1	170	152	89.4	78	71	91.0	124	13	116	93.5
	700241547	8241547	WALLMANSTHAL SECONDARY	4	255	214	83.9	205	153	74.6	279	0	216	77.4
	700912338	8912338	WINTERVELDT HIGH SCHOOL	1	100	81	81.0	65	60	92.3	105	8	92	87.6

KwaZulu-Natal



District Name	EMIS No	Centre No	Centre Name	Quintile	2013			2014			2015			
					Wrote	Achieved	% Achieved	Wrote	Achieved	% Achieved	Wrote	No Progressed	Achieved	% Achieved
AMAJUBA	500101343	5213201	AMADADA H	4	71	49	69.0	71	32	45.1	92	0	28	30.4
	500101602	5213202	AMAJUBA H	5	51	50	98.0	43	41	95.3	53	0	51	96.2
	500103045	5213203	AMAZULU H	4	83	71	85.5	118	89	75.4	166	0	119	71.7
	500107744	5213205	BETHAMOYA H	4	120	79	65.8	170	91	53.5	200	63	121	60.5
	500113368	5213206	BUHLEBOMZINYATHI S	3	97	89	91.8	120	89	74.2	219	0	126	57.5
	500114182	5213101	CACAMEZELA S	3	159	136	85.5	186	129	69.4	199	14	164	82.4
	500324971	5213207	CHARLESTOWN H	2	53	41	77.4	54	27	50.0	82	0	38	46.3
	500119880	5213103	DANNHAUSER S	4	89	86	96.6	68	66	97.1	67	7	56	83.6
	500120620	5213208	DEDANGIFUNDE H	3	210	185	88.1	209	130	62.2	343	24	194	56.6
	500122396	5213104	DNC COMBINED	4	31	30	96.8	32	28	87.5	62	0	49	79.0
	500123617	5213209	DUCK PONDS H	4	169	96	56.8	114	77	67.5	167	20	70	41.9
	500130980	5213210	EMALAHLENI COMBINED	4	58	53	91.4	81	43	53.1	77	0	35	45.5
	500132534	5213105	EMFUNDWENI H	3	132	92	69.7	129	93	72.1	176	0	88	50.0
	500139194	5213106	ENZIMANE COMBINED	2	22	9	40.9	43	6	14.0	16	17	4	25.0
	500144707	5213211	FERRUM H	5	176	174	98.9	155	151	97.4	168	0	165	98.2
	500156103	5213212	HLALANATHI H	4	103	76	73.8	147	100	68.0	170	9	130	76.5
	500158434	5213213	HOPE H	5	100	98	98.0	110	106	96.4	85	0	83	97.6
	500161949	5213214	IKHWEZI H	4	93	78	83.9	97	73	75.3	119	9	91	76.5
	500161061	5213108	IMPALA H	3	74	47	63.5	63	39	61.9	125	0	87	69.6
	500162726	5213109	INDONSA S	4	151	131	86.8	134	115	85.8	171	1	152	88.9
	500163059	5213110	INGABADE H	2	42	10	23.8	59	11	18.6	51	1	22	43.1
	500166981	5213111	INZULULWAZI S	2	21	11	52.4	33	10	30.3	37	0	7	18.9
	500447515	5213241	ISABELOSETHU H	2	26	6	23.1	29	5	17.2	36	1	4	11.1
	500168091	5213215	ISIKHALISEZWE H	3	141	114	80.9	219	162	74.0	301	47	150	49.8
	500327781	5213112	ISIPOSEMVELO H	2	93	51	54.8	93	47	50.5	153	71	67	43.8
	500169090	5213242	ISLAMIC COLLEGE NEWCASTLE	-	6	6	100.0	5	5	100.0	9	8	9	100.0
	500440004	5213240	IZAZI S	3	53	34	64.2	64	45	70.3	73	0	39	53.4
	500447552	5213239	KADWA S	2	53	30	56.6	50	31	62.0	66	0	47	71.2
	500185925	5213116	LENGOLA S	2	33	22	66.7	60	37	61.7	46	0	17	37.0
	500186591	5213216	LINCOLN HEIGHTS S	5	225	204	90.7	204	159	77.9	183	0	159	86.9
	500195027	5213117	MALAMBULE S	2	60	56	93.3	68	46	67.6	84	2	69	82.1
	500195878	5213118	MANA H	2	109	83	76.1	200	108	54.0	258	110	94	36.4
	500206645	5213217	MDUMISENI H	4	96	42	43.8	102	44	43.1	123	43	46	37.4
	500214082	5213119	MNYAMANDE S	3	106	86	81.1	116	71	61.2	156	0	88	56.4
500221112	5213120	MUZOKHANYAYO S	3	92	80	87.0	104	80	76.9	110	107	93	84.5	
500221926	5213218	MZAMO H	3	76	69	90.8	180	85	47.2	183	0	77	42.1	
500222407	5213121	MZIWETHU H	3	59	49	83.1	117	41	35.0	143	68	43	30.1	
500223406	5213219	NCANDU COMBINED	1	33	20	60.6	34	16	47.1	48	0	14	29.2	
500226107	5213122	NDWAKAZANA COMBINED	3							19	4	12	63.2	
500226847	5213220	NEWCASTLE H	5	209	200	95.7	227	214	94.3	180	9	176	97.8	

District Name	EMIS No	Centre No	Centre Name	Quintile	2013			2014			2015			
					Wrote	Achieved	% Achieved	Wrote	Achieved	% Achieved	Wrote	No Progressed	Achieved	% Achieved
AMAJUBA	500227513	5213243	NGCAKA COMBINED	2	6	6	100.0	8	8	100.0	13	0	5	38.5
	500230473	5213221	NHLOSOKUHLE S	3	130	82	63.1	162	64	39.5	203	102	70	34.5
	500244903	5213124	OSIZWENI H	4	126	92	73.0	159	91	57.2	227	107	72	31.7
	500246124	5213222	PANORAMA COMBINED	5	115	102	88.7	122	85	69.7	115	0	99	86.1
	500247900	5213125	PHATHAKAHLE H	2	46	42	91.3	62	54	87.1	49	0	36	73.5
	500248307	5213223	PHENDUKANI H	4	315	262	83.2	241	175	72.6	291	13	234	80.4
	500337736	5213224	PHUZUKUBONA PUBLIC S	3	31	7	22.6	28	6	21.4	44	1	15	34.1
	500257076	5213225	SABELA SS	4	232	161	69.4	166	145	87.3	263	0	159	60.5
	500260147	5213227	SEKUSILE SS	4	106	92	86.8	180	104	57.8	202	35	88	43.6
	500260628	5213126	SESIYABONGA H	3	224	165	73.7	190	104	54.7	264	8	139	52.7
	500253117	5213127	SINQOBILE COMBINED	1	7	7	100.0	21	6	28.6	23	13	8	34.8
	500267917	5213128	SIPHUTHANDO PUBLIC COMBINED	3	29	22	75.9	73	29	39.7	55	61	19	34.5
	500269841	5213228	SIYALUNGELWA S	2	26	22	84.6	54	24	44.4	49	0	35	71.4
	500269915	5213229	SIYAMUKELA H	4	218	204	93.6	145	115	79.3	203	0	153	75.4
	500271136	5213230	SIZANANI SS	3	89	53	59.6	73	41	56.2	138	0	44	31.9
	500271395	5213129	SIZIMELE H	2	88	47	53.4	92	43	46.7	82	0	43	52.4
	500105598	5213231	ST LEWIS BERTRANDS S	3	185	163	88.1	229	159	69.4	254	41	164	64.6
	500276538	5213232	ST OSWALDS S	5	213	201	94.4	150	127	84.7	138	0	122	88.4
	500280793	5213130	THATHUNYAWO S	2	115	86	74.8	179	81	45.3	223	28	72	32.3
	500281383	5213131	THEMBALENTSHA H	4	174	119	68.4	195	94	48.2	206	17	100	48.5
	500283346	5213132	THUBELIHLE H	3	121	106	87.6	194	115	59.3	282	0	69	24.5
	500401413	5213233	UMZILIKAZI S	2	56	41	73.2	64	48	75.0	50	0	32	64.0
	500290561	5213234	UTRECHT H	4	28	27	96.4	22	21	95.5	22	0	21	95.5
	500297813	5213133	XOLANI H	3	96	73	76.0	141	89	63.1	169	0	55	32.5
	500318126	5213235	ZAMA S	2	128	127	99.2	128	128	100.0	228	0	222	97.4
	500299626	5213134	ZIBAMBELENI S	3	35	25	71.4	63	39	61.9	79	0	19	24.1
500300588	5213236	ZIPHAKAMISENI H	4	372	284	76.3	213	153	71.8	329	1	236	71.7	
ILEMBE	500101195	5413301	AM MOOLA S	2	37	24	64.9	40	6	15.0	70	0	15	21.4
	500102416	5413201	AMAPHUPHESIZWE S	1	65	45	69.2	80	40	50.0	112	4	55	49.1
	500102675	5413101	AMATIGULU H	3	33	26	78.8	6	5	83.3	49	1	14	28.6
	500320494	5413102	BANGUNI SS	3	54	44	81.5	60	48	80.0	51	0	43	84.3
	500335294	5413302	CHIEF NGONYAMA S	2	59	38	64.4	73	45	61.6	70	0	25	35.7
	500120028	5413103	DARNALL S	4	95	66	69.5	49	38	77.6	73	40	61	83.6
	500334961	5413345	DUMANE COMMERCIAL H	1	24	24	100.0	38	7	18.4	30	10	5	16.7
	500141303	5413202	ESIQHOQHWENI JS	1	11	5	45.5	27	7	25.9	22	0	1	4.5
	500143745	5413203	EZITHABENI S	1	53	41	77.4	72	44	61.1	64	0	61	95.3
	500147556	5413303	GCINIMFUNDO S	1	47	26	55.3	56	38	67.9	63	0	29	46.0
	500147630	5413304	GCINOKUHLE JS	1	14	3	21.4	13	0	0.0	10	0	0	0.0
	500323602	5413305	GIJIMANI S	1	29	26	89.7	34	27	79.4	37	0	25	67.6

District Name	EMIS No	Centre No	Centre Name	Quintile	2013			2014			2015			
					Wrote	Achieved	% Achieved	Wrote	Achieved	% Achieved	Wrote	No Progressed	Achieved	% Achieved
ILEMBE	500149591	5413104	GLENHILLS S	4	233	209	89.7	122	112	91.8	151	0	127	84.1
	500152218	5413105	GROUTVILLE H	3	232	196	84.5	200	163	81.5	228	6	176	77.2
	500443630	5413347	GUZANA S	-	17	7	41.2	19	12	63.2	39	0	24	61.5
	500156251	5413204	HLANGABEZA H	1	63	31	49.2	49	14	28.6	59	2	28	47.5
	500157435	5413306	HLONIPHANI S	2	77	42	54.5	30	20	66.7	59	0	48	81.4
	500157472	5413205	HLONONO S	1	41	40	97.6	74	15	20.3	54	5	8	14.8
	500158989	5413138	HULETT COMBINED	-	14	13	92.9	15	11	73.3	17	0	17	100.0
	500159951	5413206	IKHUSANA COMBINED	1	30	24	80.0	47	9	19.1	60	30	7	11.7
	500320605	5413106	IMBUYISELO S	3	51	38	74.5	46	32	69.6	105	5	30	28.6
	500161283	5413107	IMPOQABULUNGU S	3	213	181	85.0	118	99	83.9	191	30	141	73.8
	500162837	5413307	INDUKWENTSHA S	1	44	32	72.7	1	1	100.0	18	0	1	5.6
	500163318	5413108	INGOBAMAKHOSI S	2	52	38	73.1	53	28	52.8	70	0	21	30.0
	500164206	5413207	INHLOKOZI H	1	20	18	90.0	29	12	41.4	24	0	7	29.2
	500323935	5413208	INKONJANE S	2	18	4	22.2	22	0	0.0	32	0	1	3.1
	500443149	5413139	INKOSI ALBERT LUTHULI S	3	45	24	53.3	64	40	62.5	134	1	36	26.9
	500167425	5413209	ISIBANISEZWE S	1	56	56	100.0	86	58	67.4	63	3	18	28.6
	500167758	5413308	ISIFISOSETHU SS	1	57	38	66.7	27	14	51.9	56	1	17	30.4
	500168387	5413109	ISINYABUSI H	3	185	144	77.8	221	67	30.3	244	1	39	16.0
	500171606	5413210	JONASE H	1	27	20	74.1	22	11	50.0	40	0	14	35.0
	500173604	5413309	KHANYISA S	2	33	26	78.8	21	11	52.4	30	0	16	53.3
	500174233	5413310	KHETHIMFUNDO S	2	56	56	100.0	43	20	46.5	37	2	22	59.5
	500177452	5413211	KRANSKOP H	2	145	83	57.2	134	65	48.5	154	16	55	35.7
	500443704	5413346	KWANGOZA S	1	34	4	11.8	15	15	100.0	41	18	19	46.3
	500183964	5413110	KWAVUSUMUZI H	3	162	127	78.4	184	152	82.6	181	1	117	64.6
	500320568	5413111	LETHITHEMBA S	2	17	5	29.4	15	5	33.3	17	0	2	11.8
	500186258	5413212	LETHUXOLO S	1	24	10	41.7	27	11	40.7	38	0	18	47.4
	500186443	5413311	LIHLITHEMBA S	3	124	111	89.5	182	120	65.9	149	1	94	63.1
	500188589	5413312	LUKHASA S	2	26	9	34.6	58	25	43.1	30	1	18	60.0
	500189884	5413313	MABAYANA S	2	46	22	47.8	97	25	25.8	52	0	28	53.8
	500190476	5413213	MACAPHUNA S	1	10	7	70.0	21	8	38.1	19	0	4	21.1
	500319680	5413112	MADLANGA JS	2	60	13	21.7	36	8	22.2	47	4	12	25.5
	500192659	5413314	MAGUDWINI JS	1	24	22	91.7	25	5	20.0	28	1	9	32.1
	500193584	5413315	MAHLUBE S	2	17	14	82.4	18	9	50.0	16	0	12	75.0
	500335257	5413316	MANABA S	2	16	5	31.3	12	8	66.7	6	0	1	16.7
	500196063	5413113	MANDINI ACADEMY	5	53	50	94.3	35	35	100.0	37	0	36	97.3
	500324009	5413214	MANGCENGEZA JS	1	28	17	60.7	37	8	21.6	47	0	14	29.8
	500302808	5413317	MANZINI S	1	20	2	10.0	28	0	0.0	13	1	2	15.4
	500200503	5413318	MASHIYAMAHLA S	2	136	135	99.3	68	59	86.8	216	0	160	74.1
	500201095	5413215	MASIWELA COMBINED	2	14	9	64.3	18	8	44.4	25	1	6	24.0
	500201872	5413114	MATHUBESIZWE H	3	294	158	53.7	224	128	57.1	265	13	116	43.8
500204351	5413216	MBHEKAPHANSI H	1	55	44	80.0	56	26	46.4	87	0	26	29.9	

District Name	EMIS No	Centre No	Centre Name	Quintile	2013			2014			2015			
					Wrote	Achieved	% Achieved	Wrote	Achieved	% Achieved	Wrote	No Progressed	Achieved	% Achieved
ILEMBE	500205350	5413115	MBUYISELO H	3	67	59	88.1	94	25	26.6	81	2	29	35.8
	500207163	5413217	MEHLOMLUNGU JS	2	76	47	61.8	25	23	92.0	71	0	43	60.6
	500207644	5413218	MENYEZWAYO S	1	13	12	92.3	18	11	61.1	31	0	14	45.2
	500209087	5413116	MGANDENI H	2	62	40	64.5	42	38	90.5	93	0	35	37.6
	500323824	5413219	MQUNGBE S	2	21	20	95.2	38	16	42.1	40	0	26	65.0
	500218411	5413319	MSHIYANE H	1	34	9	26.5	25	1	4.0	40	4	3	7.5
	500219077	5413117	MTHENGENI H	3	89	86	96.6	177	117	66.1	135	2	76	56.3
	500222222	5413320	MZINGEZWI S	1	56	48	85.7	16	16	100.0	77	0	10	13.0
	500323787	5413220	MZOBANZI JS	3	27	16	59.3	36	26	72.2	42	0	25	59.5
	500225589	5413118	NDONDAKUSUKA SS	3	48	19	39.6	43	15	34.9	52	15	13	25.0
	500326599	5413221	NDUKENDE S	1	23	18	78.3	46	22	47.8	22	22	17	77.3
	500227698	5413222	NGCOLOSI S	2	42	36	85.7	43	16	37.2	47	26	8	17.0
	500227661	5413321	NGCONGANGCONGA H	1	41	17	41.5	56	15	26.8	61	0	26	42.6
	500228845	5413223	NGQOKWANE H	1	29	18	62.1	38	20	52.6	50	26	18	36.0
	500228993	5413322	NGUNGWINI S	1	38	24	63.2	46	31	67.4	37	0	18	48.6
	500231250	5413323	NJUBANJUBA S	2	47	37	78.7	60	38	63.3	48	0	33	68.8
	500233359	5413119	NKWENKWEZI S	3	156	138	88.5	184	97	52.7	214	8	47	22.0
	500234839	5413324	NOMBIKA S	3	137	56	40.9	75	57	76.0	118	7	68	57.6
	500235653	5413120	NONHLEVU S	3	230	152	66.1	299	192	64.2	305	2	170	55.7
	500237244	5413325	NQAKATHELA S	2	46	33	71.7	66	36	54.5	44	0	32	72.7
	500239094	5413326	NTABINAMAFUTHA S	2	27	16	59.3	37	11	29.7	20	0	10	50.0
	500245347	5413328	OUR LADY OF THE ROSARY S	2	83	74	89.2	53	46	86.8	61	0	51	83.6
	500335442	5413225	PHAKATHWAYO JS	2	53	27	50.9	42	6	14.3	34	0	16	47.1
	500248492	5413226	PHEZUKOMKHONO H	1	53	37	69.8	63	38	60.3	60	11	28	46.7
	500302882	5413329	PHUZULWAZI S	1	22	5	22.7	16	6	37.5	18	0	5	27.8
	500252081	5413330	QALAKAHLE H	2	97	66	68.0	93	67	72.0	73	0	52	71.2
	500253450	5413331	QINISANI H	2	92	89	96.7	115	68	59.1	100	9	60	60.0
	500253931	5413121	QOQULWAZI S	2	42	29	69.0	51	40	78.4	75	1	48	64.0
	500254375	5413227	QWABE S	1	73	46	63.0	81	36	44.4	90	0	16	17.8
	500100011	5413228	SABUYAZE H	1	89	60	67.4	88	37	42.0	75	21	48	64.0
	500257594	5413229	SAKHISIZWE H	2	54	46	85.2	73	48	65.8	86	41	37	43.0
	500261220	5413122	SHAKASKRAAL S	4	136	110	80.9	101	70	69.3	142	1	68	47.9
	500261701	5413123	SHEKEMBULA H	3	93	57	61.3	60	37	61.7	90	0	47	52.2
	500339919	5413332	SIBONGINHLANHLA S	1	11	10	90.9	12	4	33.3	18	1	8	44.4
500302475	5413230	SIKHONJWA SS	1	36	15	41.7	43	31	72.1	45	0	10	22.2	
500265216	5413124	SIKHUTHELE H	2	60	30	50.0	34	13	38.2	64	2	33	51.6	
500266178	5413333	SIMUNYE S	2	30	29	96.7	11	10	90.9	61	0	8	13.1	
500323639	5413231	SINENHLANHLA S	1	24	22	91.7	35	27	77.1	81	2	49	60.5	
500267584	5413125	SIPHIWE S	1	20	16	80.0	22	9	40.9	23	0	6	26.1	
500267547	5413232	SIPINHLANHLA H	1	19	12	63.2	23	12	52.2	23	9	11	47.8	
500268213	5413334	SISEBENZILE S	3	46	42	91.3	53	44	83.0	61	1	56	91.8	

District Name	EMIS No	Centre No	Centre Name	Quintile	2013			2014			2015			
					Wrote	Achieved	% Achieved	Wrote	Achieved	% Achieved	Wrote	No Progressed	Achieved	% Achieved
ILEMBE	500270174	5413335	SIYAPHUMULA S	2	77	40	51.9	92	33	35.9	63	0	18	28.6
	500271062	5413336	SIZAMISENI S	1	21	8	38.1	20	3	15.0	19	0	3	15.8
	500273356	5413126	SOMSHOKO S	3	55	14	25.5	31	1	3.2	22	3	4	18.2
	500311096	5413344	SONDODA S	2	9	6	66.7	6	1	16.7	10	4	1	10.0
	500274059	5413337	SOTOBHE H	2	24	21	87.5	28	24	85.7	42	3	8	19.0
	500277167	5413127	STANGER H	4	170	166	97.6	137	123	89.8	160	6	136	85.0
	500277315	5413129	STANGER MANOR S	5	347	282	81.3	230	190	82.6	232	4	196	84.5
	500277204	5413128	STANGER ML SULTAN S	5	166	92	55.4	200	100	50.0	257	0	100	38.9
	500277500	5413130	STANGER S	4	206	185	89.8	186	163	87.6	184	2	145	78.8
	500277537	5413131	STANGER SOUTH S	4	131	102	77.9	125	71	56.8	66	2	55	83.3
	500312391	5413233	THANDAYIPHI JS	1	16	11	68.8	30	6	20.0	28	24	1	3.6
	500240389	5413234	THEO HLALANATHI S	1	30	24	80.0	27	24	88.9	23	0	6	26.1
	500283383	5413137	THUKELA S	3	143	110	76.9	89	70	78.7	157	0	104	66.2
	500284900	5413132	TSHANA H	3	54	50	92.6	51	38	74.5	116	21	68	58.6
	500285159	5413133	TSHELENKOSI S	4	168	95	56.5	157	85	54.1	126	13	77	61.1
	500285344	5413235	TSHUTSHUTSHU S	1	63	52	82.5	56	40	71.4	66	42	56	84.8
	500285492	5413134	TUGELA S	5	79	65	82.3	114	81	71.1	84	0	75	89.3
	500335479	5413236	UBUHLEBEMBIZA S	1	9	9	100.0	12	7	58.3	17	1	2	11.8
	500285899	5413338	UBUHLEBESIZWE JS	1	67	55	82.1	69	34	49.3	83	1	43	51.8
	500286121	5413135	UDUMO H	3	129	58	45.0	142	56	39.4	130	0	57	43.8
	500302734	5413237	UKUKHANYAKWEZWE JS	1	57	50	87.7	84	43	51.2	44	46	39	88.6
	500335516	5413339	UKUZAMAKWETHU S	2	12	9	75.0	17	11	64.7	31	5	5	16.1
	500289821	5413238	UMZWANGEDWA H	1	46	33	71.7	50	6	12.0	28	1	18	64.3
	500290746	5413340	UYIKHULU S	1	18	12	66.7	11	1	9.1	20	0	3	15.0
	500291301	5413239	VELANGEZWI H	1	98	49	50.0	66	38	57.6	76	1	33	43.4
	500293188	5413240	VUKILE H	2	197	192	97.5	170	152	89.4	198	0	179	90.4
	500297332	5413342	WOSIYANE S	1	21	6	28.6	18	9	50.0	27	17	5	18.5
	500320642	5413136	ZAKARIYYA MUSLIM	-	34	34	100.0	29	29	100.0	17	0	17	100.0
	500299589	5413241	ZEPHANIA S	2	71	47	66.2	30	27	90.0	68	0	32	47.1
	500301291	5413343	ZULEKA PARUK S	1	8	2	25.0	6	2	33.3	9	0	2	22.2
PINETOWN	500100640	5412101	ALBINI H	4	109	103	94.5	126	100	79.4	126	0	111	88.1
	500101232	5412446	AM MOOLLA SPES NOVA	-							5	2	5	100.0
	500101935	5412301	AMANDLETHU S	3	332	171	51.5	322	170	52.8	375	18	151	40.3
	500102305	5412401	AMAOTI NO 3 COMBINED	3	64	43	67.2	46	38	82.6	65	9	51	78.5
	500102860	5412201	AMATSHEZULU H	3	106	69	65.1	134	76	56.7	133	4	67	50.4
	500493506	5412447	ANCHORLITE COLLEGE - PHOENIX	-	15	9	60.0	24	8	33.3	18	19	9	50.0
	500104525	5412403	AVONFORD S	5	132	97	73.5	141	84	59.6	69	0	40	58.0
	500107078	5412404	BELVERTON S	4	268	226	84.3	173	153	88.4	109	15	94	86.2
	500108891	5412302	BHEKISISA H	4	22	10	45.5	42	19	45.2	59	11	19	32.2
	500249047	5412405	BROOKDALE S	5	92	90	97.8	103	67	65.0	107	0	70	65.4
	500112961	5412406	BUFFELSDALE S	5	93	75	80.6	66	53	80.3	54	0	39	72.2

District Name	EMIS No	Centre No	Centre Name	Quintile	2013			2014			2015			
					Wrote	Achieved	% Achieved	Wrote	Achieved	% Achieved	Wrote	No Progressed	Achieved	% Achieved
PINETOWN	500179080	5412102	BUHLEBEMFUNDO S	4	137	130	94.9	226	166	73.5	165	0	124	75.2
	500339031	5412407	CRAWFORD COLLEGE LA LUCIA	-	112	112	100.0	119	119	100.0	124	0	124	100.0
	500290524	5412408	CRAWFORD NORTH COAST	-	119	119	100.0	116	113	97.4	110	0	108	98.2
	500118807	5412409	CRYSTAL POINT S	5	186	165	88.7	124	113	91.1	113	6	102	90.3
	500119214	5412303	DABEKA S	3	114	59	51.8	159	57	35.8	196	69	61	31.1
	500119436	5412304	DALEVIEW S	5	146	131	89.7	141	100	70.9	101	104	63	62.4
	500120065	5412103	DASSENHOEK H	3	66	53	80.3	87	66	75.9	79	0	52	65.8
	500121064	5412104	DICK NDLOVU H	2	79	43	54.4	77	50	64.9	66	0	41	62.1
	500123210	5412105	DR AD LAZARUS S	5	177	169	95.5	148	134	90.5	144	25	123	85.4
	500184482	5412305	DR JL DUBE H	4	141	109	77.3	118	89	75.4	117	114	99	84.6
	500124246	5412306	DUMEHLEZI H	3	69	52	75.4	86	50	58.1	67	61	37	55.2
	500125800	5412410	EARLINGTON S	5	177	166	93.8	110	95	86.4	85	0	64	75.3
	500125874	5412411	EASTBURY S	5	100	100	100.0	88	81	92.0	91	28	68	74.7
	500144041	5412412	FAIRBREEZE S	4	106	104	98.1	94	90	95.7	97	4	88	90.7
	500144670	5412413	FERNDALE COMBINED	4	138	136	98.6	70	61	87.1	91	76	72	79.1
	500145336	5412414	FORESTHAVEN S	5	50	47	94.0	44	35	79.5	36	2	28	77.8
	500145632	5412106	FULTON SCHOOL FOR THE DEAF	-				6	6	100.0	6	0	6	100.0
	500146631	5412202	GABIGABI SS	3	129	86	66.7	169	97	57.4	143	3	87	60.8
	500148037	5412107	GELOFTE H	4	49	49	100.0	49	49	100.0	51	0	48	94.1
	500149517	5412415	GLENHAVEN S	4	238	215	90.3	132	117	88.6	123	120	93	75.6
	500151700	5412307	GREENBURY S	5	277	276	99.6	264	260	98.5	272	0	268	98.5
	500152255	5412416	GROVE END S	5	105	103	98.1	82	65	79.3	44	7	36	81.8
	500154105	5412417	HAVENPARK S	5	200	191	95.5	131	116	88.5	87	0	77	88.5
	500155178	5412108	HIGHWAY CHRISTIAN ACADEMY	-	21	16	76.2	24	24	100.0	19	0	19	100.0
	500155400	5412109	HILLCREST H	5	200	197	98.5	209	198	94.7	183	39	181	98.9
	500302401	5412308	HILLVIEW S	4	164	154	93.9	180	164	91.1	182	183	165	90.7
	500155992	5412203	HLAHLINDLELA H	3	96	90	93.8	118	88	74.6	90	0	85	94.4
	500211566	5412309	IGUGULABASHA H	4	51	44	86.3	42	30	71.4	190	0	57	30.0
	500160136	5412110	ILANGA S	4	115	96	83.5	110	96	87.3	173	0	109	63.0
	500160469	5412310	IMBEKA S	3	34	15	44.1	27	15	55.6	29	0	16	55.2
	500161616	5412418	INANDA NEWTOWN COMPREHENSIVE	4	155	116	74.8	202	160	79.2	203	0	138	68.0
	500161801	5412311	INANDA SEMINARY S	-	76	76	100.0	73	71	97.3	96	86	96	100.0
	500163540	5412204	INGQUNQULU H	3	48	26	54.2	47	15	31.9	74	1	15	20.3
500163947	5412312	INHHLAKANIPHO H	4	39	36	92.3	90	37	41.1	138	4	72	52.2	
500166315	5412313	INTSHISEKELO S	3	151	118	78.1	173	137	79.2	199	13	141	70.9	
500167499	5412314	ISIBONELO SS	4	148	126	85.1	195	111	56.9	279	12	118	42.3	
500167647	5412205	ISIBUKOZWE H	3	195	149	76.4	98	78	79.6	228	0	97	42.5	
500169053	5412111	ISIZINDA S	3	100	66	66.0	138	76	55.1	157	38	108	68.8	

District Name	EMIS No	Centre No	Centre Name	Quintile	2013			2014			2015			
					Wrote	Achieved	% Achieved	Wrote	Achieved	% Achieved	Wrote	No Progressed	Achieved	% Achieved
PINETOWN	500170607	5412315	JE NDLOVU S	4	41	36	87.8	38	26	68.4	70	0	20	28.6
	500413845	5412316	JG ZUMA H	4	141	141	100.0	148	146	98.6	180	178	165	91.7
	500172790	5412206	KHABAZELA H	4	113	59	52.2	70	62	88.6	147	11	86	58.5
	500173049	5412207	KHAMANGWA S	2	21	15	71.4	35	15	42.9	25	0	9	36.0
	500161690	5412317	KHETHOKUHLE S	4	71	59	83.1	61	34	55.7	105	1	23	21.9
	500176564	5412112	KLOOF H	5	233	229	98.3	230	222	96.5	164	4	160	97.6
	500178821	5412208	KWABAZOTHINI H	3	88	64	72.7	68	56	82.4	72	7	49	68.1
	500178044	5412209	KWADINABAKUBO COMBINED	3	124	75	60.5	95	57	60.0	142	0	79	55.6
	500182706	5412210	KWANTEBENI COMPREHENSIVE H	3	76	60	78.9	58	38	65.5	87	0	63	72.4
	500183853	5412234	KWATHINTWA SCHOOL FOR THE DEAF	-	5	5	100.0	5	5	100.0	5	0	5	100.0
	500184445	5412318	KWESETHU H	4	85	72	84.7	126	93	73.8	163	24	94	57.7
	500185851	5412420	LENAREA S	5	85	85	100.0	115	109	94.8	73	15	56	76.7
	500187331	5412421	LOCKHAT H	3	59	45	76.3	90	37	41.1	111	119	44	39.6
	500188848	5412212	LUPHAPHE H	3	77	39	50.6	49	37	75.5	78	76	5	6.4
	500189107	5412213	LUTHAYI H	3	123	94	76.4	138	121	87.7	213	12	129	60.6
	500302623	5412319	MAGQIBAGQIBA JS	3	36	32	88.9	60	32	53.3	41	0	31	75.6
	500194361	5412320	MAKHAPHA COMBINED	3	47	37	78.7	56	39	69.6	85	0	34	40.0
	500196285	5412321	MANDLENKOSI H	3	248	158	63.7	309	180	58.3	133	0	82	61.7
	500196544	5412346	MANDOSI COMBINED	2	42	26	61.9	76	36	47.4	62	6	25	40.3
	500302845	5412233	MAPHETHETHA H	2	51	44	86.3	89	38	42.7	72	58	28	38.9
	500198357	5412214	MAPHINDA S	2	22	11	50.0	36	12	33.3	24	1	19	79.2
	500306360	5412215	MAQHUTSHANA JS	3	95	48	50.5	78	55	70.5	77	0	42	54.5
	500199430	5412113	MARIANHILL S PRIVATE INDEPENDANT	-	92	92	100.0	86	84	97.7	99	1	99	100.0
	500199578	5412114	MARIANNRIDGE S	3	117	87	74.4	205	140	68.3	144	0	93	64.6
	500333851	5412322	MBHEKI S	3	39	26	66.7	38	27	71.1	67	43	35	52.2
	500206053	5412216	MDEPHA H	3	109	58	53.2	105	49	46.7	188	4	21	11.2
	500214156	5412217	MNYAMENI S	3	87	65	74.7	100	54	54.0	83	1	52	62.7
	500328412	5412422	MOUNT EDGECOMBE PRIVATE	-	13	13	100.0	20	20	100.0	15	1	15	100.0
	500215673	5412423	MOUNTVIEW S	4	266	257	96.6	230	204	88.7	205	0	166	81.0
	500217930	5412323	MQHAWE S	3	169	124	73.4	171	128	74.9	258	36	143	55.4
	500221260	5412324	MVABA H	3	148	133	89.9	155	118	76.1	212	0	128	60.4
	500221852	5412218	MYEKA S	3	82	62	75.6	104	73	70.2	132	0	73	55.3
	500222666	5412325	MZUVELE S	4	148	116	78.4	124	79	63.7	197	0	74	37.6
	500224849	5412116	NDGENGETHO H	4	154	127	82.5	107	93	86.9	182	2	160	87.9
500226736	5412326	NEW RIVER P	3	18	9	50.0	8	1	12.5	21	19	2	9.5	
500227032	5412327	NEWLANDS EAST S	4	157	146	93.0	127	113	89.0	190	0	150	78.9	
500161727	5412328	NHLANHLAYETHU S	3	142	105	73.9	175	83	47.4	183	2	113	61.7	
500250806	5412117	NILGIRI S	3	230	181	78.7	226	189	83.6	255	257	226	88.6	

District Name	EMIS No	Centre No	Centre Name	Quintile	2013			2014			2015			
					Wrote	Achieved	% Achieved	Wrote	Achieved	% Achieved	Wrote	No Progressed	Achieved	% Achieved
PINETOWN	500232693	5412424	NKOSIBOMVU S	3	175	154	88.0	198	161	81.3	294	0	239	81.3
	500232730	5412329	NKOSINATHI S	3	173	143	82.7	132	116	87.9	220	113	191	86.8
	500234025	5412219	NOGUNJWA H	2	214	193	90.2	141	64	45.4	160	12	25	15.6
	500236504	5412425	NORTHMEAD S	5	197	179	90.9	194	146	75.3	134	24	91	67.9
	500237096	5412330	NQABAKAZULU H	4	198	148	74.7	200	124	62.0	276	0	131	47.5
	500239612	5412118	NTEE H	4	99	84	84.8	62	52	83.9	146	143	128	87.7
	500286306	5412331	OHLANGE S	4	93	50	53.8	77	55	71.4	68	0	54	79.4
	500246013	5412426	PALMVIEW S	5	242	238	98.3	184	178	96.7	124	2	118	95.2
	500248159	5412332	PHEMBISIZWE H	4	78	37	47.4	44	37	84.1	99	0	58	58.6
	500248529	5412220	PHEZULU H	3	168	144	85.7	125	61	48.8	221	75	73	33.0
	500340030	5412345	PHOENIX MUSLIM	-	39	38	97.4	39	38	97.4	29	1	28	96.6
	500249195	5412427	PHOENIX S	5	239	232	97.1	204	178	87.3	211	47	139	65.9
	500249232	5412333	PHOENIX TECHNICAL S	5	177	125	70.6	145	110	75.9	173	16	114	65.9
	500250416	5412120	PINETOWN BOYS' H	5	147	132	89.8	138	133	96.4	131	0	121	92.4
	500250490	5412121	PINETOWN GIRLS' H	5	248	248	100.0	259	258	99.6	220	2	217	98.6
	500274133	5412122	RACING & EQUESTRIAN ACADEMY	-	9	9	100.0	6	6	100.0	3	0	3	100.0
	500255115	5412123	RESERVOIR HILLS S	5	136	126	92.6	78	64	82.1	90	1	70	77.8
	500255818	5412221	RIETVALLEI COMBINED	3	57	54	94.7	60	58	96.7	100	5	51	51.0
	500223258	5412138	ROSEWAY WALDORF H	-	17	17	100.0	16	16	100.0	29	1	28	96.6
	500256817	5412428	RYDALPARK S	5	183	176	96.2	131	115	87.8	110	0	82	74.5
	500257187	5412429	SACRED HEART S	4	63	63	100.0	58	53	91.4	78	0	70	89.7
	500258926	5412430	SASTRI PARK S	5	61	36	59.0	50	41	82.0	69	1	38	55.1
	500259814	5412431	SEATIDES COMBINED	5	127	125	98.4	88	88	100.0	91	0	91	100.0
	500323528	5412334	SENZOKWETHU S	3	133	122	91.7	103	93	90.3	135	0	120	88.9
	500264883	5412222	SIKHETHUXOLO H	3	184	95	51.6	298	214	71.8	275	41	149	54.2
	500267399	5412223	SIPHESIHLE H	4	114	101	88.6	97	53	54.6	189	3	58	30.7
	500267362	5412432	SIPHESIHLE S	3	56	43	76.8	77	53	68.8	92	0	53	57.6
	500268472	5412335	SITHABILE S	3	155	101	65.2	208	136	65.4	186	0	79	42.5
	500444518	5412348	SITHANDIMFUNDO S	-	79	61	77.2	74	64	86.5	104	0	70	67.3
	500268768	5412124	SITHENGILE S	4	194	152	78.4	220	165	75.0	207	0	157	75.8
	500268879	5412125	SITHOKOZILE S	5	157	119	75.8	174	121	69.5	161	159	111	68.9
	500269138	5412336	SIVANANDA TECHNICAL H	4	153	125	81.7	138	112	81.2	109	92	65	59.6
	500269656	5412224	SIYAJABULA H	3	130	100	76.9	115	84	73.0	175	0	123	70.3
	500270359	5412337	SIYATHUTHUKA S	4	48	31	64.6	55	41	74.5	101	0	41	40.6
500272875	5412433	SOLVISTA S	5	204	200	98.0	177	173	97.7	149	0	131	87.9	
500001108	5412126	ST JUDE COLLEGE	-				16	4	25.0	8	0	1	12.5	
500306286	5412225	ST JULIUS S	3	110	66	60.0	94	84	89.4	142	7	31	21.8	
500277648	5412434	STANMORE S	5	240	219	91.3	119	94	79.0	106	100	82	77.4	
500407555	5412127	STAR COLLEGE	-	117	117	100.0	84	84	100.0	94	0	94	100.0	
500278462	5412338	SULEMAN PATEL S	3	44	14	31.8	43	32	74.4	62	27	29	46.8	

District Name	EMIS No	Centre No	Centre Name	Quintile	2013			2014			2015			
					Wrote	Achieved	% Achieved	Wrote	Achieved	% Achieved	Wrote	No Progressed	Achieved	% Achieved
PINETOWN	500279757	5412435	TEMPLE VALLEY S	5	130	124	95.4	164	161	98.2	128	0	115	89.8
	500279905	5412226	THABELA H	4	106	50	47.2	62	35	56.5	109	0	38	34.9
	500280238	5412227	THANDAZA H	3	129	107	82.9	79	70	88.6	120	0	100	83.3
	500280571	5412347	THANDOLWESIZWE SP	3	82	55	67.1	98	61	62.2	93	27	39	41.9
	500282273	5412128	THOKOZAMNGANGA H	3	97	41	42.3	98	39	39.8	90	72	28	31.1
	500173345	5412228	THOLULWAZI S	2	83	62	74.7	53	30	56.6	69	1	33	47.8
	500324601	5412129	THORNWOOD S	3	121	38	31.4	119	40	33.6	150	108	56	37.3
	500283309	5412339	THUBALETHU S	2	35	16	45.7	40	24	60.0	54	7	13	24.1
	500284308	5412436	TONGAAT S	4	248	222	89.5	190	174	91.6	165	0	154	93.3
	500249084	5412437	TRENANCE MANOR S	5	148	144	97.3	112	110	98.2	85	0	79	92.9
	500284530	5412438	TRENANCE PARK S	4	161	155	96.3	137	127	92.7	119	70	92	77.3
	500286639	5412229	UKUSA SS	3	96	85	88.5	102	53	52.0	193	32	51	26.4
	500288748	5412130	UMQHELE PUBLIC S	5	161	45	28.0	165	106	64.2	156	0	65	41.7
	500289007	5412340	UMTAPHO H	2	165	150	90.9	232	155	66.8	300	0	186	62.0
	500407999	5412131	USETHUBENI YOUTH	-	45	30	66.7	34	26	76.5	29	26	25	86.2
	500340992	5412230	UXOLOPHAMBILI S	3	64	33	51.6	86	46	53.5	78	72	32	41.0
	500328634	5412440	VERULAM ISLAMIC	-	56	56	100.0	38	37	97.4	27	0	27	100.0
	500291782	5412441	VERULAM S	5	208	203	97.6	219	203	92.7	148	1	123	83.1
	0	5412527	VN NAIK SCHOOL FOR THE DEAF	-							6	0	6	100.0
	500294298	5412341	VUYISWA MTOLO H	4	204	196	96.1	147	112	76.2	191	9	60	31.4
	500294816	5412442	WATERLOO JS	5	122	104	85.2	139	122	87.8	171	0	67	39.2
	500295704	5412443	WESTHAM S	5	71	60	84.5	65	43	66.2	81	0	48	59.3
	500443297	5412139	WESTMEAD S	3	64	47	73.4	65	42	64.6	78	0	41	52.6
	500295852	5412132	WESTVILLE BOYS H	5	246	246	100.0	270	266	98.5	250	6	249	99.6
	500295889	5412133	WESTVILLE GIRLS H	5	230	230	100.0	231	231	100.0	225	225	225	100.0
	500297295	5412444	WOODVIEW S	5	149	130	87.2	109	82	75.2	99	0	79	79.8
	500297369	5412134	WOZAMOYA H	3	105	71	67.6	176	79	44.9	155	47	84	54.2
	500297554	5412135	WYEBANK S	4	232	168	72.4	177	125	70.6	191	194	133	69.6
	500298331	5412342	ZAKHE H	4	179	101	56.4	237	159	67.1	202	230	149	73.8
	500299552	5412343	ZEPH DLOMO S	4	72	52	72.2	111	81	73.0	138	38	99	71.7
	500299922	5412231	ZIFIKELE H	3	87	43	49.4	96	81	84.4	101	98	39	38.6
	500300625	5412136	ZIPHATHELE S	4	65	37	56.9	67	55	82.1	84	5	45	53.6
500300662	5412344	ZIPHEMBELENI S	4	41	31	75.6	34	24	70.6	76	16	54	71.1	
500311577	5412232	ZIZAMELE JS	2	71	57	80.3	62	27	43.5	110	0	33	30.0	
500306249	5412137	ZWELINJANI S	3	74	34	45.9	53	31	58.5	128	23	32	25.0	
SISONKE	500102934	5313101	AMAZABEKO H	2	108	76	70.4	82	74	90.2	125	0	61	48.8
	500106227	5313301	BATLOKOA S	3	11	10	90.9	13	12	92.3	27	0	10	37.0
	500113923	5313102	BUTHATHUBUNYE H	2	51	44	86.3	54	36	66.7	93	12	58	62.4
	500114478	5313201	CARL MALCOMESS H	3	265	180	67.9	244	203	83.2	343	2	298	86.9
	500115662	5313302	CENTOCOW H	2	65	62	95.4	114	65	57.0	104	2	90	86.5
	200501353	5313401	CLYDESDALE SS	2	318	242	76.1	339	222	65.5	250	2	186	74.4

District Name	EMIS No	Centre No	Centre Name	Quintile	2013			2014			2015			
					Wrote	Achieved	% Achieved	Wrote	Achieved	% Achieved	Wrote	No Progressed	Achieved	% Achieved
SISONKE	500424316	5313423	DIEPKLOOF COMBINED	2	36	17	47.2	49	27	55.1	74	0	35	47.3
	500121397	5313303	DINGEKA H	3	115	69	60.0	143	119	83.2	104	0	89	85.6
	500322899	5313125	DINGIZWE JS	1	33	19	57.6	54	28	51.9	50	0	13	26.0
	500308136	5313304	DLANGANI H	2	60	58	96.7	47	46	97.9	44	0	38	86.4
	200500106	5313402	DRC SS	3	114	81	71.1	141	92	65.2	161	125	101	62.7
	500424464	5313422	DULATI COMBINED	2	55	31	56.4	90	41	45.6	62	0	32	51.6
	500124024	5313305	DUMABEZWE H	3	53	39	73.6	57	37	64.9	75	0	50	66.7
	200501435	5313403	DUMAKUDE SS	1	12	11	91.7	12	5	41.7	22	0	15	68.2
	200500180	5313404	EMAUS SS	2	53	43	81.1	76	51	67.1	52	0	30	57.7
	500442557	5313421	EMTSHIBENI S	3	33	22	66.7	97	35	36.1	47	0	28	59.6
	200500204	5313405	ENGWAQA SS	2	123	78	63.4	92	53	57.6	121	0	61	50.4
	500137048	5313306	ENHLANHLENI COMBINED	3	31	27	87.1	31	18	58.1	28	0	21	75.0
	200500207	5313406	ENTSIKENI SS	1	91	88	96.7	70	66	94.3	69	0	64	92.8
	500144263	5313307	FAITH-WAY CHRISTIAN	-	13	13	100.0	17	17	100.0	11	0	11	100.0
	500319532	5313202	FRANKLIN S	3	69	44	63.8	92	53	57.6	160	0	56	35.0
	500322085	5313330	GINYANE H	2	77	40	51.9	66	51	77.3	66	0	38	57.6
	200501469	5313407	GINYIQHINGA COMPREHENSIVE H	2	50	41	82.0	130	56	43.1	82	60	46	56.1
	500148999	5313208	GLEN EDWARD SS	3	81	21	25.9	36	26	72.2	70	0	48	68.6
	500157250	5313103	HLOKOZI H	1	82	60	73.2	68	57	83.8	73	10	52	71.2
	200500136	5313408	IBISI SS	2	161	109	67.7	259	133	51.4	262	7	132	50.4
	500161209	5313104	IMPIYAMANDLA JS	2	54	38	70.4	68	45	66.2	76	6	51	67.1
	500161357	5313105	IMPUNGA S	2	97	93	95.9	113	107	94.7	122	0	94	77.0
	200500322	5313409	INDAWANA SS	1	39	27	69.2	20	18	90.0	34	0	31	91.2
	500170163	5313106	IXOPO H	4	103	99	96.1	115	109	94.8	112	0	108	96.4
	200501390	5313410	JOZANA SS	2	30	27	90.0	66	41	62.1	116	56	54	46.6
	500176897	5313203	KOKSTAD COLLEGE	5	94	91	96.8	98	88	89.8	95	0	90	94.7
	500426055	5313424	KROMHOEK COMBINED	1	50	7	14.0	27	18	66.7	31	0	23	74.2
	500181966	5313308	KWAMVIMBELA S	2	26	23	88.5	32	12	37.5	26	0	10	38.5
	500183779	5313107	KWATHATHANI H	2	69	29	42.0	46	30	65.2	80	0	29	36.3
	200500391	5313411	LADAM SS	1	28	24	85.7	67	41	61.2	42	0	23	54.8
	500337847	5313309	LESHMAN S	2	59	36	61.0	90	14	15.6	87	0	16	18.4
	500187183	5313108	LITTLE FLOWER S	2	136	130	95.6	144	143	99.3	120	0	118	98.3
	200500422	5313412	LOURDES H	1	12	7	58.3	20	8	40.0	30	0	17	56.7
	500188959	5313109	LUSIBALUKHULU H	1	110	72	65.5	101	77	76.2	99	8	47	47.5
	500189033	5313110	LUSWAZI S	1	46	21	45.7	33	17	51.5	59	0	24	40.7
	200500492	5313413	MABANDLA SS	1	60	32	53.3	44	19	43.2	55	0	21	38.2
	500191475	5313310	MADULINI S	1	37	18	48.6	22	7	31.8	33	0	3	9.1
	500193288	5313311	MAHLAHLA S	1	45	37	82.2	58	22	37.9	71	0	28	39.4
	500195952	5313312	MANDADLA H	2	41	18	43.9	31	10	32.3	22	0	14	63.6
	500196470	5313313	MANDLEZIZWE S	2	53	30	56.6	59	38	64.4	37	0	28	75.7

District Name	EMIS No	Centre No	Centre Name	Quintile	2013			2014			2015			
					Wrote	Achieved	% Achieved	Wrote	Achieved	% Achieved	Wrote	No Progressed	Achieved	% Achieved
SISONKE	500199615	5313111	MARIATHAL COMBINED	2	144	132	91.7	122	98	80.3	187	0	151	80.7
	500308210	5313112	MASAMENI S	2	57	47	82.5	47	40	85.1	59	0	42	71.2
	500308247	5313113	MAVANGANA S	2	27	15	55.6	14	13	92.9	27	0	15	55.6
	500206090	5313314	MDINGI H	2	50	34	68.0	29	18	62.1	33	0	32	97.0
	500426721	5313425	MFULAMHLE COMBINED	2	33	29	87.9	56	36	64.3	67	0	54	80.6
	500215340	5313204	MOUNT CURRIE S	4	163	118	72.4	158	130	82.3	226	19	146	64.6
	500337810	5313315	MQULELA JS	2	14	8	57.1	13	8	61.5	12	0	3	25.0
	200500779	5313414	MSUDUKENI SS	2	99	92	92.9	133	78	58.6	131	0	96	73.3
	200500800	5313415	MTHWANE SS	2	70	56	80.0	107	14	13.1	57	0	46	80.7
	500223813	5313114	NCOMANI H	2	105	77	73.3	106	68	64.2	100	0	81	81.0
	500224035	5313316	NDABAKAZIBUZWA S	1	72	33	45.8	36	23	63.9	56	0	32	57.1
	500224405	5313317	NDABISEKHAYA H	2	26	24	92.3	22	21	95.5	18	0	6	33.3
	500224738	5313115	NDELA S	2	38	33	86.8	40	34	85.0	49	0	44	89.8
	500228512	5313318	NGONYAMA H	2	15	15	100.0	11	11	100.0	22	0	22	100.0
	500234247	5313116	NOKWEJA S	2	68	57	83.8	107	56	52.3	155	0	60	38.7
	200500931	5313416	NOMPUMELELO SS	1	69	32	46.4	84	38	45.2	84	0	58	69.0
	500235727	5313117	NONKWENKWANA S	2	25	20	80.0	32	19	59.4	40	4	14	35.0
	500308432	5313118	NTABANE H	2	130	51	39.2	93	90	96.8	100	0	66	66.0
	500239057	5313319	NTABENDE S	2	63	36	57.1	26	21	80.8	71	0	40	56.3
	500241055	5313320	NTWASAHLOBO S	2	20	10	50.0	26	5	19.2	31	0	15	48.4
	500249380	5313328	PHOLELA PUBLIC H	3	82	69	84.1	104	84	80.8	101	2	80	79.2
	500254301	5313321	QULASHE COMBINED	1	40	19	47.5	13	9	69.2	18	0	8	44.4
	500308284	5313329	RALPH HARDINGHAM S	1	59	30	50.8	95	28	29.5	84	0	35	41.7
	500308321	5313322	RAMAROBI S	1							10	0	1	10.0
	200501066	5313417	RIETVLEI SS	3	156	130	83.3	206	139	67.5	168	55	141	83.9
	500448588	5313211	SHAYAMOYA AREA S	3	160	117	73.1	205	150	73.2	304	10	205	67.4
	500323010	5313119	SINEVUSO S	2	71	56	78.9	68	28	41.2	92	0	31	33.7
	200501423	5313418	SINGISI COMP H	2	50	27	54.0	48	24	50.0	42	0	26	61.9
	500268065	5313323	SIQHOZA S	1	29	13	44.8	23	17	73.9	22	0	14	63.6
	500271469	5313120	SIZISIZWE S	1	101	54	53.5	69	47	68.1	74	0	34	45.9
	500271950	5313324	SKOFILL S	1	36	14	38.9	72	23	31.9	58	0	16	27.6
	500273874	5313325	SONYONGWANA H	2	95	70	73.7	55	38	69.1	137	67	58	42.3
	500281237	5313121	THELAMUVA H	2	24	21	87.5	29	19	65.5	45	0	23	51.1
	500281866	5313205	THIBANE COMBINED	1	14	6	42.9	17	4	23.5	14	0	7	50.0
	500286676	5313123	UKUTHULA S	2	73	71	97.3	41	37	90.2	70	0	23	32.9
	500294964	5313127	WEBBSTOWN	2	73	31	42.5	81	30	37.0	55	0	21	38.2
	500298479	5313326	ZAKHEZULU H	2	11	10	90.9	23	1	4.3	26	0	3	11.5
	200501407	5313419	ZAMOKUHLE SS	1	35	14	40.0	40	17	42.5	48	0	32	66.7
	500299367	5313327	ZASHUKE H	1	41	32	78.0	44	34	77.3	35	0	26	74.3
	200501346	5313420	ZWELINZIMA SS	2	95	73	76.8	160	89	55.6	135	0	81	60.0

District Name	EMIS No	Centre No	Centre Name	Quintile	2013			2014			2015			
					Wrote	Achieved	% Achieved	Wrote	Achieved	% Achieved	Wrote	No Progressed	Achieved	% Achieved
UGU	500308358	5312101	BHANOYI S	2	83	73	88.0	100	77	77.0	77	0	63	81.8
	500108262	5312102	BHEKAMANDELU H	1	12	8	66.7	28	16	57.1	19	19	18	94.7
	500108373	5312103	BHEKAMEVA H	2	75	53	70.7	54	40	74.1	35	32	10	28.6
	500337218	5312202	BHEKI S	2	130	95	73.1	166	92	55.4	191	1	110	57.6
	500111481	5312104	BONGUZWANE S	2	147	61	41.5	98	35	35.7	125	1	30	24.0
	500113257	5312144	BUHLEBETHU H	1	99	93	93.9	100	99	99.0	100	0	95	95.0
	500115921	5312301	CHARLES HLENGWA H	3	16	3	18.8	11	1	9.1	15	7	0	0.0
	500119584	5312302	DALISIZO H	1	26	7	26.9	12	5	41.7	20	0	4	20.0
	500123543	5312105	DUBANDLELA H	2	39	29	74.4	47	33	70.2	70	10	16	22.9
	500125615	5312203	DWALALESIZWE H	1	56	21	37.5	53	4	7.5	58	1	9	15.5
	500146520	5312204	ECEKEZA S	1	108	65	60.2	117	72	61.5	145	0	85	58.6
	500129944	5312106	ELWAZI H	2	51	20	39.2	43	6	14.0	66	1	8	12.1
	500401450	5312332	EMGANGENI S	2	11	4	36.4	9	2	22.2	17	0	8	47.1
	500143634	5312205	EZINQOLENI JS	2	85	74	87.1	73	69	94.5	83	0	74	89.2
	500146483	5312206	GABANGEZWE S	1	79	62	78.5	50	32	64.0	143	0	68	47.6
	500146816	5312207	GALENI H	4	106	73	68.9	99	60	60.6	151	0	80	53.0
	500146853	5312208	GAMALAKHE COMMERCIAL H	4	157	131	83.4	87	56	64.4	103	56	86	83.5
	500289747	5312261	GEORGE MBHELE H	3	51	37	72.5	30	21	70.0	41	3	22	53.7
	500150405	5312145	GOBUME H	1	98	53	54.1	82	53	64.6	101	0	67	66.3
	500152514	5312303	GUGULESIZWE S	3	142	131	92.3	179	142	79.3	140	0	102	72.9
	500153069	5312209	HAFULENI SS	2	86	72	83.7	144	113	78.5	241	29	129	53.5
	500153846	5312210	HARDING S	4	127	105	82.7	113	95	84.1	141	0	118	83.7
	500156954	5312337	HLENGIWE S	3	44	24	54.5	48	30	62.5	61	36	39	63.9
	500163762	5312211	INGWEMABALA COMPREHENSIVE H	3	121	101	83.5	99	80	80.8	88	1	64	72.7
	500322825	5312112	INKOSI U-MDIBANISO COMPREHENSIVE H	2	138	91	65.9	118	77	65.3	129	0	43	33.3
	500165464	5312113	INQOLOBANE JS	1	21	9	42.9	17	12	70.6	21	24	13	61.9
	500166907	5312304	INYONEMHLOPHE S	2	34	22	64.7	26	6	23.1	27	28	9	33.3
	500168313	5312114	ISINAMUVA H	2	53	34	64.2	40	36	90.0	81	0	49	60.5
	500171569	5312212	JOLWAYO S	2	120	62	51.7	95	86	90.5	178	0	86	48.3
	500173419	5312115	KHANYA H	2	70	40	57.1	35	32	91.4	45	0	31	68.9
	500173900	5312116	KHATHI H	2	24	17	70.8	61	35	57.4	53	49	33	62.3
	500178858	5312146	KWABHAVU H	1	38	35	92.1	47	25	53.2	87	16	12	13.8
	500179376	5312147	KWAFICA H	2	176	118	67.0	128	91	71.1	175	1	78	44.6
	500179783	5312305	KWAHLUZINGQONDO S	2	83	73	88.0	67	60	89.6	134	0	88	65.7
	500178229	5312306	KWABABULA H	2	22	18	81.8	41	29	70.7	22	1	15	68.2
	500180745	5312215	KWAMASOSHA H	3	94	77	81.9	127	86	67.7	193	1	125	64.8
	500183002	5312335	KWAPHIKAZIWA S	2	18	9	50.0	20	10	50.0	22	22	6	27.3
	500189218	5312119	LUTHULI H	4	244	134	54.9	272	142	52.2	232	1	157	67.7
	500190180	5312120	MABIYA SS	1	41	24	58.5	29	22	75.9	65	10	34	52.3

District Name	EMIS No	Centre No	Centre Name	Quintile	2013			2014			2015			
					Wrote	Achieved	% Achieved	Wrote	Achieved	% Achieved	Wrote	No Progressed	Achieved	% Achieved
UGU	500190328	5312121	MABUTHELA H	1	69	37	53.6	31	27	87.1	64	57	49	76.6
	500193103	5312264	MAHELANE S	1	97	58	59.8	72	45	62.5	101	0	57	56.4
	500194213	5312217	MAKHANDA H	3	104	90	86.5	91	77	84.6	133	1	100	75.2
	500337144	5312122	MALUSI H	2	52	51	98.1	65	57	87.7	90	1	39	43.3
	500196914	5312123	MANGQUZUKA H	2	180	127	70.6	133	104	78.2	106	0	75	70.8
	500199171	5312218	MARBURG S	5	252	239	94.8	198	192	97.0	206	3	200	97.1
	500429866	5312267	MARGATE MIDDLE SCHOOL	3	45	42	93.3	27	25	92.6	58	1	56	96.6
	500203426	5312219	MASHESHA JS	-				36	18	50.0	59	1	36	61.0
	500203204	5312149	MAYIYANA H	1	42	31	73.8	64	45	70.3	62	1	40	64.5
	500203685	5312220	MBAMBI H	2	126	100	79.4	105	67	63.8	125	9	65	52.0
	500204832	5312221	MBONWA S	2	185	81	43.8	84	71	84.5	190	1	82	43.2
	500205128	5312222	MBUSI H	2	61	52	85.2	87	66	75.9	93	0	73	78.5
	500319051	5312223	MCUSHWA JS	1	72	48	66.7	48	43	89.6	87	0	45	51.7
	500206164	5312224	MDLANGASWA H	2	100	99	99.0	105	96	91.4	118	0	104	88.1
	500206201	5312225	MDLANGATHI S	2	103	51	49.5	113	80	70.8	209	15	85	40.7
	500206534	5312226	MDULASHI JS	2	132	76	57.6	158	70	44.3	161	11	82	50.9
	500342842	5312227	MERLEWOOD S	3	144	133	92.4	158	127	80.4	157	0	86	54.8
	500208643	5312125	MFIMFITHA H	1	15	9	60.0	13	11	84.6	23	9	3	13.0
	500209050	5312126	MGAMULE H	2	67	39	58.2	40	23	57.5	84	2	24	28.6
	500209716	5312228	MGUDLWA H	2	30	21	70.0	27	18	66.7	22	3	14	63.6
	500212898	5312230	MLONDE H	2	96	85	88.5	90	86	95.6	147	2	122	83.0
	500223776	5312268	MLOTSHWA SECONDARY	-	34	31	91.2	65	30	46.2	73	0	36	49.3
	500307840	5312307	MNCINDO H	1	23	21	91.3	35	29	82.9	29	24	11	37.9
	500213453	5312127	MNGOMENI H	1	18	15	83.3	29	22	75.9	39	6	21	53.8
	500217856	5312128	MQHAKAMA H	2	88	75	85.2	123	93	75.6	102	7	81	79.4
	500218559	5312231	MSHWESHWE H	3	101	85	84.2	96	87	90.6	152	0	81	53.3
	500219669	5312233	MTHUSI H	2	165	146	88.5	127	112	88.2	125	16	98	78.4
	500220113	5312150	MTUMASELI H	1	39	25	64.1	31	10	32.3	33	0	13	39.4
	500220335	5312129	MTWALUME H	1	158	142	89.9	129	121	93.8	211	0	154	73.0
	500213860	5312234	MTWANUNGAMIZWE H	1	34	14	41.2	38	19	50.0	42	1	14	33.3
	500221556	5312151	MVUTHULUKA S	1	25	23	92.0	27	22	81.5	32	0	24	75.0
	500223036	5312130	NANI JS	2	55	44	80.0	87	40	46.0	65	1	21	32.3
	500223739	5312236	NCIYA H	2	60	43	71.7	86	64	74.4	63	0	42	66.7
	500232360	5312237	NKONKA H	3	106	80	75.5	107	84	78.5	124	1	96	77.4
	500233433	5312238	NOBAMBA H	3	105	52	49.5	84	61	72.6	125	31	70	56.0
	500234765	5312333	NOMAZWE H	1	20	18	90.0	21	16	76.2	23	23	8	34.8
	500234876	5312239	NOMBUSO H	2	120	119	99.2	145	141	97.2	207	3	173	83.6
	500238761	5312131	NTABALUKHOZI H	1	31	29	93.5	17	14	82.4	22	21	14	63.6
	500243682	5312240	OLWANDLE H	3	83	72	86.7	94	84	89.4	126	3	94	74.6

District Name	EMIS No	Centre No	Centre Name	Quintile	2013			2014			2015			
					Wrote	Achieved	% Achieved	Wrote	Achieved	% Achieved	Wrote	No Progressed	Achieved	% Achieved
UGU	500342361	5312241	OXFORD INTERNATIONAL H	-	88	85	96.6	52	42	80.8	41	0	35	85.4
	500248011	5312242	PHATHWA S	3	102	90	88.2	136	109	80.1	129	1	83	64.3
	500248788	5312308	PHINDAVELE H	2	125	70	56.0	144	76	52.8	165	4	55	33.3
	500251119	5312243	PORT SHEPSTONE H	5	248	244	98.4	244	240	98.4	234	0	230	98.3
	500442594	5312244	PORT SHEPSTONE INTERNATIONAL H	-	46	12	26.1	16	6	37.5	10	1	10	100.0
	500251156	5312245	PORT SHEPSTONE ISLAMIC	-	22	22	100.0	17	17	100.0	24	0	24	100.0
	500251267	5312246	PORT SHEPSTONE S	4	176	168	95.5	157	156	99.4	148	0	137	92.6
	500252784	5312247	QHINQA H	2	96	70	72.9	99	65	65.7	144	4	56	38.9
	500253302	5312309	QIKO H	1	48	46	95.8	50	28	56.0	46	48	29	63.0
	500325008	5312310	ROBERT HLONGWA S	3	40	23	57.5	36	24	66.7	22	22	17	77.3
	500256521	5312311	ROSEVILLE S	5	187	167	89.3	184	140	76.1	167	5	109	65.3
	500257853	5312336	SAMUEL MKHIZE H	1	30	21	70.0	25	2	8.0	40	0	8	20.0
	500339771	5312312	SANYWANA H	1	23	14	60.9	28	21	75.0	49	49	15	30.6
	500258667	5312313	SAPHUMULA SS	1							66	2	14	21.2
	500259518	5312314	SCOTTBURGH H	5	103	102	99.0	88	86	97.7	90	1	86	95.6
	500260036	5312248	SEHOLE COMBINED	4	131	115	87.8	81	71	87.7	120	2	100	83.3
	500263181	5312132	SIBINGIMFUNDO H	2	92	71	77.2	74	43	58.1	88	35	51	58.0
	500259259	5312133	SIBONGUJEKE JS	1	12	10	83.3	8	4	50.0	11	11	10	90.9
	500263255	5312134	SIBONGUMFEKA SS	2	20	8	40.0	22	4	18.2	47	1	5	10.6
	500263514	5312136	SIBUKOSETHU H	2	28	23	82.1	19	13	68.4	28	0	12	42.9
	500263773	5312315	SIBUYILE SS	1	26	23	88.5	22	22	100.0	30	30	26	86.7
	500264618	5312316	SIHLE H	2	234	103	44.0	152	79	52.0	246	0	94	38.2
	500264772	5312249	SIKANISWENI S	2	59	48	81.4	71	47	66.2	110	48	63	57.3
	500266622	5312317	SINGELE H	3	38	34	89.5	49	38	77.6	58	0	39	67.2
	500334739	5312250	SINOMUSA S	2	82	57	69.5	117	71	60.7	107	1	53	49.5
	500267140	5312318	SIPHAPHEME H	1	120	105	87.5	115	97	84.3	187	0	140	74.9
	500267325	5312319	SIPHEPHILE S	2	30	22	73.3	16	6	37.5	40	1	9	22.5
	500268398	5312251	SISTER JOANS H	3	117	87	74.4	159	99	62.3	112	0	77	68.8
	500278018	5312138	SITHOKOZILE JS	2	60	41	68.3	37	22	59.5	111	14	39	35.1
	500269064	5312320	SITHUTHUKILE S	1	27	27	100.0	23	17	73.9	24	0	10	41.7
	500269175	5312321	SIVELILE JS	1	46	27	58.7	52	30	57.7	48	0	15	31.3
	500270100	5312253	SIYAPHAMBILI S	2	119	87	73.1	78	51	65.4	154	0	93	60.4
	500271173	5312140	SIZANAYO H	2	15	6	40.0	21	4	19.0	11	0	7	63.6
500342805	5312322	SIZATHINA JS	1	54	54	100.0	34	33	97.1	58	1	31	53.4	
500271617	5312323	SIZOPHUMELELA H	2	88	58	65.9	51	43	84.3	127	6	68	53.5	
500342472	5312254	SOUTH COAST ACADEMY	-	54	43	79.6	37	31	83.8	43	0	39	90.7	
500274392	5312265	SOZABE H	3	52	42	80.8	47	25	53.2	81	0	36	44.4	
500276131	5312256	ST MARTIN DE PORRES COMPREHENSIVE	-							5	0	1	20.0	

District Name	EMIS No	Centre No	Centre Name	Quintile	2013			2014			2015			
					Wrote	Achieved	% Achieved	Wrote	Achieved	% Achieved	Wrote	No Progressed	Achieved	% Achieved
UGU	500278277	5312257	SUID-NATAL H	5	64	60	93.8	76	58	76.3	52	6	47	90.4
	500278351	5312324	SUKAMUVA H	1	28	20	71.4	42	29	69.0	64	1	38	59.4
	500340770	5312258	THE WOODS	-	37	29	78.4	59	35	59.3	30	1	25	83.3
	500281792	5312142	THEMBUZULU S	2	37	21	56.8	30	28	93.3	44	1	26	59.1
	500282088	5312259	THOBIGUNYA H	2	88	76	86.4	70	57	81.4	110	2	77	70.0
	500282606	5312260	THOLIMFUNDO S	2	131	95	72.5	98	65	66.3	115	3	76	66.1
	500328188	5312325	THOLISU S	1	39	36	92.3	33	29	87.9	22	22	17	77.3
	500328597	5312334	UMZINTO ISLAMIC	-	39	33	84.6	20	17	85.0	28	0	27	96.4
	500289562	5312327	UMZINTO S	5	230	200	87.0	213	160	75.1	187	9	136	72.7
	500293780	5312328	VUMANDABA S	3	38	27	71.1	44	24	54.5	94	1	26	27.7
	500444000	5312266	WESBURY COLLEGE OF SCIENCE	-	28	28	100.0	43	43	100.0	66	0	53	80.3
	500299737	5312143	ZIBONELE JS	2	84	58	69.0	82	66	80.5	158	2	77	48.7
	500300847	5312330	ZITHOKOZISE H	3	38	23	60.5	68	36	52.9	69	14	19	27.5
	500301476	5312263	ZUZICEBO H	2	55	35	63.6	52	33	63.5	67	14	35	52.2
	UMGUNGUNDLOVU	500100788	5311301	ALEXANDRA H	5	193	193	100.0	208	201	96.6	189	1	178
500101676		5311329	AMAKHOLWA S	3	106	61	57.5	99	61	61.6	101	0	42	41.6
500103563		5311302	ARTHUR BLAXALL	-	14	14	100.0	15	15	100.0	14	0	14	100.0
500103674		5311401	ASANDE S	2	64	43	67.2	67	40	59.7	86	0	63	73.3
500103933		5311201	ASIBEMUNYE H	3	113	68	60.2	126	77	61.1	105	0	47	44.8
500104044		5311202	ASITHUTHUKE COMBINED	3	7	4	57.1	10	8	80.0	17	0	4	23.5
500105561		5311101	BANQOBILE H	3	95	84	88.4	114	77	67.5	96	0	67	69.8
500109261		5311402	BHEKUXIMBA H	3	129	119	92.2	111	100	90.1	199	1	118	59.3
500111333		5311303	BONGUDUNGA S	3	99	57	57.6	76	56	73.7	91	0	71	78.0
500340733		5311241	BROOKBY LEARNING PROJECT	-				1	1	100.0	1	0	0	0.0
500305435		5311204	C21 PRIVATE	-	19	15	78.9	20	18	90.0	14	0	8	57.1
500114700		5311205	CARTER H	5	189	186	98.4	209	203	97.1	204	0	202	99.0
500116291		5311403	CHIBELIHLE COMBINED	2	56	41	73.2	72	42	58.3	57	0	39	68.4
500328299		5311330	CHISTLEHURST ACADEMICS & ARTS	-	7	7	100.0	9	9	100.0	7	0	6	85.7
500227735		5311304	CONGCO H	2	38	19	50.0	56	32	57.1	29	2	22	75.9
500117919		5311102	COOL AIR S	4	84	69	82.1	47	34	72.3	90	0	41	45.6
500342731		5311206	COPEVILLE S	3	108	75	69.4	91	56	61.5	165	0	77	46.7
500119251		5311207	DABULAMANZI COMBINED	1	29	22	75.9	25	7	28.0	34	0	13	38.2
500122914		5311208	DOORNKLOOF COMBINED	3	32	11	34.4	22	5	22.7	31	9	6	19.4
500125023		5311209	DUNVERIA S	5	72	69	95.8	86	76	88.4	94	0	74	78.7
500125726		5311103	DWENGU H	2	23	23	100.0	22	22	100.0	32	0	6	18.8
500125985		5311305	EASTWOOD S	4	294	230	78.2	239	203	84.9	240	0	175	72.9
500429792	5311146	EBUNGUNI H	2	31	14	45.2	15	14	93.3	38	0	24	63.2	

District Name	EMIS No	Centre No	Centre Name	Quintile	2013			2014			2015			
					Wrote	Achieved	% Achieved	Wrote	Achieved	% Achieved	Wrote	No Progressed	Achieved	% Achieved
UMGUNGUNDLOVU	500126873	5311210	EDENDALE TECHNICAL H	4	212	181	85.4	167	152	91.0	228	0	181	79.4
	500128945	5311104	EKUPHOLENI H	3	18	11	61.1	24	16	66.7	22	0	10	45.5
	500132867	5311211	EMINYEZANENI S	4	51	32	62.7	106	28	26.4	139	1	26	18.7
	500135420	5311404	EMZAMWENI H	3	115	106	92.2	91	86	94.5	137	0	126	92.0
	500141895	5311212	ESTHER PAYNE SMITH S	5	88	61	69.3	83	45	54.2	79	0	44	55.7
	500143782	5311105	EZULWINI COMBINED	1							30	1	16	53.3
	500145854	5311306	FUNDOKUHLE S	4	150	69	46.0	140	101	72.1	120	0	75	62.5
	500146187	5311106	FUNUNDU H	2	15	10	66.7	13	9	69.2	14	0	4	28.6
	500146742	5311107	GAJU S	2	20	2	10.0	9	5	55.6	15	0	10	66.7
	500147445	5311108	GCEWU S	1	20	16	80.0	23	12	52.2	24	1	7	29.2
	500148296	5311109	GEORGENAU COMBINED	4	56	52	92.9	68	44	64.7	70	1	46	65.7
	500148333	5311307	GEORGETOWN S	3	73	48	65.8	68	60	88.2	85	0	78	91.8
	500150294	5311405	GOBINDLOVU COMPREHENSIVE H	3	128	78	60.9	49	34	69.4	156	0	100	64.1
	500150331	5311110	GOBIZEMBE H	3	53	40	75.5	99	49	49.5	56	0	30	53.6
	500154364	5311213	HAYTHORNE S	5	281	259	92.2	260	220	84.6	213	0	173	81.2
	500154512	5311214	HEATHER S	5	344	328	95.3	230	211	91.7	196	0	181	92.3
	500154771	5311215	HERITAGE ACADEMY	-	41	40	97.6	32	31	96.9	27	0	26	96.3
	500158471	5311147	HOPE VALLEY FARM	1	3	2	66.7	1	1	100.0	13	0	12	92.3
	500158619	5311216	HOWICK H	5	94	93	98.9	93	93	100.0	96	1	96	100.0
	500158730	5311217	HOWICK S	4	62	62	100.0	93	93	100.0	84	0	82	97.6
	500158915	5311308	HUBA H	2	56	42	75.0	55	36	65.5	76	96	44	57.9
	500101158	5311332	ICESA CITY CAMPUS PMB	-				5	2	40.0	2	0	1	50.0
	500181818	5311309	IKUSASELIHLE H	2	252	185	73.4	216	145	67.1	210	0	162	77.1
	500312724	5311406	IMBALI JS	2	7	7	100.0	7	7	100.0	17	0	11	64.7
	500161505	5311407	IMVUNULO S	3	84	61	72.6	87	74	85.1	174	0	73	42.0
	500312354	5311310	INDALA H	3	154	107	69.5	268	100	37.3	183	0	72	39.3
	500163466	5311111	INGQAYIZIVELE JS	2	21	13	61.9	21	12	57.1	18	0	16	88.9
	500163577	5311408	INGQWANGELE H	3	43	39	90.7	24	22	91.7	41	2	37	90.2
	500164095	5311112	INHLANHLAYABEBHUZE H	3	88	62	70.5	57	16	28.1	44	0	24	54.5
	500164428	5311218	INJOLOBA S	3	126	106	84.1	118	93	78.8	123	0	104	84.6
	500165649	5311409	INSIKA JS	3	49	42	85.7	17	16	94.1	26	0	7	26.9
	500493062	5311334	INTUTION COLLEGE PMB	-	2	1	50.0	15	8	53.3	25	0	12	48.0
	500492840	5311336	ISIBANI ACADEMY	-	60	19	31.7	69	22	31.9	59	0	20	33.9
	500169127	5311114	ISMONT H	2							15	1	4	26.7
500170681	5311219	JABULA COMBINED	3	17	14	82.4	23	13	56.5	23	0	9	39.1	
500173752	5311220	KHARINA S	5	245	240	98.0	202	195	96.5	198	0	189	95.5	
500174011	5311115	KHAYELIHLE H	2	43	21	48.8	27	18	66.7	37	0	20	54.1	
500177674	5311410	KHULEKONKE S	3	100	58	58.0	143	81	56.6	181	0	73	40.3	

District Name	EMIS No	Centre No	Centre Name	Quintile	2013			2014			2015			
					Wrote	Achieved	% Achieved	Wrote	Achieved	% Achieved	Wrote	No Progressed	Achieved	% Achieved
UMGUNGUNDLOVU	500181337	5311411	KWAMNCANE H	3	111	34	30.6	45	39	86.7	216	35	25	11.6
	500182891	5311311	KWAPATA S	3	187	134	71.7	215	159	74.0	226	1	133	58.8
	500184778	5311412	LADUMA H	3	68	55	80.9	57	49	86.0	58	0	35	60.3
	500185259	5311413	LANGALAKHE H	3	79	43	54.4	66	47	71.2	61	0	48	78.7
	500185629	5311414	LANGSYDE	-	72	70	97.2	94	82	87.2	97	0	86	88.7
	500186998	5311221	LINPARK H	5	115	89	77.4	90	76	84.4	107	1	80	74.8
	500188330	5311415	LUGAJU JS	2	36	33	91.7	27	27	100.0	23	0	18	78.3
	500189070	5311416	LUTHANDO H	2	41	31	75.6	37	34	91.9	31	0	26	83.9
	500190254	5311144	MABOMVINI COMBINED	1	18	18	100.0	18	18	100.0	29	0	20	69.0
	500191253	5311116	MADLANYOKA H	2	39	4	10.3	33	29	87.9	36	0	12	33.3
	500191697	5311417	MAFAHLENI H	2	28	13	46.4	27	9	33.3	32	0	16	50.0
	500305398	5311312	MARION H	-	50	28	56.0	12	4	33.3	10	0	3	30.0
	500199800	5311313	MARITZBURG COLLEGE	5	225	224	99.6	235	232	98.7	232	0	229	98.7
	500325968	5311222	MARITZBURG MUSLIM	-	60	60	100.0	62	62	100.0	53	0	53	100.0
	500200947	5311117	MASIJABULE H	2	134	120	89.6	154	123	79.9	152	0	139	91.4
	500200984	5311418	MASIMDUMISE JS	3	25	14	56.0	20	10	50.0	19	0	7	36.8
	500201391	5311118	MATATANE S	2	90	57	63.3	90	55	61.1	131	0	85	64.9
	500312761	5311419	MATOMELA H	2	99	87	87.9	109	101	92.7	82	0	81	98.8
	500203278	5311119	MAYIZEKANYE H	1	19	13	68.4	32	13	40.6	15	0	11	73.3
	500203389	5311420	MAZWENDODA SS	2	77	56	72.7	80	29	36.3	98	0	54	55.1
	500203611	5311120	MBAMBANGALO H	3	100	50	50.0	110	57	51.8	100	0	40	40.0
	500205831	5311421	MCONJWANA H	2	181	175	96.7	170	144	84.7	166	0	142	85.5
	500205905	5311121	MCOSELELI S	3	36	32	88.9	41	32	78.0	41	0	37	90.2
	500207015	5311314	MEHLOKAZULU S	4	120	76	63.3	83	77	92.8	177	0	121	68.4
	500211344	5311145	MJELE S	2	62	43	69.4	5	5	100.0	64	0	9	14.1
	500211936	5311315	MKHOBENI H	3	50	21	42.0	28	19	67.9	44	0	34	77.3
	500189662	5311316	ML SULTAN PMB S	5	179	170	95.0	202	177	87.6	165	0	148	89.7
	500213046	5311422	MLUNGISI S	3	81	55	67.9	78	39	50.0	116	9	45	38.8
	500216006	5311423	MPANDE H	3	80	61	76.3	77	40	51.9	91	0	49	53.8
	500216487	5311123	MPHELANDABA S	3	33	32	97.0	31	21	67.7	46	0	26	56.5
	500217153	5311124	MPOLWENI S	3	71	64	90.1	95	74	77.9	75	0	61	81.3
	500217264	5311223	MPOPHOMENI S	3	168	143	85.1	113	88	77.9	158	0	125	79.1
	500218633	5311424	MSIMUDE H	3	57	49	86.0	50	38	76.0	53	0	38	71.7
	500312021	5311224	MSUNDUZI FINISHING	-	38	15	39.5	26	12	46.2	38	0	16	42.1
	500219262	5311425	MTHOLANGQONDO S	2	29	18	62.1	22	21	95.5	34	0	24	70.6
	500324157	5311125	MTHULI SS	2	87	61	70.1	108	79	73.1	136	0	86	63.2
	500220927	5311126	MUZIKAWUTHANDWA H	2	18	17	94.4	26	25	96.2	29	0	6	20.7
	500227328	5311127	NGANGEZWE H	3	76	53	69.7	67	51	76.1	83	0	64	77.1
	500227587	5311427	NGCEDOMHLOPHE H	3	77	71	92.2	94	77	81.9	109	2	66	60.6
	500230029	5311428	NHLATHIMBE S	2	15	14	93.3	16	7	43.8	17	0	13	76.5
500230991	5311225	NIZAMIA ISLAMIC	-	48	46	95.8	45	43	95.6	50	0	50	100.0	
500318792	5311317	NOMASWAZI H	-	185	151	81.6	136	111	81.6	146	0	121	82.9	

District Name	EMIS No	Centre No	Centre Name	Quintile	2013			2014			2015			
					Wrote	Achieved	% Achieved	Wrote	Achieved	% Achieved	Wrote	No Progressed	Achieved	% Achieved
UMGUNGUNDLOVU	500235283	5311128	NONDENISA S	2	143	105	73.4	106	83	78.3	147	0	90	61.2
	500236134	5311226	NORTHBURY PARK S	5	251	240	95.6	202	179	88.6	143	17	115	80.4
	500236763	5311227	NOTTINGHAM ROAD COMBINED	1	37	32	86.5	47	33	70.2	38	0	30	78.9
	500237984	5311129	NSIKAKAZI H	1	16	2	12.5	36	16	44.4	27	1	0	0.0
	500337884	5311318	NSIKAYETHU S	4	204	151	74.0	189	163	86.2	115	0	93	80.9
	500238354	5311130	NSONGENI S	1	12	9	75.0	13	9	69.2	13	0	10	76.9
	500241906	5311228	NYONITHWELE S	3	110	101	91.8	135	118	87.4	91	4	85	93.4
	500244015	5311229	ONVERWAG COMBINED	2	26	11	42.3	41	7	17.1	48	0	13	27.1
	500492951	5311335	OXFORD COLLEGE	-	6	3	50.0	56	9	16.1	12	0	5	41.7
	500248048	5311429	PHAYIPHINI S	4	110	81	73.6	74	63	85.1	71	0	56	78.9
	500250342	5311319	PIETERMARITZBURG GIRLS' H	5	230	230	100.0	224	224	100.0	223	0	222	99.6
	500253894	5311430	QOQISIZWE H	3	74	60	81.1	132	63	47.7	212	16	57	26.9
	500254671	5311230	RAISETHORPE S	5	313	307	98.1	214	210	98.1	220	0	215	97.7
	500255633	5311320	RICHMOND COMBINED	5	88	60	68.2	77	57	74.0	79	0	62	78.5
	500256632	5311231	RUSSEL H	5	99	98	99.0	95	94	98.9	80	0	79	98.8
	500260258	5311131	SENZAKAHLE S	2	28	21	75.0	33	6	18.2	14	8	3	21.4
	500260443	5311132	SENZOSABASHA S	2	5	4	80.0	5	2	40.0	6	0	5	83.3
	500261442	5311431	SHAYABANTU H	3	55	51	92.7	70	54	77.1	75	0	33	44.0
	500262589	5311438	SIBANESIHLE H	3	49	37	75.5	33	30	90.9	66	0	8	12.1
	500263218	5311232	SIBONGUMBOMVU COMBINED	4	23	23	100.0	21	19	90.5	27	0	27	100.0
	500263292	5311133	SIBONGUMUSA H	2	102	54	52.9	158	33	20.9	107	0	53	49.5
	500265105	5311134	SIKHULILE S	2	36	36	100.0	11	11	100.0	46	0	19	41.3
	500265179	5311432	SIKHULULIWE S	3	55	48	87.3	53	34	64.2	62	0	46	74.2
	500265660	5311233	SILVER HEIGHTS S	5	140	129	92.1	165	147	89.1	112	2	110	98.2
	500266067	5311433	SIMINZA H	2	42	9	21.4	17	12	70.6	19	0	12	63.2
	500268139	5311321	SIQONGWENI S	4	97	85	87.6	100	95	95.0	147	0	122	83.0
	500269619	5311322	SIYAHLOMULA S	3	120	87	72.5	118	74	62.7	68	0	42	61.8
	500269952	5311434	SIYANDA S	3	135	120	88.9	134	106	79.1	126	0	75	59.5
	500270507	5311435	SIYAZAMA S	2	67	36	53.7	51	25	49.0	54	0	32	59.3
	500272320	5311234	SMERO S	3	120	93	77.5	80	69	86.3	148	0	104	70.3
	500272468	5311323	SOBANTU S	3	87	63	72.4	92	66	71.7	112	22	62	55.4
	500226477	5311135	ST JOSEPHS S	3	40	38	95.0	40	24	60.0	39	0	14	35.9
	500278388	5311324	SUKUMA COMPREHENSIVE	4	84	66	78.6	144	132	91.7	113	4	68	60.2
	500279128	5311136	SWAYIMANA H	2	48	31	64.6	106	51	48.1	60	0	51	85.0
	500279794	5311235	TENDELA COMBINED	3	15	7	46.7	17	12	70.6	10	0	5	50.0
	500282347	5311137	THOKOZWAYO S	2	28	28	100.0	24	24	100.0	46	0	23	50.0
	500304806	5311138	THOLIZWE S	2	66	52	78.8	40	36	90.0	98	0	84	85.7
	500275169	5311139	THUTHUKISA S	1	44	43	97.7	36	22	61.1	6	0	0	0.0
	500284863	5311140	TRUSTFEED COMBINED	3	61	32	52.5	45	19	42.2	62	0	19	30.6

District Name	EMIS No	Centre No	Centre Name	Quintile	2013			2014			2015			
					Wrote	Achieved	% Achieved	Wrote	Achieved	% Achieved	Wrote	No Progressed	Achieved	% Achieved
UMGUNGUNDLOVU	500288378	5311325	UMLULAMA S	3	106	58	54.7	84	61	72.6	88	0	54	61.4
	500289118	5311237	UMTHOMBO S	4	29	19	65.5	34	14	41.2	30	1	21	70.0
	500289192	5311436	UMTHOQOTHO H	3	142	137	96.5	146	123	84.2	211	0	115	54.5
	500443926	5311333	UMVUZO S	3	91	50	54.9	94	62	66.0	117	0	72	61.5
	500289969	5311141	UNOBHALA H	3	55	53	96.4	78	39	50.0	56	0	52	92.9
	500292633	5311238	VOORTREKKER H	5	120	117	97.5	124	117	94.4	112	1	108	96.4
	500294594	5311142	WARTBURG-KIRCHDORF	4	54	53	98.1	49	48	98.0	47	0	47	100.0
	500295778	5311239	WESTON AGRICULTURAL COLLEGE	4	45	43	95.6	29	24	82.8	31	0	28	90.3
	500296370	5311331	WILLOWFOUNTAIN INTERMEDIATE	3	43	27	62.8	31	22	71.0	46	0	26	56.5
	500297184	5311240	WOODLANDS S	5	239	222	92.9	159	139	87.4	162	1	137	84.6
	500298109	5311143	YISE H	2	31	30	96.8	28	22	78.6	34	0	20	58.8
	500344174	5311326	ZAKHE AGRICULTURAL COLLEGE	-	15	14	93.3	17	16	94.1	26	0	25	96.2
	500298775	5311327	ZAMAZULU S	4	154	99	64.3	119	101	84.9	185	0	110	59.5
	500299774	5311328	ZIBUKEZULU TECHNICAL	4	31	21	67.7	42	21	50.0	75	4	28	37.3
	500301550	5311437	ZUZULWAZI JS	3	14	14	100.0	20	10	50.0	20	0	14	70.0
UMKHANYAKUDE	500442779	5111353	ADVENT HOPE CHRISTIAN	-	17	13	76.5	18	13	72.2	34	2	30	88.2
	500101824	5111201	AMANDLA H	2	55	52	94.5	44	43	97.7	115	0	96	83.5
	500310874	5111202	AMANDLETHU JS	2	56	39	69.6	71	41	57.7	82	1	60	73.2
	500103970	5111101	ASIPHIKELELE S	2	43	33	76.7	24	21	87.5	36	0	25	69.4
	500108706	5111203	BHEKINDLELA H	3	33	25	75.8	33	22	66.7	53	0	28	52.8
	500109446	5111301	BHEVULA H	1	54	40	74.1	83	29	34.9	102	0	44	43.1
	500109890	5111302	BHUKWANA H	1	77	28	36.4	59	34	57.6	71	0	40	56.3
	500110297	5111303	BIVA COMBINED	2	67	54	80.6	52	45	86.5	48	0	43	89.6
	500319939	5111102	BONGA S	1	73	68	93.2	42	40	95.2	92	0	23	25.0
	500113553	5111103	BUKIMVELO H	1	66	55	83.3	99	43	43.4	68	0	19	27.9
	500119029	5111104	CWAKEME S	2	65	65	100.0	53	45	84.9	104	47	35	33.7
	500443334	5111149	DLILANGA S	3	52	28	53.8	75	58	77.3	116	0	108	93.1
	500411144	5111204	DUMANGEZE S	1	81	56	69.1	52	49	94.2	90	8	63	70.0
	500131942	5111305	EMBETHA S	-							18	0	7	38.9
	500132349	5111153	EMCHAKWENI HIGH	3							68	1	53	77.9
	500135013	5111105	EMTHULASIZWE H	2	37	29	78.4	19	16	84.2	41	0	17	41.5
	500139416	5111106	EQAKWINI H	1	61	53	86.9	74	40	54.1	85	1	62	72.9
	500311022	5111307	ESIGEDENI JS	1	42	30	71.4	44	16	36.4	46	0	31	67.4
	500141118	5111308	ESIPHONDWENI H	1	59	46	78.0	64	44	68.8	102	0	74	72.5
	500141340	5111107	ESIQIWINI S	2	75	47	62.7	74	42	56.8	95	0	28	29.5
	500143190	5111309	EZIBUKWENI S	2	135	122	90.4	115	95	82.6	136	0	115	84.6
	500143227	5111108	EZIFUNDENI H	1	68	22	32.4	69	40	58.0	92	0	30	32.6
	500316572	5111205	EZINHLABENI S	1	92	66	71.7	92	72	78.3	98	0	93	94.9
500339586	5111206	GAMULA JS	1	20	12	60.0	21	16	76.2	23	0	12	52.2	

District Name	EMIS No	Centre No	Centre Name	Quintile	2013			2014			2015			
					Wrote	Achieved	% Achieved	Wrote	Achieved	% Achieved	Wrote	No Progressed	Achieved	% Achieved
UMKHANYAKUDE	500320124	5111109	GILONKI S	1	29	26	89.7	36	31	86.1	49	9	26	53.1
	500150479	5111110	GODLOZA H	2	62	45	72.6	56	26	46.4	79	7	22	27.8
	500153439	5111207	HAMBISANANI H	2	111	99	89.2	131	109	83.2	152	0	124	81.6
	500442150	5111349	HHOYE S	-							30	0	27	90.0
	500333777	5111310	HLAZAZANE JS	2	23	21	91.3	25	18	72.0	23	0	11	47.8
	500162985	5111208	IDUNDUBALA S	2	45	15	33.3	23	5	21.7	39	0	3	7.7
	500171088	5111311	IGUGU LESIZWE S	2	208	152	73.1	226	126	55.8	306	0	209	68.3
	500160062	5111111	IKUSASALETHU S	2	157	146	93.0	146	131	89.7	194	0	157	80.9
	500163725	5111209	INGWAVUMA H	2	98	87	88.8	81	61	75.3	95	0	73	76.8
	500147926	5111312	INJULA COMBINED	2	63	49	77.8	82	33	40.2	73	0	42	57.5
	500167684	5111210	ISICELOSETHU H	2	120	103	85.8	90	69	76.7	151	24	100	66.2
	500168535	5111211	ISIPHOSETHU SS	2	73	57	78.1	45	25	55.6	93	0	41	44.1
	500310467	5111212	ISIVUNGU VUNGU JS	1	56	34	60.7	37	20	54.1	61	12	29	47.5
	500169238	5111112	ISOLESIZWE SS	1	61	29	47.5	39	23	59.0	53	0	32	60.4
	500327376	5111213	JEVU JS	2	119	112	94.1	115	91	79.1	155	4	101	65.2
	500310911	5111313	JKIJELA JS	2	58	51	87.9	49	42	85.7	68	9	49	72.1
	500400525	5111261	JOHN WESLEY KOSI BAY PRIVATE	-	64	54	84.4	52	52	100.0	46	0	46	100.0
	500310948	5111314	JUSTICE NXUMALO S	1	81	58	71.6	73	62	84.9	108	0	78	72.2
	500304917	5111214	KHOBONGO JS	1	23	11	47.8	25	17	68.0	26	2	9	34.6
	500448847	5111151	KINGDOM CHRISTIAN COLLEGE	-	33	33	100.0	41	41	100.0	42	0	38	90.5
	500177637	5111113	KUFEZEKILE S	1	73	64	87.7	83	69	83.1	145	0	58	40.0
	500309764	5111315	KWABAMBA JS	2	62	34	54.8	51	20	39.2	27	0	17	63.0
	500178969	5111114	KWABULAWAYO S	2	40	31	77.5	24	9	37.5	43	20	38	88.4
	500179524	5111317	KWAGIBA H	2	73	41	56.2	118	99	83.9	230	0	133	57.8
	500178118	5111115	KWAGXABA S	1	36	6	16.7	41	3	7.3	25	0	16	64.0
	500185481	5111216	LANGELIHLE H	1	55	45	81.8	48	46	95.8	65	0	47	72.3
	500186369	5111318	LIFALETHU S	2	51	21	41.2	45	9	20.0	17	0	12	70.6
	500441669	5111255	LUBELO S	2	27	27	100.0	21	17	81.0	33	2	28	84.8
	500446220	5111254	LUBHOKO COMPREHENSIVE H	1	51	47	92.2	53	53	100.0	44	0	44	100.0
	500189773	5111319	MABANDLENI H	1	78	48	61.5	116	68	58.6	106	0	70	66.0
	500310134	5111320	MADLAKA JS	2	22	15	68.2	24	13	54.2	29	3	18	62.1
	500191586	5111116	MADWALENI S	2	80	69	86.3	109	81	74.3	117	0	75	64.1
	500194398	5111321	MAKHASA H	2	58	47	81.0	32	20	62.5	65	1	45	69.2
	500194916	5111322	MALABELA JS	1	78	33	42.3	47	32	68.1	56	0	24	42.9
500309912	5111217	MALOBENI H	1	27	23	85.2	35	23	65.7	77	14	28	36.4	
500197025	5111323	MANGWAZANA S	2	34	26	76.5	24	21	87.5	39	0	28	71.8	
500309949	5111218	MANHLENGA JS	1	13	11	84.6	20	15	75.0	39	0	4	10.3	
500310023	5111324	MANKENKE JS	1	21	18	85.7	24	18	75.0	46	2	27	58.7	
500325304	5111325	MANTINTI H	1	26	19	73.1	14	12	85.7	26	7	11	42.3	

District Name	EMIS No	Centre No	Centre Name	Quintile	2013			2014			2015			
					Wrote	Achieved	% Achieved	Wrote	Achieved	% Achieved	Wrote	No Progressed	Achieved	% Achieved
UMKHANYAKUDE	500200170	5111219	MASHALAZA H	1	135	99	73.3	130	95	73.1	102	0	81	79.4
	500200799	5111117	MASIBONISANE S	2	177	141	79.7	197	171	86.8	211	0	162	76.8
	500202464	5111220	MAVELA H	1	192	142	74.0	140	106	75.7	199	18	151	75.9
	500202649	5111326	MAVUSO H	1	38	29	76.3	44	33	75.0	53	0	29	54.7
	500202908	5111118	MAWOMBE S	2	48	31	64.6	45	24	53.3	64	0	29	45.3
	500204721	5111119	MBONGENI H	1	48	16	33.3	27	14	51.9	29	0	13	44.8
	500204869	5111120	MBOPHA H	3	122	113	92.6	173	132	76.3	188	0	120	63.8
	500206127	5111221	MDLADLA H	1	70	31	44.3	54	33	61.1	63	0	46	73.0
	500304362	5111327	MDOLOMBA JS	2	51	44	86.3	27	18	66.7	52	0	35	67.3
	500206497	5111328	MDUKU H	2	93	70	75.3	124	78	62.9	172	54	110	64.0
	500206919	5111121	MDUNGANDLOVU H	2	63	61	96.8	36	31	86.1	79	0	47	59.5
	500209864	5111122	MGWAZENI S	3	91	65	71.4	169	122	72.2	210	0	104	49.5
	500210641	5111223	MHLUPHEKI JS	1	53	36	67.9	45	30	66.7	56	0	42	75.0
	500211455	5111329	MJINDI S	1	69	43	62.3	69	38	55.1	73	0	45	61.6
	500211640	5111123	MKHALIPHI H	1	92	75	81.5	111	76	68.5	153	0	99	64.7
	500314426	5111224	MLINGO H	2	44	18	40.9	23	4	17.4	45	0	6	13.3
	500213083	5111330	MMEMEZI S	2	51	42	82.4	53	30	56.6	66	0	30	45.5
	500213120	5111124	MMISO H	2	51	20	39.2	36	11	30.6	68	0	14	20.6
	500213675	5111331	MNTANENKOSI H	1	71	67	94.4	56	54	96.4	104	0	95	91.3
	500215229	5111332	MOSES ZIKHALI S	2	68	56	82.4	57	50	87.7	78	0	60	76.9
	500216857	5111333	MPIYAKHE H	2	100	52	52.0	50	43	86.0	65	0	61	93.8
	500218374	5111334	MSHANGUZANA H	1	36	31	86.1	22	16	72.7	28	0	16	57.1
	500309875	5111225	MSHUDU JS	1	76	68	89.5	66	48	72.7	105	0	57	54.3
	500218744	5111226	MSIYANE H	2	52	42	80.8	60	51	85.0	92	0	47	51.1
	500441484	5111352	MTHAMBALALA S	1	27	19	70.4	29	16	55.2	55	0	32	58.2
	500327598	5111227	MTHANTI COMMERCIAL AND TECHNICAL S	2	127	35	27.6	46	36	78.3	150	0	50	33.3
	500219854	5111228	MTSHAKELA H	1	59	44	74.6	71	41	57.7	78	0	46	59.0
	500327265	5111229	MTSHELEKWANE S	1	29	24	82.8	19	19	100.0	34	0	29	85.3
	500334776	5111152	MTUBA CHRISTIAN ACADEMY	-							4	1	4	100.0
	500443556	5111148	MTUBATUBA H	3	43	32	74.4	63	52	82.5	64	1	51	79.7
	500220372	5111335	MTWAZI COMBINED	3	52	48	92.3	84	62	73.8	63	0	55	87.3
	500442187	5111260	MVUZOMUHLE S	3	37	7	18.9	43	15	34.9	26	2	9	34.6
	500441891	5111257	MZIBULI S	1	32	16	50.0	19	14	73.7	39	0	25	64.1
	500222999	5111230	NAMANENI H	1	83	78	94.0	120	90	75.0	166	0	112	67.5
500223147	5111231	NANSINDLELA COMBINED	4	25	19	76.0	34	25	73.5	55	0	28	50.9	
500336996	5111125	NDABAZAMANINA H	1	30	25	83.3	35	21	60.0	62	4	22	35.5	
500224331	5111126	NDABEZIPEHZULU S	1	42	26	61.9	48	18	37.5	45	22	12	26.7	
500224590	5111232	NDAMKANE H	2	34	26	76.5	43	36	83.7	37	0	30	81.1	
500225034	5111127	NDIMANDE H	1	72	48	66.7	39	33	84.6	98	0	49	50.0	

District Name	EMIS No	Centre No	Centre Name	Quintile	2013			2014			2015			
					Wrote	Achieved	% Achieved	Wrote	Achieved	% Achieved	Wrote	No Progressed	Achieved	% Achieved
UMKHANYAKUDE	500225959	5111233	NDUMO S	2	62	47	75.8	59	52	88.1	146	52	78	53.4
	500227476	5111234	NGAZINI JS	2	32	18	56.3	29	21	72.4	41	0	25	61.0
	500227809	5111128	NGBEZA H	2	62	46	74.2	68	43	63.2	87	0	38	43.7
	500229807	5111336	NHLAMBANYATHI JS	2	13	7	53.8	13	10	76.9	20	0	7	35.0
	500341362	5111235	NHLANGE JS	2	48	45	93.8	33	28	84.8	54	0	46	85.2
	500310393	5111236	NHLANHLIVELE JS	1	26	12	46.2	22	19	86.4	24	0	13	54.2
	500230214	5111129	NHLIZIYO S	2	51	38	74.5	56	33	58.9	38	0	26	68.4
	500446183	5111347	NKANYISO S	1	26	18	69.2	15	3	20.0	17	0	10	58.8
	500232064	5111130	NKODIBE S	3	203	149	73.4	165	138	83.6	160	0	120	75.0
	500443593	5111150	NKOMBOSE S	3	31	28	90.3	66	51	77.3	124	0	77	62.1
	500232545	5111131	NKOSANA H	2	96	80	83.3	70	51	72.9	121	20	73	60.3
	500307396	5111132	NKOSIKAYINGANGATHI S	2	48	40	83.3	50	38	76.0	56	0	50	89.3
	500233544	5111337	NOBIYA H	2	32	24	75.0	34	17	50.0	34	0	20	58.8
	500233692	5111237	NODINEKA JS	1	111	99	89.2	114	94	82.5	168	0	141	83.9
	500234617	5111133	NOMATHIYA S	3	148	114	77.0	158	90	57.0	211	7	102	48.3
	500235357	5111134	NONDUMISO S	2	84	35	41.7	76	56	73.7	79	0	38	48.1
	500236689	5111238	NOTHANDO H	1	74	58	78.4	89	60	67.4	104	4	47	45.2
	500326044	5111239	NQOBIZAZI JS	2	58	34	58.6	38	28	73.7	57	0	24	42.1
	500237836	5111240	NSALAMANGA H	1	80	67	83.8	50	47	94.0	90	0	61	67.8
	500239205	5111135	NTAMINEMIDWA H	1	20	13	65.0	23	5	21.7	40	0	5	12.5
	500310541	5111338	NTSHINGWAYO S	2	23	9	39.1	19	13	68.4	17	0	3	17.6
	500240759	5111339	NTSINDE COMMERCIAL H	2	36	16	44.4	17	4	23.5	25	0	24	96.0
	500309986	5111241	NYAMANE S	2	81	70	86.4	75	50	66.7	66	7	46	69.7
	500248973	5111136	PHIWAMANDLA S	1	56	35	62.5	44	29	65.9	53	0	22	41.5
	500441965	5111263	PHUMLANI S	2	24	23	95.8	39	31	79.5	74	0	33	44.6
	500250083	5111242	PHUNGAZA H	1	171	54	31.6	129	43	33.3	211	120	50	23.7
	500310430	5111243	QOSHAMA SS	2	32	27	84.4	30	25	83.3	38	11	30	78.9
	500325045	5111340	SANLASENKOSI S	2	34	16	47.1	26	16	61.5	15	0	14	93.3
	500261553	5111244	SHAYINA H	2	88	54	61.4	95	59	62.1	158	1	77	48.7
	500261849	5111245	SHENGEZA H	1	92	59	64.1	63	40	63.5	143	24	52	36.4
	500307433	5111137	SHIYINKOSI S	3	63	48	76.2	61	43	70.5	75	0	51	68.0
	500262848	5111246	SIBHAMU H	1	68	56	82.4	84	67	79.8	52	0	47	90.4
	500307470	5111138	SIBONGASONKE JS	1	39	35	89.7	40	37	92.5	79	0	68	86.1
	500324675	5111139	SILETHUKUKHANYA H	3	99	67	67.7	117	94	80.3	147	6	125	85.0
	500266548	5111341	SINETHEZEKILE COMBINED	2	229	208	90.8	309	281	90.9	343	32	328	95.6
	500267695	5111140	SIPHOSABADLET SHE H	1	60	60	100.0	84	66	78.6	162	0	95	58.6
	500341325	5111247	SITHEMBINHLANHLA S	1	80	58	72.5	41	33	80.5	97	0	63	64.9
	500442076	5111256	SIYAKHULA S	-							58	0	19	32.8
	500445998	5111348	SIYAPHAMBILI S	2	23	18	78.3	68	26	38.2	49	36	22	44.9
	500270211	5111141	SIYAQALA S	2	68	39	57.4	54	39	72.2	77	0	39	50.6

District Name	EMIS No	Centre No	Centre Name	Quintile	2013			2014			2015			
					Wrote	Achieved	% Achieved	Wrote	Achieved	% Achieved	Wrote	No Progressed	Achieved	% Achieved
UMKHANYAKUDE	500270655	5111142	SIYELULAMA H	2	74	38	51.4	76	44	57.9	128	0	51	39.8
	500271025	5111248	SIZAMINQUBEKO COMBINED	2	54	40	74.1	60	50	83.3	56	0	48	85.7
	500273060	5111143	SOMFULA S	2	120	102	85.0	110	95	86.4	132	0	94	71.2
	500277722	5111249	STAR OF THE SEA H	2	84	84	100.0	76	73	96.1	105	0	99	94.3
	500313945	5111342	SUKASAMBE JS	1	33	28	84.8	35	15	42.9	38	19	7	18.4
	500281163	5111144	THEKELISULWAZI S	2	50	32	64.0	38	26	68.4	36	0	8	22.2
	500283050	5111250	THONGWANA JS	1	84	81	96.4	91	90	98.9	185	0	136	73.5
	500283457	5111145	THULASIBONE H	1	43	20	46.5	49	17	34.7	54	0	7	13.0
	0	5111262	UBOMBO TECHNICAL & COMMERCIAL	-	313	278	88.8	394	346	87.8	487	7	437	89.7
	500287305	5111146	UMFOLOZI H	4	159	133	83.6	187	140	74.9	207	42	127	61.4
	500307655	5111147	VEZOBALA JS	2	71	54	76.1	63	59	93.7	149	0	69	46.3
	500293003	5111343	VUKANI-BANTWANA H	1	69	39	56.5	70	55	78.6	70	3	46	65.7
	500310800	5111251	VULAKWENILE JS	2	87	76	87.4	67	62	92.5	155	0	84	54.2
	500442002	5111258	ZAMINTUTHUKO S	1	55	54	98.2	75	37	49.3	69	0	31	44.9
	500299256	5111252	ZANDLAZETHU H	2	93	75	80.6	87	71	81.6	203	0	108	53.2
	500299515	5111344	ZENZELENI S	2	85	54	63.5	82	71	86.6	79	0	72	91.1
	500442039	5111350	ZIMELE S	-							34	0	11	32.4
	500301143	5111253	ZOMBIZWE H	2	16	16	100.0	18	18	100.0	27	7	27	100.0
	500325267	5111346	ZWILENKOSI JS	1				22	4	18.2	12	0	10	83.3
	UMLAZI	500305916	5411301	ADAMS COLLEGE	4	242	237	97.9	160	149	93.1	157	0	157
500442631		5411243	AFRICAN VISION S	-	69	13	18.8	99	19	19.2	84	0	16	19.0
500100085		5411101	AJ MWELASE S	4	61	41	67.2	84	55	65.5	119	0	70	58.8
500187368		5411201	AL-FALAAH COLLEGE	-	86	86	100.0	79	79	100.0	68	0	68	100.0
500102231		5411302	AMANZIMTOTI H	5	141	139	98.6	132	126	95.5	131	1	131	100.0
500489991		5411250	ANCHORLITE INDEPENDENT	-	54	18	33.3	43	12	27.9	46	1	24	52.2
500103304		5411102	APOLLO S	5	215	206	95.8	101	91	90.1	90	0	78	86.7
500103526		5411103	ARENA PARK S	5	244	238	97.5	179	167	93.3	165	0	160	97.0
500104118		5411104	ASOKA S	4	152	132	86.8	126	78	61.9	85	0	61	71.8
500104451		5411512	AVOCA SECONDARY SCHOOL	5							158	0	112	70.9
500106745		5411203	BECHET S	5	236	209	88.6	162	148	91.4	184	0	156	84.8
500400821		5411256	BLUFF CHRISTIAN ACADEMY	-				12	12	100.0	8	0	8	100.0
500110889		5411204	BONELA S	4	149	120	80.5	171	106	62.0	176	0	97	55.1
500112295		5411105	BRETTONWOOD H	5	176	164	93.2	117	92	78.6	161	0	136	84.5
500112480		5411106	BRINDHAVAN S	4	120	110	91.7	118	98	83.1	113	1	66	58.4
500113775		5411205	BURNWOOD S	5	159	150	94.3	124	102	82.3	185	3	113	61.1
500489880		5411146	CAMELOT COLLEGE	-				7	5	71.4	8	0	7	87.5
500115625		5411206	CENTENARY S	5	234	216	92.3	180	153	85.0	175	2	144	82.3
500116069		5411303	CHARLES SABELO H	3	60	45	75.0	68	31	45.6	83	0	29	34.9

District Name	EMIS No	Centre No	Centre Name	Quintile	2013			2014			2015			
					Wrote	Achieved	% Achieved	Wrote	Achieved	% Achieved	Wrote	No Progressed	Achieved	% Achieved
UMLAZI	500116143	5411107	CHATSWORTH S	5	136	84	61.8	79	31	39.2	70	0	29	41.4
	500342657	5411207	CHESTERVILLE EXTENSION S	5	132	115	87.1	125	120	96.0	142	2	138	97.2
	500116254	5411208	CHESTERVILLE S	3	119	113	95.0	169	129	76.3	73	1	44	60.3
	500126984	5411209	CHRISTIAN H	-	208	117	56.3	173	95	54.9	204	0	108	52.9
	500116846	5411401	CLAIRWOOD S	5	271	184	67.9	247	169	68.4	288	0	140	48.6
	500328079	5411210	CRESCENT GIRLS H	-	101	101	100.0	87	87	100.0	45	0	45	100.0
	500118696	5411109	CROSSMOOR S	4	357	354	99.2	212	209	98.6	187	0	185	98.9
	500119917	5411211	DANVILLE PARK GIRLS H	5	191	191	100.0	148	148	100.0	132	0	132	100.0
	500122137	5411402	DLOKO H	4	68	53	77.9	58	46	79.3	75	0	35	46.7
	500123284	5411304	DR NEMBULA H	3	91	37	40.7	71	35	49.3	91	0	29	31.9
	500443038	5411143	DUMISANI MAKHAYE H	3	114	62	54.4	112	95	84.8	140	1	113	80.7
	500121656	5411212	DURBAN ACADEMY H	5	134	125	93.3	109	92	84.4	98	0	85	86.7
	500492914	5411254	DURBAN COMMERCIAL COLLEGE	-				7	2	28.6	21	0	1	4.8
	500418100	5411251	DURBAN COMPUTER COLLEGE	-				7	4	57.1	21	0	8	38.1
	500125245	5411110	DURBAN GIRLS H	5	291	291	100.0	252	252	100.0	226	0	226	100.0
	500125282	5411214	DURBAN GIRLS S	5	131	130	99.2	170	161	94.7	167	3	158	94.6
	500125356	5411215	DURBAN H	5	196	192	98.0	192	185	96.4	218	0	208	95.4
	500448218	5411253	DURBAN MATRIC & FET ACADEMY	-	26	14	53.8	21	11	52.4	33	0	20	60.6
	500100529	5411216	DURBAN NORTH COLLEGE	5	95	95	100.0	94	92	97.9	86	0	85	98.8
	500114515	5411108	EDEN COLLEGE DURBAN	-	38	38	100.0	34	34	100.0	34	0	34	100.0
	500127132	5411217	EFFINGHAM S	4	210	204	97.1	171	154	90.1	117	1	101	86.3
	500129463	5411403	EKWAZINI H	4	175	121	69.1	90	63	70.0	193	0	104	53.9
	500132016	5411404	EMBIZWENI H	3	145	82	56.6	105	64	61.0	130	5	82	63.1
	500135531	5411405	ENALENI S	4	102	72	70.6	90	60	66.7	147	1	115	78.2
	500342583	5411306	ESIZIBENI SIVANANDA VASWANI COMP H	3	192	149	77.6	237	162	68.4	221	66	113	51.1
	500144152	5411218	FAIRVALE S	5	224	187	83.5	165	111	67.3	175	0	135	77.1
	500145188	5411307	FOLWENI H	3	73	66	90.4	136	110	80.9	185	0	117	63.2
	500305620	5411308	FUNDINDUKU S	3	38	21	55.3	73	39	53.4	75	2	24	32.0
	500146261	5411219	FUTURA H	-	342	247	72.2	313	187	59.7	284	0	171	60.2
	500147001	5411406	GANGES S	4	229	201	87.8	177	146	82.5	183	0	114	62.3
	500148185	5411220	GEORGE CAMPBELL TECHNICAL H	5	192	179	93.2	203	174	85.7	152	0	132	86.8
	500149702	5411111	GLENOVER S	5	94	58	61.7	79	41	51.9	81	0	39	48.1
500149924	5411112	GLENWOOD H	5	248	243	98.0	223	214	96.0	213	1	205	96.2	
500152144	5411221	GROSVENOR BOYS H	5	125	116	92.8	88	64	72.7	97	0	80	82.5	
500152181	5411222	GROSVENOR GIRLS H	5	125	124	99.2	151	148	98.0	139	2	133	95.7	

District Name	EMIS No	Centre No	Centre Name	Quintile	2013			2014			2015			
					Wrote	Achieved	% Achieved	Wrote	Achieved	% Achieved	Wrote	No Progressed	Achieved	% Achieved
UMLAZI	500153513	5411309	HAMILTON MAKHANYA S	3	42	37	88.1	45	32	71.1	55	0	14	25.5
	500155548	5411223	HILLGROVE S	5	193	165	85.5	159	138	86.8	252	0	182	72.2
	500302253	5411142	HOLY FAMILY COLLEGE	-	63	55	87.3	47	43	91.5	51	0	49	96.1
	500125171	5411224	HUNT ROAD S	5	73	64	87.7	61	47	77.0	81	0	67	82.7
	500430273	5411246	ICESA MATRIC SCHOOL	-	50	30	60.0	62	31	50.0	74	0	33	44.6
	500159544	5411407	IGAGASI H	4	143	95	66.4	103	94	91.3	170	0	124	72.9
	500418137	5411113	IHSAAN BOYS' COLLEGE	-	16	16	100.0	17	14	82.4	12	0	11	91.7
	500413993	5411114	IHSAAN GIRLS' COLLEGE	-	57	57	100.0	50	50	100.0	41	0	41	100.0
	500166167	5411408	INTERFELLOWSHIP CHRISTIAN	-	57	37	64.9	43	36	83.7	42	1	31	73.8
	500448107	5411255	INTUITION COLLEGE	-				44	10	22.7	39	18	5	12.8
	500168720	5411409	ISIPINGO S	4	206	193	93.7	145	133	91.7	150	1	133	88.7
	500168905	5411311	ISISUSA S	1	18	17	94.4	27	17	63.0	44	4	42	95.5
	500444148	5411249	ISLAMIC DAWAH COLLEGE	-	12	9	75.0	16	13	81.3	12	0	8	66.7
	500169201	5411312	ISOLEMAMBA S	3	124	120	96.8	131	70	53.4	102	0	100	98.0
	500173789	5411115	KHARWASTAN S	5	363	362	99.7	192	186	96.9	171	0	168	98.2
	500325933	5411313	KHULABEBUKA S	3	29	21	72.4	12	1	8.3	30	3	0	0.0
	500183335	5411116	KING SHAKA H	4	93	66	71.0	110	55	50.0	146	7	68	46.6
	500176157	5411314	KINGSWAY H	5	224	223	99.6	222	214	96.4	199	0	193	97.0
	500177970	5411315	KUSWAG	5	84	84	100.0	76	74	97.4	80	0	78	97.5
	500180412	5411316	KWAMAKHUTHA COMPREHENSIVE H	4	205	168	82.0	182	155	85.2	192	3	97	50.5
	500180782	5411410	KWAMATHANDA H	4	47	37	78.7	121	56	46.3	72	0	52	72.2
	500181115	5411411	KWAMGAGA H	4	96	68	70.8	142	105	73.9	119	2	92	77.3
	500183261	5411117	KWASANTI PUBLIC S	3	176	168	95.5	208	197	94.7	215	0	183	85.1
	500184889	5411225	LAKEHAVEN S	5	150	130	86.7	115	85	73.9	142	0	91	64.1
	500185074	5411118	LAMONTVILLE H	4	144	93	64.6	189	87	46.0	231	0	88	38.1
	500188367	5411317	LUGOBE S	3	96	65	67.7	137	53	38.7	114	0	39	34.2
	500191845	5411412	MAFUMBUKA H	4	96	49	51.0	97	63	64.9	128	0	58	45.3
	500194842	5411413	MAKHUMBUZA H	3	54	19	35.2	139	62	44.6	85	0	71	83.5
	500199245	5411119	MARGOT FONTEIN S	4	243	241	99.2	280	247	88.2	261	0	182	69.7
	500199874	5411120	MARKLANDS S	5	172	161	93.6	156	128	82.1	103	0	80	77.7
	500305879	5411318	MASAKHANENI SS	4	83	61	73.5	109	76	69.7	95	82	71	74.7
	500201169	5411414	MASON LINCOLN SPECIAL	-	8	3	37.5	10	6	60.0	9	0	8	88.9
	500306212	5411744	MATHINTA SECONDARY SCHOOL	4							70	0	43	61.4
	500340807	5411226	MAYVILLE S	3	133	93	69.9	128	90	70.3	124	2	91	73.4
500203648	5411319	MBAMBANGWE S	3	89	40	44.9	98	30	30.6	87	0	24	27.6	
500205942	5411320	MCOTHOYI S	4	95	60	63.2	89	46	51.7	77	0	32	41.6	
500206867	5411121	MEADOWLANDS S	5	176	168	95.5	130	112	86.2	122	1	108	88.5	

District Name	EMIS No	Centre No	Centre Name	Quintile	2013			2014			2015			
					Wrote	Achieved	% Achieved	Wrote	Achieved	% Achieved	Wrote	No Progressed	Achieved	% Achieved
UMLAZI	500207681	5411415	MENZI H	4	138	138	100.0	162	162	100.0	158	1	158	100.0
	500207866	5411416	MEREBANK S	5	229	210	91.7	190	160	84.2	166	0	149	89.8
	500209975	5411321	MHAWU H	3	49	47	95.9	76	61	80.3	121	8	43	35.5
	500213342	5411322	MNGANIWAKHE S	4	75	29	38.7	86	28	32.6	55	2	15	27.3
	500214526	5411122	MONTARENA S	4	168	136	81.0	89	73	82.0	94	0	53	56.4
	500215710	5411417	MOWAT PARK H	5	204	196	96.1	155	153	98.7	197	0	177	89.8
	500218966	5411323	MTHAMBO H	2	42	37	88.1	25	1	4.0	46	0	3	6.5
	500222333	5411418	MZIWAMANDLA H	4	83	77	92.8	77	50	64.9	54	0	48	88.9
	500223332	5411324	NATHANIEL SABELO S	3	24	15	62.5	22	9	40.9	38	0	11	28.9
	500224960	5411325	NDEYA ZENEX S	3	45	43	95.6	63	45	71.4	54	0	21	38.9
	500225774	5411326	NDONYELA JS	3	13	9	69.2	8	2	25.0	19	0	5	26.3
	500225885	5411419	NDUKWENHLE H	4	32	18	56.3	21	18	85.7	47	0	33	70.2
	500226366	5411420	NEW FOREST H	5	168	167	99.4	153	149	97.4	154	0	149	96.8
	500226773	5411227	NEW WEST S	5	329	303	92.1	257	220	85.6	254	0	220	86.6
	500226958	5411123	NEWHAVEN S	4	225	205	91.1	169	147	87.0	132	12	115	87.1
	500234691	5411327	NOMAVIMBELA H	2	36	26	72.2	33	27	81.8	29	0	14	48.3
	500236319	5411228	NORTHLANDS GIRLS H	5	173	173	100.0	147	146	99.3	125	0	125	100.0
	500236615	5411229	NORTHWOOD H	5	190	183	96.3	195	183	93.8	167	5	162	97.0
	500241166	5411328	NTWENHLE S	3	108	32	29.6	43	32	74.4	89	9	22	24.7
	500241277	5411329	NWABI H	3	29	23	79.3	53	32	60.4	50	0	37	74.0
	500341769	5411230	OAKRIDGE COLLEGE	-	36	35	97.2	21	19	90.5	23	0	23	100.0
	500243053	5411421	OGWINI COMPREHENSIVE	4	545	432	79.3	488	418	85.7	432	59	370	85.6
	500243571	5411422	OKUMHLOPHE SS	4	224	138	61.6	147	99	67.3	194	0	128	66.0
	500244089	5411124	OPEN AIR	-	18	17	94.4	29	25	86.2	28	0	28	100.0
	500244644	5411231	ORIENT ISLAMIC	-	199	199	100.0	146	145	99.3	140	0	139	99.3
	500245458	5411232	OVERPORT S	5	162	137	84.6	142	111	78.2	176	0	136	77.3
	500246272	5411233	PARKHILL S	5	210	192	91.4	195	170	87.2	182	1	157	86.3
	500247308	5411148	PHAKATHI SECONDARY	3							74	0	40	54.1
	500247567	5411424	PHAMBILI H	5	119	36	30.3	196	70	35.7	109	0	55	50.5
	500251008	5411125	PORT NATAL	5	60	60	100.0	59	59	100.0	64	0	63	98.4
	500245791	5411423	PR PATHER S	5	186	180	96.8	155	132	85.2	133	1	109	82.0
	500251896	5411126	PROTEA S	5	75	60	80.0	62	44	71.0	57	0	39	68.4
	500252747	5411425	QHILIKA S	4	156	131	84.0	232	162	69.8	226	9	170	75.2
	500254190	5411127	QUEENSBURGH GIRLS H	5	236	234	99.2	155	154	99.4	170	2	168	98.8
	500254116	5411128	QUEENSBURGH H	5	210	188	89.5	153	120	78.4	156	0	140	89.7
	500255189	5411426	REUNION S	4	126	118	93.7	117	100	85.5	162	0	144	88.9
	500255744	5411234	RIDGE PARK COLLEGE	5	274	265	96.7	173	171	98.8	184	0	184	100.0
	500255892	5411129	RISECLIFF S	5	147	138	93.9	113	98	86.7	118	0	99	83.9
	500255966	5411235	RIVERDENE S	5	155	127	81.9	130	79	60.8	210	0	87	41.4
	500256595	5411130	ROSSBURGH H	5	140	108	77.1	163	122	74.8	132	0	94	71.2
500258889	5411236	SASTRI COLLEGE	5	159	156	98.1	158	153	96.8	155	1	149	96.1	

District Name	EMIS No	Centre No	Centre Name	Quintile	2013			2014			2015			
					Wrote	Achieved	% Achieved	Wrote	Achieved	% Achieved	Wrote	No Progressed	Achieved	% Achieved
UMLAZI	500340918	5411131	SATHYA SAI CHATSWORTH	-	51	51	100.0	20	20	100.0	23	0	21	91.3
	500305953	5411132	SAVANNAH PARK S	5	115	97	84.3	123	100	81.3	120	0	76	63.3
	500259703	5411237	SEA COW LAKE S	4	175	144	82.3	157	129	82.2	207	1	106	51.2
	500442853	5411247	SEASON'S ACADEMY	-	117	41	35.0	104	39	37.5	85	0	28	32.9
	500261294	5411133	SHALLCROSS S	5	66	51	77.3	71	43	60.6	40	1	24	60.0
	500262441	5411427	SHUMAYELA S	3	52	23	44.2	62	23	37.1	43	0	23	53.5
	500262515	5411330	SIBAMBANEZULU H	3	106	106	100.0	102	54	52.9	110	0	98	89.1
	500263662	5411331	SIBUSISIWE COMPREHENSIVE TECHNICAL H	4	142	128	90.1	181	173	95.6	228	0	221	96.9
	500263958	5411332	SIDELILE H	4	114	102	89.5	182	151	83.0	143	0	123	86.0
	500265253	5411333	SIKHWAMA H	3	26	21	80.8	26	19	73.1	39	3	31	79.5
	500267288	5411334	SIPHEPEHE S	3	135	47	34.8	69	47	68.1	129	0	43	33.3
	500268287	5411428	SISHOSONKE H	4	43	38	88.4	38	25	65.8	50	0	25	50.0
	500269397	5411335	SIYABONGA S	2	164	143	87.2	191	146	76.4	205	0	149	72.7
	500272505	5411336	SOBONAKHONA S	3	143	71	49.7	82	71	86.6	109	3	67	61.5
	500273282	5411337	SOMPUKWANE S	-				39	22	56.4	60	0	27	45.0
	500274244	5411134	SOUTHLANDS S	5	287	272	94.8	187	176	94.1	201	2	176	87.6
	500274503	5411238	SPARKS ESTATE S	5	183	134	73.2	128	111	86.7	124	29	112	90.3
	500422651	5411284	ST BARNABAS INDEPENDENT	-	15	15	100.0	16	15	93.8	18	1	18	100.0
	500275761	5411239	ST JAMES COLLEGE	-	8	4	50.0	18	8	44.4	29	0	14	48.3
	500278240	5411429	STRELITZIA S	5	253	210	83.0	221	175	79.2	204	17	145	71.1
	500279239	5411430	SWELIHLE S	4	84	63	75.0	91	47	51.6	116	3	64	55.2
	500281015	5411240	THE KENMONT	-	22	22	100.0	26	23	88.5	25	0	23	92.0
	500286898	5411431	UMBELEBELE H	4	74	29	39.2	79	34	43.0	74	0	38	51.4
	500286972	5411432	UMBILO S	5	176	157	89.2	180	135	75.0	181	3	149	82.3
	500288008	5411338	UMKHUMBI H	4	93	69	74.2	119	86	72.3	136	3	93	68.4
	500288119	5411339	UMKOMAAS S	4	273	239	87.5	160	136	85.0	232	0	152	65.5
	500288230	5411433	UMLAZI COMMERCIAL H	4	118	96	81.4	126	80	63.5	174	0	98	56.3
	500288267	5411434	UMLAZI COMTECH	4	512	310	60.5	461	251	54.4	420	7	158	37.6
	500288341	5411435	UMLAZI SS	4	171	146	85.4	207	142	68.6	180	0	148	82.2
	500289081	5411340	UMTHENTE H	2	17	11	64.7	28	9	32.1	43	0	19	44.2
	500291079	5411436	VELABAHLEKE H	4	246	231	93.9	234	214	91.5	135	0	130	96.3
	500292263	5411341	VIKINGOZI S	3	46	23	50.0	51	27	52.9	59	0	14	23.7
	500293299	5411437	VUKUZAKHE H	4	110	101	91.8	128	114	89.1	214	0	133	62.1
	500295223	5411135	WELBEDENE S	4	99	59	59.6	84	56	66.7	54	0	36	66.7
500295482	5411438	WENTWORTH S	5	209	163	78.0	178	139	78.1	119	0	92	77.3	
500295519	5411136	WERDA	5	39	38	97.4	38	38	100.0	23	0	20	87.0	
500295667	5411137	WESTCLIFF S	5	173	138	79.8	132	76	57.6	99	0	57	57.6	
500338587	5411242	WIGGINS S	3	141	111	78.7	168	132	78.6	162	3	125	77.2	
500296555	5411138	WINGEN HEIGHTS S	5	277	266	96.0	186	169	90.9	201	0	190	94.5	

District Name	EMIS No	Centre No	Centre Name	Quintile	2013			2014			2015			
					Wrote	Achieved	% Achieved	Wrote	Achieved	% Achieved	Wrote	No Progressed	Achieved	% Achieved
UMLAZI	500296740	5411139	WITTEKLIP S	5	140	120	85.7	72	49	68.1	76	5	43	56.6
	500297036	5411140	WOODHURST S	5	91	81	89.0	81	67	82.7	101	0	69	68.3
	500298590	5411342	ZAMAKAHLE H	3	36	17	47.2	37	15	40.5	50	0	24	48.0
	500407000	5411245	ZIMELE H	-	62	47	75.8	38	18	47.4	34	0	23	67.6
	500301587	5411343	ZUZUMQHELE H	4	33	17	51.5	69	38	55.1	75	0	25	33.3
	500301772	5411439	ZWELETHU S	4	93	75	80.6	168	130	77.4	115	1	83	72.2
	500301809	5411440	ZWELIBANZI H	4	157	137	87.3	165	137	83.0	167	0	149	89.2
	500301883	5411441	ZWELIHLE SS	4	79	78	98.7	133	82	61.7	106	0	84	79.2
UMZINYATHI	500106153	5212201	BATHEMBU H	1	50	46	92.0	47	21	44.7	55	9	14	25.5
	500106264	5212202	BATSHAZWAYO H	1	27	20	74.1	22	7	31.8	40	0	2	5.0
	500341917	5212203	BHAMBATHA H	1	33	33	100.0	43	14	32.6	66	0	14	21.2
	500446701	5212250	BHEKABANTU S	1	52	28	53.8	46	9	19.6	48	3	13	27.1
	500404454	5212336	BHEKISIZWE S	1	56	18	32.1	37	10	27.0	72	3	12	16.7
	500111703	5212122	BOSCHKLOOF COMBINED	-	12	12	100.0	16	16	100.0	16	0	16	100.0
	500113405	5212401	BUHLEBUYEZA S	4	101	76	75.2	79	53	67.1	216	68	80	37.0
	500113701	5212204	BUNYEBETHU H	1	59	32	54.2	40	21	52.5	55	0	11	20.0
	500113812	5212402	BUSANA H	2	207	170	82.1	138	127	92.0	198	2	171	86.4
	500114108	5212205	CABANGOKUHLE H	2	231	38	16.5	306	35	11.4	155	0	34	21.9
	500114404	5212403	CANDABUTHULE H	2	79	79	100.0	96	72	75.0	115	0	38	33.0
	500115551	5212301	CELUMUSA S	2	19	18	94.7	9	9	100.0	26	0	25	96.2
	500121249	5212101	DILIZELA H	2	69	36	52.2	73	20	27.4	72	0	22	30.6
	500121841	5212206	DLABESUTHE H	1	104	22	21.2	82	56	68.3	80	0	21	26.3
	500122063	5212207	DLENYANE COMBINED	1	54	43	79.6	42	26	61.9	51	0	24	47.1
	500122507	5212208	DOLO COMBINED	1	57	22	38.6	43	5	11.6	67	0	24	35.8
	500414363	5212209	DUMAPHANSI JS	1	46	16	34.8	34	11	32.4	65	7	3	4.6
	500124653	5212102	DUNDEE H	5	129	129	100.0	129	125	96.9	134	0	131	97.8
	500124801	5212103	DUNDEE S	3	203	148	72.9	216	144	66.7	227	0	116	51.1
	500401302	5212302	EBRAHIM LOCKAT S	2	11	7	63.6	22	6	27.3	27	0	4	14.8
	500327894	5212104	EBUSI COMBINED	4	39	30	76.9	27	27	100.0	44	0	44	100.0
	500128279	5212303	EKUCABANGENI S	3	148	93	62.8	126	91	72.2	263	1	94	35.7
	500401191	5212337	EKUTHUTHUKENI S	1	69	40	58.0	59	34	57.6	38	0	34	89.5
	500129796	5212405	ELSIE MTSHALI COMBINED	3	20	20	100.0	27	6	22.2	35	0	5	14.3
	500132978	5212253	EMKHAMO COMBINED	1	23	23	100.0	30	4	13.3	30	10	6	20.0
	500137233	5212338	ENHLOPHENI H	1	24	4	16.7	10	5	50.0	21	0	11	52.4
	500138972	5212121	ENYANYENI S	3	32	16	50.0	17	1	5.9	19	1	8	42.1
	500139749	5212210	ESETHU H	1	31	19	61.3	37	11	29.7	37	0	13	35.1
	500140637	5212304	ESIKHUMBUZWENI S	1	60	49	81.7	59	41	69.5	49	0	34	69.4
	500141636	5212406	ESOKHENI H	3	31	23	74.2	35	26	74.3	56	0	19	33.9
	500311910	5212105	ETHANGENI COMBINED	5	79	66	83.5	67	44	65.7	96	2	50	52.1
	500145891	5212211	FUNDOKUHLE H	1	99	60	60.6	86	33	38.4	115	1	12	10.4

District Name	EMIS No	Centre No	Centre Name	Quintile	2013			2014			2015			
					Wrote	Achieved	% Achieved	Wrote	Achieved	% Achieved	Wrote	No Progressed	Achieved	% Achieved
UMZINYATHI	500146113	5212305	FUNULWAZI S	1	13	10	76.9	5	4	80.0	17	0	5	29.4
	500147741	5212407	GCOTOI H	1	48	43	89.6	43	28	65.1	70	0	32	45.7
	500151145	5212106	GORDON MEMORIAL H	1	77	67	87.0	67	15	22.4	81	0	19	23.5
	500151922	5212408	GREYTOWN H	4	84	84	100.0	88	82	93.2	96	0	95	99.0
	500152033	5212409	GREYTOWN S	4	140	134	95.7	117	98	83.8	217	11	141	65.0
	500154808	5212410	HERMANNSBURG COMBINED	3	46	39	84.8	48	23	47.9	62	1	20	32.3
	500157546	5212306	HLUBI H	1	52	35	67.3	56	41	73.2	68	0	45	66.2
	500159174	5212339	HWANQANA COMBINED	1	56	36	64.3	21	7	33.3	34	0	5	14.7
	500159396	5212307	IDLAMADODA S	1	43	43	100.0	47	32	68.1	46	8	29	63.0
	500162541	5212239	INDLOZANA H	1	45	45	100.0	65	20	30.8	50	0	25	50.0
	500170940	5212212	JAJILE H	1	64	52	81.3	61	43	70.5	62	1	29	46.8
	500170977	5212340	JAMA S	1	50	20	40.0	46	15	32.6	97	26	15	15.5
	500304584	5212341	KLWANA P	1	73	46	63.0	71	49	69.0	130	0	102	78.5
	500177600	5212332	KUFANELESIBONGE JS	1	54	38	70.4	65	27	41.5	43	0	28	65.1
	500182114	5212213	KWADUNGE H	1	58	42	72.4	74	22	29.7	71	0	30	42.3
	500184112	5212240	KWAZENZELE H	1	59	16	27.1	41	8	19.5	50	0	9	18.0
	500185444	5212333	LANGAZELA S	2	201	113	56.2	105	66	62.9	186	41	106	57.0
	500158888	5212308	LENEHA TUMISI S	2	85	69	81.2	77	62	80.5	176	5	93	52.8
	500186295	5212107	LEWIS P	1	62	61	98.4	67	55	82.1	93	0	70	75.3
	500305250	5212241	LOBETHAL INDEPENDANT	-	8	8	100.0	10	9	90.0	10	0	7	70.0
	500415029	5212242	MABASO S	1	70	53	75.7	71	33	46.5	96	10	36	37.5
	500190217	5212214	MABIZELA H	1	75	72	96.0	65	65	100.0	103	0	30	29.1
	500327004	5212108	MACEBA S	1	108	103	95.4	96	91	94.8	142	0	138	97.2
	500446664	5212215	MACINGWANE S	1	34	5	14.7	21	9	42.9	32	0	14	43.8
	500191401	5212216	MADUDULA H	1	60	39	65.0	61	33	54.1	102	0	58	56.9
	500447219	5212252	MAFEMFUNDO S	1	27	26	96.3	44	16	36.4	40	4	14	35.0
	500415066	5212217	MAHLOKOHLOKO S	1	37	29	78.4	38	3	7.9	49	0	2	4.1
	500194546	5212411	MAKHEDAMA H	1	98	81	82.7	84	62	73.8	108	0	57	52.8
	500194694	5212412	MAKHOSONKE S	2	26	4	15.4	18	7	38.9	38	0	12	31.6
	500196692	5212309	MANGENI S	1	36	15	41.7	19	14	73.7	60	0	23	38.3
	500338180	5212109	MANQOBA S	2	56	48	85.7	44	29	65.9	75	2	25	33.3
	500198764	5212413	MAQHINGA MEMORIAL H	2	85	38	44.7	39	25	64.1	54	0	14	25.9
	500200429	5212414	MASHINGIZELA H	1	46	27	58.7	38	17	44.7	59	3	28	47.5
	500325783	5212310	MATHUKULULA S	2	29	26	89.7	30	23	76.7	27	0	21	77.8
500202834	5212218	MAWELE H	1	64	47	73.4	33	22	66.7	69	17	45	65.2	
500202871	5212110	MAWENI H	1	13	11	84.6	15	9	60.0	23	0	0	0.0	
500303733	5212219	MBOMVU P	1	68	22	32.4	60	26	43.3	87	0	28	32.2	
500206386	5212311	MDONSWA H	1	30	21	70.0	45	12	26.7	41	1	15	36.6	
500209272	5212312	MGAZI S	2	68	60	88.2	95	58	61.1	95	49	40	42.1	
500209457	5212313	MGIDLA H	2	70	60	85.7	62	27	43.5	200	30	33	16.5	

District Name	EMIS No	Centre No	Centre Name	Quintile	2013			2014			2015			
					Wrote	Achieved	% Achieved	Wrote	Achieved	% Achieved	Wrote	No Progressed	Achieved	% Achieved
UMZINYATHI	500209901	5212415	MGWEMPISI COMBINED	1	37	19	51.4	46	35	76.1	31	0	6	19.4
	500440718	5212335	MHAYISE S S	3	19	14	73.7	23	7	30.4	40	0	17	42.5
	500210234	5212221	MHLAKOTHI H	1	78	78	100.0	32	13	40.6	53	2	20	37.7
	500210382	5212222	MHLANGEZULU S	1	48	44	91.7	48	17	35.4	55	0	17	30.9
	500189551	5212111	ML SULTAN GLENCOE S	4	84	81	96.4	58	52	89.7	86	1	64	74.4
	500212602	5212112	MLANDOWETHU S	1	40	39	97.5	49	27	55.1	52	0	34	65.4
	500215377	5212416	MOUNT ERNESTINA COMBINED	2	75	53	70.7	83	56	67.5	87	0	40	46.0
	500216746	5212223	MPIKAYIZEKANYE S	1	88	84	95.5	101	44	43.6	70	0	1	1.4
	500217671	5212224	MQAMATHI H	1	90	85	94.4	70	4	5.7	79	0	9	11.4
	500337921	5212225	MSIMBITHI S	1	36	30	83.3	30	10	33.3	29	0	16	55.2
	500218596	5212314	MSIMBU S	1	49	43	87.8	70	36	51.4	89	0	47	52.8
	500218670	5212226	MSINGA H	2	69	50	72.5	56	18	32.1	77	0	35	45.5
	500322233	5212243	MTHALENI S	1	20	16	80.0	41	2	4.9	59	0	4	6.8
	500220409	5212417	MUDEN COMBINED	2	56	43	76.8	35	25	71.4	81	0	40	49.4
	500220668	5212244	MUNTU H	1	38	23	60.5	36	14	38.9	43	0	19	44.2
	500339475	5212418	MUNTUKABONI S	1	16	14	87.5	18	5	27.8	30	0	10	33.3
	500222074	5212315	MZILANKATHA S	-	19	8	42.1	20	9	45.0	30	0	6	20.0
	500222592	5212419	MZONIWE JS	2	18	16	88.9	15	12	80.0	22	0	0	0.0
	500225256	5212316	NDLANGAMANDLA S	3	104	91	87.5	64	52	81.3	154	53	104	67.5
	500225367	5212420	NDLOLOTHI S	3	33	12	36.4	23	4	17.4	27	1	8	29.6
	500229178	5212342	NGWANE JS	1	36	23	63.9	38	26	68.4	35	1	22	62.9
	500229696	5212317	NHLALAKAHLE S	1	33	33	100.0	56	23	41.1	84	1	48	57.1
	500303659	5212113	NKONZA S	1	26	19	73.1	10	10	100.0	29	0	4	13.8
	500233914	5212227	NOGIDA H	1	79	37	46.8	48	18	37.5	70	0	40	57.1
	500234321	5212245	NOMAFU H	1	41	39	95.1	35	13	37.1	39	0	26	66.7
	500235394	5212318	NOMDUMO H	1	67	26	38.8	71	35	49.3	78	3	5	6.4
	500239131	5212319	NTALANTALA S	1	99	74	74.7	74	36	48.6	84	3	49	58.3
	500241943	5212228	NYONIYEZWE H	1	66	55	83.3	67	41	61.2	62	10	29	46.8
	500244237	5212421	OPHOFINI S	1	93	93	100.0	37	3	8.1	55	0	8	14.5
	500334110	5212229	PANO JS	1	53	46	86.8	44	12	27.3	64	0	7	10.9
	500247345	5212320	PHAKATHWAYO S	1	39	31	79.5	53	35	66.0	75	0	31	41.3
	500247974	5212114	PHATHIZWE H	1	29	21	72.4	33	23	69.7	47	0	28	59.6
	500440670	5212254	PHUMELELA S	1	24	7	29.2	24	7	29.2	20	0	4	20.0
	500249935	5212321	PHUMULANI S	3	130	87	66.9	82	43	52.4	107	27	54	50.5
	500309098	5212334	QHOBO JS	1	13	12	92.3	13	11	84.6	32	0	23	71.9
	500253191	5212422	QHUBINYATHI S	2	23	22	95.7	9	8	88.9	13	0	0	0.0
	500257557	5212230	SAKHISENI H	1	121	54	44.6	78	41	52.6	102	0	64	62.7
	500446960	5212231	SAKHISIZWE S	1	6	5	83.3	16	2	12.5	25	0	4	16.0
	500258741	5212115	SAREL CILLIERS S	4	201	185	92.0	131	121	92.4	171	0	141	82.5
	500259962	5212116	SEBENZAKUSAKHANYA S	4	84	74	88.1	72	32	44.4	94	0	31	33.0

District Name	EMIS No	Centre No	Centre Name	Quintile	2013			2014			2015				
					Wrote	Achieved	% Achieved	Wrote	Achieved	% Achieved	Wrote	No Progressed	Achieved	% Achieved	
UMZINYATHI	500262182	5212117	SHIYANE S	1	31	24	77.4	59	25	42.4	63	0	37	58.7	
	500263810	5212343	SICELIMFUNDO COMBINED	1	71	47	66.2	37	20	54.1	68	3	43	63.2	
	500308765	5212322	SIHAYO H	2	109	100	91.7	106	102	96.2	107	0	88	82.2	
	500341584	5212423	SIPHAKEME COMBINED	2	52	45	86.5	48	29	60.4	72	0	49	68.1	
	500447293	5212232	SIYABONGA S	1	35	34	97.1	39	12	30.8	47	0	6	12.8	
	500339808	5212323	SIYANDA S	2	80	67	83.8	78	51	65.4	87	2	59	67.8	
	500272949	5212233	SOMASHI H	1	86	52	60.5	70	41	58.6	93	0	66	71.0	
	500274688	5212119	SPRINGLAKE H	2	68	60	88.2	59	52	88.1	101	0	88	87.1	
	500280090	5212120	THALANA S	3	91	63	69.2	92	53	57.6	133	0	59	44.4	
	500281311	5212246	THEMANE P	1	15	6	40.0	24	6	25.0	29	30	3	10.3	
	500323306	5212324	THEMBUNYAWO S	2	22	17	77.3	1	0	0.0	47	7	5	10.6	
	500446738	5212234	THUTHUKANI SS	1	13	13	100.0	21	15	71.4	21	0	4	19.0	
	500321271	5212325	UBONGUMENZI S	3	121	101	83.5	149	120	80.5	123	0	107	87.0	
	500286602	5212326	UKUPHUMULA S	1	36	34	94.4	16	15	93.8	49	1	39	79.6	
	500287120	5212247	UMBONJE H	1	64	51	79.7	66	49	74.2	119	1	55	46.2	
	500289303	5212424	UMVOTI H	1	123	95	77.2	125	8	6.4	139	1	20	14.4	
	500290228	5212425	UPPER UMVOTI COMBINED	1	18	8	44.4	12	2	16.7	22	0	4	18.2	
	500290339	5212235	USIZO H	1	40	11	27.5	21	4	19.0	33	4	9	27.3	
	500291375	5212327	VELAPHANSI S	1	50	17	34.0	13	6	46.2	25	0	7	28.0	
	500291412	5212236	VELAPHI H	1	5	4	80.0	12	1	8.3	17	0	3	17.6	
	500296037	5212328	WETSIE S	1	27	15	55.6	26	5	19.2	39	5	7	17.9	
	500299034	5212329	ZAMOKWAKHE S	1	22	15	68.2	19	12	63.2	41	0	15	36.6	
	500309417	5212330	ZICOLE S	3	111	53	47.7	99	57	57.6	99	0	58	58.6	
	500282865	5212237	ZIMISELENI JS	1	32	4	12.5	31	20	64.5	41	0	13	31.7	
	500300477	5212331	ZINDLALELE S	1	77	56	72.7	74	52	70.3	66	0	49	74.2	
	500301106	5212248	ZOMBANE H	1	46	37	80.4	44	14	31.8	54	28	16	29.6	
	500301217	5212249	ZONYAMA H	1	31	6	19.4	30	3	10.0	32	0	11	34.4	
	500301920	5212238	ZWELINJANI S	1	28	28	100.0	3	0	0.0	53	1	1	1.9	
	UTHUKELA	500100233	5211201	ABANTUNGWA H	3	81	68	84.0	59	31	52.5	68	0	25	36.8
		500101491	5211202	AMAHLUBI S	3	145	109	75.2	127	102	80.3	191	12	106	55.5
500102083		5211101	AMANGWANE H	2	125	107	85.6	114	109	95.6	134	0	123	91.8	
500102379		5211102	AMAPHISI H	3	58	57	98.3	47	44	93.6	67	0	54	80.6	
500103008		5211103	AMAZIZI H	2	39	24	61.5	24	10	41.7	21	0	14	66.7	
500105043		5211104	BAMBAZI H	1	134	99	73.9	130	54	41.5	107	0	42	39.3	
500107966		5211301	BANDE H	1	81	68	84.0	81	66	81.5	114	0	67	58.8	
500105228		5211105	BANGANI H	2	116	71	61.2	115	56	48.7	75	1	39	52.0	
500108151		5211302	BHEKABATHEMBU S	1	30	28	93.3	21	16	76.2	72	0	8	11.1	
500108484		5211203	BHEKATHINA H	2	89	76	85.4	113	101	89.4	102	32	85	83.3	
500108854		5211303	BHEKINTUTHUKO S	3	61	54	88.5	71	59	83.1	107	5	89	83.2	
500109224		5211235	BHEKUNDI S	3	57	32	56.1	48	12	25.0	52	0	19	36.5	

District Name	EMIS No	Centre No	Centre Name	Quintile	2013			2014			2015			
					Wrote	Achieved	% Achieved	Wrote	Achieved	% Achieved	Wrote	No Progressed	Achieved	% Achieved
UTHUKELA	500444370	5211432	BHEVU H	-	16	16	100.0	39	29	74.4	76	0	51	67.1
	500109927	5211204	BHUNGANE H	2	102	15	14.7	23	21	91.3	43	3	17	39.5
	500111555	5211205	BONOKUHLE H	2	152	79	52.0	175	92	52.6	164	3	47	28.7
	500324453	5211206	CELUKUPHIWA P	3	67	39	58.2	82	32	39.0	92	52	29	31.5
	500117586	5211207	COLENZO COMBINED	3	75	33	44.0	49	28	57.1	49	0	42	85.7
	500499907	5211237	DARUL HIKMA ISLAMIC	-	22	21	95.5	23	17	73.9	15	0	15	100.0
	500123395	5211208	DRAKENSBERG COMPREHENSIVE H	3	77	70	90.9	119	81	68.1	116	0	85	73.3
	500123469	5211209	DRAKENSBERG S	4	154	153	99.4	163	145	89.0	177	0	159	89.8
	500124505	5211304	DUMISA PUBLIC S	1	34	22	64.7	20	15	75.0	42	4	12	28.6
	500134976	5211305	EKUKHULENI H	4	134	110	82.1	158	112	70.9	252	25	133	52.8
	500129389	5211106	EKWALUSENI H	3	55	50	90.9	46	41	89.1	104	0	45	43.3
	500129981	5211306	EMABHEKAZI COMBINED	2	44	43	97.7	39	39	100.0	91	0	28	30.8
	500131979	5211307	EMBIZENI H	1	107	77	72.0	119	68	57.1	108	22	63	58.3
	500132830	5211402	EMHLWANENI H	3	158	158	100.0	144	144	100.0	163	0	163	100.0
	500134939	5211210	EMTHONJENIWOLWAZI S	3	77	37	48.1	81	40	49.4	56	0	50	89.3
	500135161	5211211	EMTSHEZI H	3	103	94	91.3	38	30	78.9	184	5	26	14.1
	500135827	5211308	ENDAKANE H	3	59	46	78.0	82	48	58.5	64	0	32	50.0
	500136641	5211309	ENGQONDWENI H	2	56	42	75.0	56	45	80.4	43	0	30	69.8
	500340178	5211233	ENKOMOKAZINI TECHNICAL H	3	18	15	83.3	35	28	80.0	31	0	20	64.5
	500138528	5211403	ENTONJENI H	2	70	46	65.7	76	35	46.1	81	0	52	64.2
	500141710	5211212	ESTCOURT H	4	122	119	97.5	122	116	95.1	119	4	115	96.6
	500141858	5211213	ESTCOURT S	4	95	91	95.8	108	91	84.3	131	1	106	80.9
	500141821	5211214	ESTCOURT SS	3	151	140	92.7	201	122	60.7	197	0	137	69.5
	500143042	5211310	EZAKHENI H	5	61	29	47.5	99	36	36.4	94	0	44	46.8
	500147075	5211238	GANNAHOEK INTERMEDIATE	1	25	25	100.0	33	8	24.2	41	0	20	48.8
	500445887	5211241	GOODHOME S	-	30	24	80.0	27	27	100.0	36	0	21	58.3
	500154031	5211404	HARVEST COMBINED	-	51	51	100.0	55	55	100.0	50	0	50	100.0
	500303955	5211215	HLABANE H	1	72	48	66.7	36	23	63.9	79	21	21	26.6
	500156547	5211216	HLATHIKHULU H	2	76	54	71.1	31	29	93.5	48	0	32	66.7
	500334480	5211405	HLOPHE S	3	18	16	88.9	17	17	100.0	25	0	12	48.0
	500158841	5211107	HOYE S	2	35	16	45.7	36	36	100.0	65	0	57	87.7
	500161246	5211311	IMPOLWANE S	3	69	43	62.3	70	37	52.9	105	5	35	33.3
	500162060	5211312	INCINJANA S	3	35	22	62.9	39	15	38.5	27	0	10	37.0
	500163614	5211406	INGULA H	3	150	126	84.0	110	98	89.1	155	0	135	87.1
	500304029	5211217	INJESUTHI H	1	90	88	97.8	59	45	76.3	66	0	34	51.5
	500166056	5211313	INTANDOYESIZWE H	3	107	102	95.3	50	50	100.0	154	0	127	82.5
	500167573	5211108	ISIBUKO H	1	24	23	95.8	45	42	93.3	40	1	28	70.0
	500322418	5211407	ISLAMIC EDUCATIONAL CENTRE	-	18	18	100.0	18	18	100.0	20	0	20	100.0
	500171384	5211314	JOBE SS	1	11	10	90.9	3	3	100.0	33	0	4	12.1

District Name	EMIS No	Centre No	Centre Name	Quintile	2013			2014			2015			
					Wrote	Achieved	% Achieved	Wrote	Achieved	% Achieved	Wrote	No Progressed	Achieved	% Achieved
UTHUKELA	500173234	5211218	KHANDIMFUNDO S	3	274	122	44.5	167	45	26.9	90	18	24	26.7
	500442964	5211234	KHULANGOLWAZI H	3	15	3	20.0	7	6	85.7	7	0	1	14.3
	500176490	5211408	KLIPRIVER H	5	121	111	91.7	162	154	95.1	106	0	99	93.4
	500179228	5211219	KWADLAMINI H	2	31	23	74.2	23	14	60.9	55	23	14	25.5
	500182669	5211109	KWANTATSHANA PUBLIC S	3	59	40	67.8	41	28	68.3	49	0	32	65.3
	500182965	5211409	KWAPHAYIKENI H	2	77	76	98.7	66	51	77.3	77	0	60	77.9
	500183039	5211410	KWAPHINDAVELE COMBINED	3	22	14	63.6	11	7	63.6	24	0	14	58.3
	500184815	5211411	LADYSMITH H	5	222	221	99.5	168	163	97.0	172	0	172	100.0
	500184852	5211412	LADYSMITH S	5	229	219	95.6	152	147	96.7	196	0	175	89.3
	500186517	5211315	LIMEHILL H	3	84	84	100.0	83	81	97.6	89	0	86	96.6
	500187479	5211316	LOKOTHWAYO COMBINED	1	55	31	56.4	66	43	65.2	149	13	43	28.9
	500191142	5211413	MADILIKA COMBINED	3	38	29	76.3	34	32	94.1	45	2	28	62.2
	500191771	5211110	MAFU H	2	95	76	80.0	101	45	44.6	106	0	25	23.6
	500192844	5211414	MAGWABABA H	3	50	36	72.0	48	41	85.4	69	0	41	59.4
	500338809	5211317	MANDLAKHE S	1	4	4	100.0	10	9	90.0	24	0	7	29.2
	500196618	5211415	MANGCENGEZA H	3	34	28	82.4	34	23	67.6	30	0	20	66.7
	500197099	5211318	MANKAYANA H	1	14	5	35.7	10	10	100.0	24	0	6	25.0
	500198949	5211111	MAQOQA S	2	39	25	64.1	27	16	59.3	36	0	18	50.0
	500334369	5211416	MASHOBANE S	3	10	6	60.0	15	12	80.0	9	6	9	100.0
	500324305	5211417	MASOYI S	3	39	38	97.4	39	38	97.4	35	0	34	97.1
	500202538	5211112	MAVUMBUKA H	1	31	30	96.8	47	45	95.7	59	0	49	83.1
	500206904	5211113	MEADOWSWEET COMBINED	3	63	63	100.0	30	30	100.0	58	0	47	81.0
	500324194	5211418	MHLANGANYELWA COMBINED	3	15	14	93.3	15	9	60.0	15	0	15	100.0
	500414770	5211114	MHLWAZINI S	1	49	37	75.5	44	30	68.2	54	54	42	77.8
	500210715	5211220	MHUBHENI H	3	31	30	96.8	48	43	89.6	45	0	13	28.9
	500414807	5211222	MPUMELELO H	1	52	48	92.3	77	71	92.2	114	41	77	67.5
	500217782	5211115	MQEDANDABA H	1	106	56	52.8	98	86	87.8	120	2	84	70.0
	500340141	5211236	MTHANIYA COMBINED	1	14	14	100.0	48	38	79.2	21	0	13	61.9
	500219040	5211116	MTHENDE H	1	62	53	85.5	69	20	29.0	110	0	26	23.6
	500324490	5211319	MZIMELA H	1	39	36	92.3	34	34	100.0	66	16	65	98.5
	500223702	5211320	NCINJANE S	3	82	71	86.6	62	47	75.8	50	45	34	68.0
	500224516	5211420	NDALELA H	3	127	108	85.0	98	76	77.6	121	0	78	64.5
	500226292	5211321	NETHEZEKA H	1	10	9	90.0	11	10	90.9	17	0	12	70.6
500227772	5211117	NGCONGCOSI H	2	43	22	51.2	53	24	45.3	64	1	15	23.4	
500227994	5211223	NGIBONGELENI H	3	91	73	80.2	86	58	67.4	136	13	50	36.8	
500228660	5211322	NGOZA S	2	52	40	76.9	23	18	78.3	61	0	24	39.3	
500492544	5211133	NHLOKWANE S	3							20	0	7	35.0	
500303992	5211224	NJEZA S	1	28	20	71.4	43	23	53.5	60	21	24	40.0	

District Name	EMIS No	Centre No	Centre Name	Quintile	2013			2014			2015			
					Wrote	Achieved	% Achieved	Wrote	Achieved	% Achieved	Wrote	No Progressed	Achieved	% Achieved
UTHUKELA	500233581	5211118	NOBOMI S	2	25	24	96.0	28	27	96.4	65	9	45	69.2
	500237429	5211119	NQOBILE COMBINED	1	35	22	62.9	21	14	66.7	29	0	22	75.9
	500238056	5211323	NSIKAYEZWE COMBINED	1	25	20	80.0	29	14	48.3	51	28	22	43.1
	500327746	5211421	NTABABUSUKU JS	2	21	18	85.7	32	17	53.1	18	0	10	55.6
	500239538	5211120	NTATHAKUSA S	3	135	78	57.8	88	79	89.8	125	2	94	75.2
	500248899	5211324	PHINDOKUHLE H	3	30	24	80.0	18	13	72.2	39	5	17	43.6
	500249565	5211325	PHOWENI S	3	21	13	61.9	24	14	58.3	19	0	8	42.1
	500444962	5211242	PHUTHINI S	-				16	2	12.5	40	0	19	47.5
	500327191	5211121	POTSHINI H	3	31	23	74.2	23	21	91.3	22	0	21	95.5
	500252932	5211122	QHOZO H	1	84	53	63.1	95	83	87.4	114	28	61	53.5
	500253820	5211326	QOPHINDLELA S	4	107	80	74.8	100	79	79.0	97	0	58	59.8
	500257298	5211327	SAHLUMBE H	1	68	58	85.3	63	50	79.4	96	0	72	75.0
	500257409	5211328	SAKHELWE H	3	194	167	86.1	212	176	83.0	205	0	160	78.0
	500263847	5211422	SICELOKUHLE H	3	117	73	62.4	75	64	85.3	112	23	75	67.0
	500263884	5211329	SICELUKUKHANYA H	4	80	66	82.5	104	89	85.6	80	0	68	85.0
	500264624	5211330	SIGWEJE H	3	94	84	89.4	75	66	88.0	132	31	69	52.3
	500265586	5211423	SILINDOKUHLE S	3	46	31	67.4	60	48	80.0	138	3	58	42.0
	500334332	5211331	SILOKOZA S	1	76	71	93.4	33	28	84.8	133	0	17	12.8
	500267510	5211332	SIPHIMFUNDO S	1	77	52	67.5	87	57	65.5	138	0	48	34.8
	500267658	5211225	SIPHOKUHLE H	3	32	23	71.9	37	13	35.1	30	12	12	40.0
	500268176	5211226	SIRAATUL HAQ ISLAMIC	-	22	22	100.0	23	23	100.0	13	0	13	100.0
	500270840	5211424	SIZAKAHLE PUBLIC S (LADYSMITH)	3	135	117	86.7	119	77	64.7	178	0	140	78.7
	500271321	5211227	SIZATHINA H	1	75	72	96.0	49	48	98.0	75	13	61	81.3
	500272431	5211228	SOBABILI H	2	38	36	94.7	50	45	90.0	54	0	30	55.6
	500272727	5211123	SOKESIMBONE H	1	26	24	92.3	50	36	72.0	34	0	9	26.5
	500277759	5211425	STEADVILLE S	5	80	78	97.5	107	100	93.5	165	5	152	92.1
	500279350	5211124	TABHANE S	2	119	106	89.1	148	91	61.5	185	17	108	58.4
	500303548	5211426	TATANE S	2	23	22	95.7	28	13	46.4	26	0	21	80.8
	500334591	5211229	TATAZELA S	3	77	59	76.6	63	37	58.7	99	0	57	57.6
	500281496	5211239	THEMBALIHLE COMBINED	2	59	23	39.0	76	8	10.5	41	0	18	43.9
	500281644	5211427	THEMBELA H	2	74	67	90.5	75	65	86.7	56	0	44	78.6
	500334221	5211125	THINTWA S	2	26	14	53.8	21	13	61.9	32	11	7	21.9
	500282236	5211126	THOKOZA H	3	62	44	71.0	69	46	66.7	82	2	46	56.1
	500282754	5211127	THOLITHEMBA H	2	155	87	56.1	101	71	70.3	127	0	83	65.4
	500284974	5211128	TSHANIBEZWE H	2	82	71	86.6	59	55	93.2	130	0	65	50.0
	500327228	5211129	UBULINGA S	2	112	94	83.9	111	77	69.4	167	0	103	61.7
500286343	5211130	UKHAHLAMBA H	2	37	37	100.0	34	34	100.0	22	0	22	100.0	
500286380	5211131	UKHALI H	1	45	41	91.1	22	18	81.8	67	3	23	34.3	
500286861	5211333	UMBANGO S	3	92	88	95.7	97	84	86.6	100	3	91	91.0	
500290635	5211428	UXOLO NOKUZWANA S	3	20	16	80.0	15	15	100.0	27	12	15	55.6	

District Name	EMIS No	Centre No	Centre Name	Quintile	2013			2014			2015			
					Wrote	Achieved	% Achieved	Wrote	Achieved	% Achieved	Wrote	No Progressed	Achieved	% Achieved
UTHUKELA	500293151	5211230	VUKASEKUSILE S	3	37	24	64.9	71	38	53.5	82	0	30	36.6
	500490213	5211134	VUMA H	3							24	0	4	16.7
	500295001	5211231	WEENEN COMBINED	2	70	59	84.3	95	52	54.7	135	0	72	53.3
	500295371	5211232	WEMBEZI S	3	92	60	65.2	111	69	62.2	142	0	59	41.5
	500295593	5211429	WESSELSNEK COMBINED	3	8	5	62.5	13	6	46.2	24	0	7	29.2
	500296444	5211430	WINDSOR S	5	136	122	89.7	152	139	91.4	154	2	148	96.1
	500299293	5211431	ZANKOSHENI H	2	25	14	56.0	29	20	69.0	14	0	13	92.9
	500300107	5211334	ZIKODE H	1	16	14	87.5	19	14	73.7	28	0	20	71.4
UTHUNGULU	500101306	5113238	AMABUYE S	-				50	12	24.0	77	0	27	35.1
	500102120	5113401	AMANGWE H	3	29	23	79.3	56	35	62.5	81	2	40	49.4
	500102453	5113301	AMAPHUTHU H	1	67	22	32.8	85	16	18.8	43	0	15	34.9
	500308876	5113302	AMAZONDI JS	1	54	51	94.4	58	26	44.8	63	0	19	30.2
	500319902	5113402	AQUADENE S	5	105	82	78.1	142	97	68.3	107	1	70	65.4
	500104747	5113101	BAGIBILE H	2	64	36	56.3	62	56	90.3	69	1	52	75.4
	500104969	5113403	BALONDO H	3	43	29	67.4	36	15	41.7	63	0	15	23.8
	500342250	5113102	BATSHAZWAYO S	1	27	18	66.7	24	4	16.7	23	0	3	13.0
	500338772	5113103	BHAMU H	2	18	6	33.3	29	7	24.1	12	1	6	50.0
	500108521	5113104	BHEKESHOWE H	2	62	29	46.8	59	46	78.0	67	0	29	43.3
	500108595	5113405	BHEKIKUSASA H	2	46	37	80.4	40	35	87.5	48	0	42	87.5
	500306582	5113406	BHEKUKWAZI S	2	59	58	98.3	27	27	100.0	69	0	13	18.8
	500109557	5113303	BHILIBANA JS	1	46	19	41.3	55	6	10.9	84	2	7	8.3
	500109964	5113304	BHUQWINI H	1	68	45	66.2	47	12	25.5	61	0	20	32.8
	500492988	5113477	BIRDSVIEW ACADEMY	-				24	24	100.0	20	0	20	100.0
	500448514	5113478	BIRDSWOOD S	-							59	0	58	98.3
	500110371	5113305	BIZIMALI H	1	277	224	80.9	294	212	72.1	422	1	332	78.7
	500115033	5113407	CEBISA H	2	59	22	37.3	54	20	37.0	32	0	22	68.8
	500121952	5113201	DLAMVUZO SS	5	152	48	31.6	88	62	70.5	120	0	63	52.5
	500121989	5113202	DLANGEZWA H	4	155	146	94.2	139	105	75.5	136	0	85	62.5
	500122026	5113408	DLEMUDLEMU S	2	64	57	89.1	52	43	82.7	66	0	54	81.8
	500122655	5113409	DONDOTHA H	3	66	51	77.3	67	17	25.4	71	0	19	26.8
	500123099	5113410	DOVER COMBINED	3	77	62	80.5	73	44	60.3	99	0	69	69.7
	500256965	5113306	DR SJ BALOYI	2	102	84	82.4	76	23	30.3	131	0	69	52.7
	500124172	5113411	DUMANIKAHLE H	2	112	88	78.6	79	63	79.7	101	68	47	46.5
	500128834	5113412	EKUPHELENI S	3	132	124	93.9	106	78	73.6	136	21	89	65.4
	500129648	5113413	ELANGENI S	1	54	27	50.0	51	23	45.1	63	0	53	84.1
	500319310	5113414	EMKHAYIDENI TECHNICAL H	3	96	88	91.7	98	57	58.2	133	0	104	78.2
	500133681	5113415	EMONDINI H	3	149	127	85.2	112	105	93.8	190	0	43	22.6
	500133755	5113203	EMOYENI H	3	87	63	72.4	59	16	27.1	67	0	27	40.3
	500133866	5113416	EMPANGENI H	5	210	206	98.1	224	220	98.2	201	0	193	96.0
	500135050	5113308	EMTHUNGWENI H	1	81	36	44.4	52	23	44.2	85	0	6	7.1

District Name	EMIS No	Centre No	Centre Name	Quintile	2013			2014			2015				
					Wrote	Achieved	% Achieved	Wrote	Achieved	% Achieved	Wrote	No Progressed	Achieved	% Achieved	
UTHUNGULU	500135679	5113417	ENCUTSHINI H	2								29	0	8	27.6
	500136974	5113418	ENHLANGWINI S	2	41	28	68.3	57	12	21.1	40	0	25	62.5	
	500138343	5113419	ENTEMBENI H	2	66	19	28.8	32	17	53.1	76	3	25	32.9	
	500139823	5113105	ESHOWE H	5	134	133	99.3	121	120	99.2	133	0	132	99.2	
	500143005	5113204	EZAKHELENI H	1	68	51	75.0	68	56	82.4	102	0	91	89.2	
	500143264	5113420	EZIGQIZWENI H	1	36	27	75.0	41	21	51.2	57	5	18	31.6	
	500143856	5113421	EZWENILETHU S	2	27	25	92.6	30	22	73.3	35	0	14	40.0	
	500320235	5113106	GALA H	1	24	20	83.3	13	4	30.8	17	0	3	17.6	
	500147223	5113107	GAWOZI S	3	115	61	53.0	118	69	58.5	183	0	75	41.0	
	500306656	5113108	GCWALULWAZI H	4	183	170	92.9	143	126	88.1	162	1	136	84.0	
	500148703	5113422	GIJIMANA SS	2	44	36	81.8	28	27	96.4	51	0	21	41.2	
	500150442	5113309	GODIDE H	1	59	24	40.7	31	9	29.0	70	1	26	37.1	
	500153729	5113310	GOLOZELA S	1	140	135	96.4	122	27	22.1	184	1	81	44.0	
	500151367	5113109	GQOKINSIMBI JS	2	86	80	93.0	110	103	93.6	122	0	115	94.3	
	500151404	5113423	GQOKUBUKHOSI S	1	30	13	43.3	15	13	86.7	24	1	9	37.5	
	500317867	5113110	GWEBUSHE JS	2	17	11	64.7	27	14	51.9	34	1	6	17.6	
	500401820	5113476	GWEJOBOMVU JS	-				85	85	100.0	154	1	129	83.8	
	500320420	5113111	HHASHI S	2	18	11	61.1	28	17	60.7	29	0	16	55.2	
	500156029	5113205	HLAKANIPHANI S	3	60	46	76.7	89	38	42.7	52	0	21	40.4	
	500156214	5113206	HLAMVANA S	5	270	188	69.6	201	77	38.3	213	0	95	44.6	
	500157731	5113424	HLUMA S	3	113	96	85.0	136	103	75.7	128	0	109	85.2	
	500159655	5113425	IHAWULETHU S	2	71	62	87.3	76	53	69.7	125	0	45	36.0	
	500319384	5113239	IKHANDLELA JS	-				207	179	86.5	312	1	187	59.9	
	500161098	5113112	IMPANDE H	2	39	27	69.2	28	23	82.1	44	0	29	65.9	
	500161986	5113426	INCAPHAYI H	2	30	29	96.7	36	20	55.6	42	11	21	50.0	
	500164317	5113207	INIWE S	3	15	6	40.0	17	9	52.9	29	0	22	75.9	
	500319828	5113208	ISANDLWANA S	5	97	95	97.9	95	82	86.3	105	0	73	69.5	
	500168054	5113209	ISIKHALASENKOSI JS	2	7	4	57.1	23	3	13.0	52	0	7	13.5	
	500168424	5113427	ISIPHEPELO H	3	74	56	75.7	68	41	60.3	81	0	43	53.1	
	500234728	5113428	ISULOMPHAKATHI S	2	67	64	95.5	64	14	21.9	98	0	12	12.2	
	500169497	5113312	ITHALA H	1	52	40	76.9	61	44	72.1	50	0	39	78.0	
	500171458	5113429	JOHN ROSS COLLEGE	5	218	205	94.0	225	194	86.2	210	0	169	80.5	
	500306841	5113430	KHANYISELISIZWE H	2	90	34	37.8	85	19	22.4	124	1	37	29.8	
	500174714	5113431	KHOMBINDLELA H	4	195	189	96.9	231	197	85.3	201	12	170	84.6	
	500174973	5113210	KHULA H	5	318	252	79.2	274	181	66.1	224	5	118	52.7	
	500175898	5113313	KING CETSHWAYO S	1	70	43	61.4	33	21	63.6	48	0	12	25.0	
	500178488	5113432	KWANXUSA H	3	92	80	87.0	127	65	51.2	129	0	79	61.2	
	500185407	5113433	LANGALIBOMVU H	1	48	48	100.0	56	33	58.9	70	0	37	52.9	
	500186776	5113434	LINDINKOSI S	3	36	23	63.9	23	5	21.7	15	0	12	80.0	
	500326782	5113435	LIZWI S	4	98	78	79.6	117	82	70.1	145	0	94	64.8	
500188885	5113314	LUSHABA S	1	79	69	87.3	83	70	84.3	82	1	68	82.9		
500191882	5113113	MAFUNDA S	1	82	37	45.1	67	33	49.3	105	1	53	50.5		

District Name	EMIS No	Centre No	Centre Name	Quintile	2013			2014			2015			
					Wrote	Achieved	% Achieved	Wrote	Achieved	% Achieved	Wrote	No Progressed	Achieved	% Achieved
UTHUNGULU	500341251	5113114	MAGEMFANE H	1	43	35	81.4	29	24	82.8	75	0	6	8.0
	500192548	5113315	MAGQAMA H	1	34	16	47.1	39	20	51.3	44	2	14	31.8
	500306952	5113211	MAJIYA S	2	135	70	51.9	120	96	80.0	127	0	98	77.2
	500315573	5113115	MANDLOSUTHU S	2	22	14	63.6	14	10	71.4	24	0	6	25.0
	500197284	5113436	MANQAMU H	2	106	98	92.5	123	90	73.2	144	0	72	50.0
	500197617	5113116	MANXELE S	2							27	0	0	0.0
	500198172	5113437	MANZIMHLOPHE H	2	55	52	94.5	69	34	49.3	89	0	31	34.8
	500200059	5113438	MASAKHANE H	3	77	51	66.2	89	40	44.9	82	0	32	39.0
	500200207	5113212	MASHANANDANE S	1	53	46	86.8	75	2	2.7	105	0	21	20.0
	500200392	5113316	MASHINGA H	1	364	177	48.6	129	27	20.9	108	4	57	52.8
	500200725	5113317	MASHUSHU H	1	52	14	26.9	54	22	40.7	39	0	1	2.6
	500124283	5113213	MATAMZANA DUBE S	4	118	95	80.5	137	128	93.4	156	0	92	59.0
	500311688	5113117	MATHEKU S	3	61	23	37.7	63	23	36.5	100	0	18	18.0
	500201761	5113318	MATHOLAMNYAMA S	1	76	69	90.8	64	53	82.8	74	0	61	82.4
	500202575	5113118	MAVUMENGWANE H	1	107	58	54.2	111	68	61.3	91	0	53	58.2
	500342916	5113319	MBANGAYIYA JS	1	57	22	38.6	13	10	76.9	23	0	15	65.2
	500203944	5113320	MBATSHAZWA S	1	44	15	34.1	29	10	34.5	54	0	13	24.1
	500204536	5113321	MBIZWE H	2	37	31	83.8	39	7	17.9	53	0	11	20.8
	500205202	5113439	MBUSOWABATHETHWA SS	3	102	90	88.2	74	54	73.0	92	0	69	75.0
	500205387	5113214	MBUYISENI H	3	37	23	62.2	38	35	92.1	61	0	48	78.7
	500205498	5113215	MCABANGO H	3	33	25	75.8	78	22	28.2	72	0	19	26.4
	500208125	5113440	MEVAMHLOPHE H	3	90	46	51.1	97	37	38.1	66	0	58	87.9
	500320013	5113441	MFANISO S	3	27	17	63.0	37	1	2.7	22	0	4	18.2
	500209420	5113442	MGEZENI H	2	249	243	97.6	246	239	97.2	287	0	270	94.1
	500209531	5113119	MGITSHWA H	2	74	57	77.0	72	52	72.2	149	0	81	54.4
	500210197	5113120	MHLAKAZA H	1							20	0	4	20.0
	500401894	5113216	MJABULISENI S	1	66	21	31.8	65	21	32.3	114	1	17	14.9
	500212084	5113443	MKHOMBISI H	2	98	36	36.7	105	24	22.9	102	0	25	24.5
	500212195	5113444	MKHONTO H	2	22	18	81.8	19	10	52.6	24	0	13	54.2
	500308913	5113322	MLOYISWA JS	2	40	22	55.0	32	11	34.4	55	5	25	45.5
	500307137	5113445	MNINGI H	2	243	242	99.6	167	164	98.2	267	19	212	79.4
	500213601	5113323	MNQANDI H	2	44	28	63.6	56	14	25.0	62	0	21	33.9
	500213934	5113324	MNYAKANYA H	2	83	55	66.3	102	45	44.1	131	1	38	29.0
	500216302	5113446	MPEPHOSE S	2	48	37	77.1	53	34	64.2	86	1	38	44.2
	500216339	5113325	MPHALENI S	2	37	19	51.4	22	1	4.5	42	0	8	19.0
	500304843	5113326	MPHATHESITHA JS	2	116	74	63.8	121	61	50.4	115	5	55	47.8
	500216524	5113327	MPHEMBA H	2	147	135	91.8	92	73	79.3	143	0	31	21.7
	500219225	5113328	MTHIYAQHWA S	2	219	107	48.9	188	121	64.4	252	0	105	41.7
	500219484	5113141	MTHONGA S	1	15	5	33.3	15	1	6.7	16	6	2	12.5
	500303437	5113447	MTHONJANENI H	3	106	80	75.5	98	36	36.7	87	0	40	46.0
500220224	5113217	MTHUNZINI H	2	130	64	49.2	70	70	100.0	77	1	50	64.9	

District Name	EMIS No	Centre No	Centre Name	Quintile	2013			2014			2015			
					Wrote	Achieved	% Achieved	Wrote	Achieved	% Achieved	Wrote	No Progressed	Achieved	% Achieved
UTHUNGULU	500213786	5113218	MUNTONOKUDLA S	3	100	45	45.0	95	55	57.9	131	2	35	26.7
	500221593	5113329	MVUTSHINI H	1	104	90	86.5	23	22	95.7	100	1	30	30.0
	500224923	5113219	NDESHENI H	3	74	50	67.6	129	53	41.1	92	0	50	54.3
	500225182	5113448	NDLABEYILANDULA S	2	55	51	92.7	62	45	72.6	99	0	47	47.5
	500225441	5113121	NDLONGOLWANE H	1	48	35	72.9	44	26	59.1	73	0	40	54.8
	500225515	5113122	NDLUYESILO H	2	82	53	64.6	53	17	32.1	87	0	15	17.2
	500228475	5113330	NGONO S	1	365	222	60.8	244	113	46.3	395	0	156	39.5
	500229289	5113331	NGWEKAZI H	2	81	57	70.4	89	43	48.3	89	5	42	47.2
	500229400	5113220	NGWENYA S	3	34	27	79.4	21	13	61.9	25	0	15	60.0
	500230547	5113449	NHLOYANA S	2	37	29	78.4	44	28	63.6	71	0	34	47.9
	500231139	5113222	NJINGILI S	2	55	34	61.8	37	13	35.1	43	0	13	30.2
	500231583	5113333	NKANDLA S	2	59	16	27.1	63	29	46.0	98	0	35	35.7
	500231731	5113334	NKANYISO H	1	30	14	46.7	36	25	69.4	51	0	19	37.3
	500232767	5113450	NKOSITHANDILE S	2	142	135	95.1	150	124	82.7	162	0	132	81.5
	500319754	5113223	NOGABISELA H	2	42	33	78.6	53	36	67.9	47	0	29	61.7
	500234062	5113123	NOKHALELA H	1	30	25	83.3	15	14	93.3	46	0	10	21.7
	500311725	5113124	NOMAQONI JS	2	22	11	50.0	34	1	2.9	29	9	10	34.5
	500235172	5113125	NOMAYACA H	2	87	61	70.1	58	48	82.8	121	0	73	60.3
	500235505	5113335	NONGAMLANA H	1	50	21	42.0	31	17	54.8	65	29	27	41.5
	500235616	5113451	NONGWELEZA H	3	150	86	57.3	102	87	85.3	110	2	79	71.8
	500324749	5113126	NOQANDELA JS	1	24	15	62.5	27	27	100.0	24	4	3	12.5
	500309468	5113336	NQAMANA JS	1	8	5	62.5	7	3	42.9	8	0	1	12.5
	500237540	5113127	NQUMIZWE S	2	41	24	58.5	68	40	58.8	65	15	27	41.5
	500238872	5113128	NTABANTUZUMA H	2	121	106	87.6	102	100	98.0	129	0	114	88.4
	500240315	5113452	NTONGANDE H	3	155	79	51.0	111	61	55.0	181	0	74	40.9
	500242165	5113224	NZUZA S	2	60	36	60.0	63	33	52.4	91	0	4	4.4
	500242461	5113453	OBUKA SS	1	53	40	75.5	56	39	69.6	60	2	41	68.3
	500243608	5113454	OLD MILL H	5	210	182	86.7	227	204	89.9	210	0	158	75.2
	500243904	5113225	ONGOYE S	3	143	90	62.9	82	73	89.0	138	7	86	62.3
	500319458	5113129	PHANGIFA COM-TECH	2	72	11	15.3	46	7	15.2	68	0	8	11.8
	500248122	5113338	PHEMBELA S	1	21	20	95.2	20	13	65.0	24	0	8	33.3
	500248862	5113339	PHINDIZWE H	1	48	19	39.6	12	1	8.3	42	0	8	19.0
	500248936	5113130	PHINDULIMI H	2	56	38	67.9	75	39	52.0	52	2	24	46.2
	500249861	5113455	PHUMOSIZINI S	2	15	14	93.3	16	12	75.0	16	0	11	68.8
	500445961	5113142	PRINCESS LANGAZANA S	2	61	56	91.8	81	48	59.3	49	0	39	79.6
	500252377	5113226	QANTAYI H	4	113	59	52.2	141	52	36.9	98	0	29	29.6
	500252636	5113227	QHAKAZA S	3	109	94	86.2	151	126	83.4	141	0	122	86.5
	500252673	5113456	QHAMUKA S	3	67	47	70.1	87	43	49.4	103	0	79	76.7
	500253598	5113457	QONDINDLELA S	2	42	24	57.1	37	23	62.2	26	0	20	76.9
	500255411	5113458	RICHARDS BAY S	5	188	166	88.3	184	126	68.5	201	1	104	51.7
500255448	5113459	RICHARDSBAAI H	5	122	119	97.5	106	102	96.2	178	0	170	95.5	

District Name	EMIS No	Centre No	Centre Name	Quintile	2013			2014			2015				
					Wrote	Achieved	% Achieved	Wrote	Achieved	% Achieved	Wrote	No Progressed	Achieved	% Achieved	
UTHUNGULU	500491434	5113479	RICHEM S	-								39	0	39	100.0
	500260295	5113341	SENZAKAHLE JS	2	26	17	65.4	16	3	18.8	28	5	10	35.7	
	500309542	5113342	SENZELA JS	1	46	20	43.5	43	14	32.6	30	2	9	30.0	
	500259185	5113460	SIBEKEZELE S	2	29	28	96.6	31	30	96.8	65	0	59	90.8	
	500262774	5113343	SIBHAKABHAKA S	1	9	6	66.7	12	8	66.7	28	0	1	3.6	
	500262811	5113228	SIBHAKUZA S	1	55	49	89.1	48	34	70.8	105	0	12	11.4	
	500263440	5113461	SIBONOKUHLE H	3	99	85	85.9	61	52	85.2	124	0	90	72.6	
	500319865	5113229	SIHUBELA S	2	39	13	33.3	31	15	48.4	45	0	25	55.6	
	500265068	5113240	SIKHULANGEMFUNDO JS	-							150	0	105	70.0	
	500266844	5113462	SINQOBILE H	2	40	23	57.5	38	19	50.0	30	0	26	86.7	
	500342694	5113131	SIPHOSETHU H	2	46	27	58.7	37	24	64.9	52	0	18	34.6	
	500267843	5113132	SIPHOSO S	2	67	37	55.2	54	32	59.3	55	0	29	52.7	
	500268657	5113463	SITHEKU H	2	39	22	56.4	112	29	25.9	120	6	27	22.5	
	500269434	5113230	SIYABONGA S	2	42	12	28.6	38	3	7.9	42	0	16	38.1	
	500307507	5113464	SIZAKAHLE JS	3	30	25	83.3	55	51	92.7	53	0	38	71.7	
	500309505	5113344	SIZWESONKE JS	1	30	11	36.7	40	14	35.0	24	0	5	20.8	
	500275243	5113465	ST CATHERINES H	-	20	20	100.0	25	25	100.0	14	0	14	100.0	
	500278869	5113133	SUNNYDALE S	4	126	87	69.0	69	57	82.6	110	0	87	79.1	
	500285418	5113241	THAMBOLINI JS	-							50	3	30	60.0	
	500280682	5113466	THANDUYISE H	5	153	77	50.3	90	64	71.1	91	0	56	61.5	
	500282791	5113467	THOLOKUHLE S	4	342	312	91.2	186	173	93.0	147	1	127	86.4	
	500284049	5113231	TISAND TECHNICAL H	5	223	189	84.8	146	85	58.2	122	0	68	55.7	
	500285122	5113468	TSHELAMANZI S	3	58	14	24.1	34	18	52.9	32	0	10	31.3	
	500285603	5113134	UBAMBISWANO H	4	51	29	56.9	38	34	89.5	52	1	35	67.3	
	500287009	5113469	UMBIYA S	2	96	66	68.8	106	56	52.8	131	0	34	26.0	
	500287157	5113232	UMDLAMFE S	5	183	129	70.5	217	121	55.8	175	0	72	41.1	
	500401857	5113470	UMKHOSI H	2	29	20	69.0	45	22	48.9	37	0	8	21.6	
	500234580	5113345	UMZIKAZI H	1	94	54	57.4	78	47	60.3	99	0	47	47.5	
	500307581	5113135	UPHEZENI S	2	23	23	100.0	23	19	82.6	14	0	13	92.9	
	500290117	5113233	UPHINDO S	3	42	29	69.0	51	18	35.3	40	0	22	55.0	
	500290672	5113136	UYAYA S	1	41	13	31.7	33	12	36.4	24	9	8	33.3	
	500290709	5113471	UYENGO S	3	84	59	70.2	142	77	54.2	157	2	69	43.9	
	500291190	5113137	VELAMUVA H	2	39	22	56.4	40	17	42.5	42	0	10	23.8	
	500291264	5113346	VELANGAYE H	1	356	303	85.1	246	210	85.4	308	0	234	76.0	
	500293484	5113347	VULEKA SCHOOL FOR THE DEAF	-	8	8	100.0	6	6	100.0	4	0	2	50.0	
	500295149	5113472	WELABASHA H	2	178	177	99.4	239	227	95.0	227	1	218	96.0	
500297887	5113138	YAMELA S	2	63	46	73.0	25	19	76.0	57	0	48	84.2		
500297924	5113473	YANGUYE H	2	64	28	43.8	62	19	30.6	119	5	11	9.2		
500298368	5113474	ZAKHEKAHLE S	2	15	9	60.0	32	21	65.6	32	0	8	25.0		

District Name	EMIS No	Centre No	Centre Name	Quintile	2013			2014			2015			
					Wrote	Achieved	% Achieved	Wrote	Achieved	% Achieved	Wrote	No Progressed	Achieved	% Achieved
UTHUNGULU	500307729	5113234	ZENZELENI MASHAMASE S	2	101	42	41.6	118	56	47.5	91	0	35	38.5
	500300329	5113235	ZIMEME H	1	18	15	83.3	38	0	0.0	35	0	4	11.4
	500300514	5113236	ZINQOBELE S	1	92	89	96.7	48	42	87.5	129	0	3	2.3
	500300699	5113475	ZIPHOZONKE H	3	125	115	92.0	87	76	87.4	115	0	101	87.8
	500300884	5113237	ZITHUME H	2	26	26	100.0	16	12	75.0	16	0	4	25.0
	500301994	5113139	ZWELITHINI H	4	95	94	98.9	143	137	95.8	120	0	88	73.3
ZULULAND	500100270	5112401	ABAQULUSI H	1	111	59	53.2	77	56	72.7	82	4	30	36.6
	500105006	5112501	BAMBANANI H	3	186	156	83.9	243	169	69.5	283	3	226	79.9
	500105635	5112201	BANTUBANINGI H	1	85	57	67.1	63	26	41.3	51	0	8	15.7
	500105709	5112301	BANZANA S	2	82	74	90.2	76	64	84.2	88	0	70	79.5
	500105894	5112402	BAQULUSINI COMBINED	2	58	39	67.2	107	56	52.3	129	0	71	55.0
	500107115	5112101	BEMBASKOP COMBINED S	1	17	10	58.8	18	9	50.0	21	9	1	4.8
	500108040	5112302	BHAQALWESIZWE H	1	63	53	84.1	55	39	70.9	65	0	12	18.5
	500108558	5112202	BHEKIFA H	1	44	37	84.1	41	28	68.3	31	0	13	41.9
	500109668	5112303	BHOKWE S	2	60	57	95.0	77	62	80.5	73	4	37	50.7
	500111185	5112502	BONGINHLANHLA H	2	74	49	66.2	74	40	54.1	98	1	64	65.3
	500111222	5112304	BONGOKUHLE H	2	80	61	76.3	55	36	65.5	86	0	36	41.9
	500290302	5112103	BUSEKHAYA H	2	17	13	76.5	21	7	33.3	19	0	7	36.8
	500121175	5112203	DIKANA H	1	89	72	80.9	94	44	46.8	102	4	37	36.3
	500121582	5112503	DINGUKWAZI SS	3	272	207	76.1	251	202	80.5	300	1	237	79.0
	500125652	5112504	DWALENI H	4	123	94	76.4	101	60	59.4	118	0	75	63.6
	500133126	5112204	EKHOMBE H	1	35	14	40.0	70	24	34.3	84	0	29	34.5
	500128427	5112205	EKUDUBEKENI H	3	90	74	82.2	135	78	57.8	111	0	59	53.2
	500129426	5112206	EKWANDENI COMBINED	1	21	18	85.7	15	6	40.0	24	0	12	50.0
	500131276	5112305	EMANONO H	1	27	27	100.0	28	17	60.7	30	3	2	6.7
	500134199	5112306	EMPILWENI JS	2	137	107	78.1	114	106	93.0	118	0	46	39.0
	500135975	5112307	ENDLOVUKAZI H	1	51	17	33.3	47	34	72.3	54	0	30	55.6
	500343323	5112506	ENHLANHLENI S	3	51	38	74.5	50	37	74.0	69	0	42	60.9
	500138084	5112106	ENQABENI COMBINED	1	26	22	84.6	57	26	45.6	54	0	12	22.2
	500144374	5112308	FALAZA H	1	161	117	72.7	109	45	41.3	180	0	61	33.9
	500341399	5112207	FELIFA S	1	51	33	64.7	68	28	41.2	84	0	25	29.8
	500144781	5112107	FILIDI S	3	107	79	73.8	106	96	90.6	260	0	146	56.2
	500145669	5112309	FUMANA COMBINED	1	59	43	72.9	57	34	59.6	82	29	22	26.8
	500145928	5112310	FUNDUKHALIPHE H	1	57	48	84.2	87	16	18.4	58	4	26	44.8
	500148000	5112108	GELEKEDLE S	3	117	95	81.2	66	52	78.8	120	1	92	76.7
	500150146	5112109	GOBENI COMBINED	1	43	28	65.1	46	14	30.4	37	3	7	18.9
	500326488	5112208	GQOKAMANDLA JS	1	77	63	81.8	87	57	65.5	61	0	42	68.9
	500152107	5112403	GROOTSPRUIT COMBINED	1	27	17	63.0	46	26	56.5	42	5	25	59.5
	500152477	5112110	GUDU S	2	137	87	63.5	139	84	60.4	170	33	58	34.1

District Name	EMIS No	Centre No	Centre Name	Quintile	2013			2014			2015			
					Wrote	Achieved	% Achieved	Wrote	Achieved	% Achieved	Wrote	No Progressed	Achieved	% Achieved
ZULULAND	500153365	5112311	HAMBANGENDLELA H	1	63	38	60.3	49	27	55.1	80	0	39	48.8
	500153550	5112111	HAMU H	1	39	16	41.0	68	12	17.6	88	0	15	17.0
	500154882	5112312	HESHE JS	1	46	18	39.1	52	20	38.5	42	0	17	40.5
	500156436	5112313	HLANGANANIMAZULU S	-							10	0	5	50.0
	500156473	5112112	HLANGUZA COMBINED	3	12	11	91.7	21	9	42.9	19	0	7	36.8
	500159877	5112114	IKHETHELO S	2	53	46	86.8	79	31	39.2	114	0	41	36.0
	500160543	5112209	IMBILANE H	4	94	72	76.6	83	53	63.9	95	10	84	88.4
	500160950	5112314	IMIZAMO S	1	13	12	92.3	13	7	53.8	18	0	4	22.2
	500161320	5112210	IMPUMELELO H	2	44	41	93.2	51	38	74.5	26	0	15	57.7
	500164502	5112115	INKAMANA S	-	27	27	100.0	28	28	100.0	28	0	28	100.0
	500310615	5112507	INTONGA H	2	62	32	51.6	59	32	54.2	93	0	50	53.8
	500167129	5112116	IQHAWELESIZWE CP	2	45	22	48.9	37	19	51.4	78	0	20	25.6
	500167906	5112315	ISIHLAHLASENKOSI H	1	62	39	62.9	66	28	42.4	71	0	20	28.2
	500168202	5112211	ISIKHWEBEZI H	1	39	37	94.9	51	49	96.1	55	1	30	54.5
	500169275	5112117	ISOLOMUZI S	2	143	130	90.9	177	163	92.1	221	52	205	92.8
	500169830	5112316	ITSHOBHANA JS	1	72	60	83.3	69	39	56.5	127	20	39	30.7
	500169978	5112317	IVUNA H	1	58	50	86.2	69	55	79.7	46	10	18	39.1
	500170015	5112212	IVUNGU H	2	43	40	93.0	34	24	70.6	32	0	0	0.0
	500171014	5112213	JAMES NXUMALO AGRICULTURAL H	4	90	87	96.7	93	89	95.7	76	0	66	86.8
	500343101	5112214	JOKO S	1	41	34	82.9	45	11	24.4	36	3	6	16.7
	500172383	5112405	KANYEKANYE H	3	81	74	91.4	58	52	89.7	105	0	86	81.9
	500173086	5112406	KHAMBULA COMBINED	2	8	6	75.0	13	0	0.0	12	0	7	58.3
	500173530	5112407	KHANYANJALO S	4	88	46	52.3	181	70	38.7	78	1	43	55.1
	500173715	5112408	KHANYISELUZULU S	1	78	66	84.6	48	34	70.8	39	0	31	79.5
	500323195	5112119	KHETHUKUTHULA S	2	16	9	56.3	13	2	15.4	14	0	6	42.9
	500303326	5112120	KHONDLO S	3	120	108	90.0	150	109	72.7	131	5	99	75.6
	500174899	5112508	KHOZA H	2	47	29	61.7	42	16	38.1	58	1	19	32.8
	500175343	5112509	KHULUMELUZULU H	2	97	74	76.3	83	67	80.7	99	0	72	72.7
	500175861	5112318	KING BHEKUZULU H	4	124	85	68.5	143	109	76.2	156	27	106	67.9
	500175935	5112319	KING DINUZULU H	3	135	86	63.7	159	44	27.7	180	0	67	37.2
	500250009	5112320	KING PHUMZUZULU H	2	72	63	87.5	66	59	89.4	92	0	79	85.9
	500176268	5112321	KITAKITA H	1	50	44	88.0	67	39	58.2	90	68	25	27.8
	500176342	5112121	KLEIN-EDEN P	2	24	18	75.0	30	19	63.3	68	0	26	38.2
	500177082	5112123	KONFOOR COMBINED	1	21	17	81.0	28	19	67.9	36	0	19	52.8
	500321308	5112215	KWABHAMU JS	1	37	37	100.0	3	3	100.0	37	0	0	0.0
	500304695	5112125	KWABHANYA S	2	67	63	94.0	92	85	92.4	127	0	108	85.0
	500179117	5112322	KWADENGE SS	2	77	70	90.9	124	85	68.5	96	2	42	43.8
	500179265	5112323	KWADOMBA H	1	60	47	78.3	78	16	20.5	84	0	5	6.0
	500181411	5112409	KWAMNYAYIZA H	1	44	21	47.7	44	16	36.4	71	2	28	39.4
	500304732	5112421	KWAMPUNZI COMBINED	1	25	21	84.0	20	2	10.0	24	0	4	16.7
500182040	5112510	KWAMZIWENTSHA H	2	21	14	66.7	37	7	18.9	63	11	23	36.5	

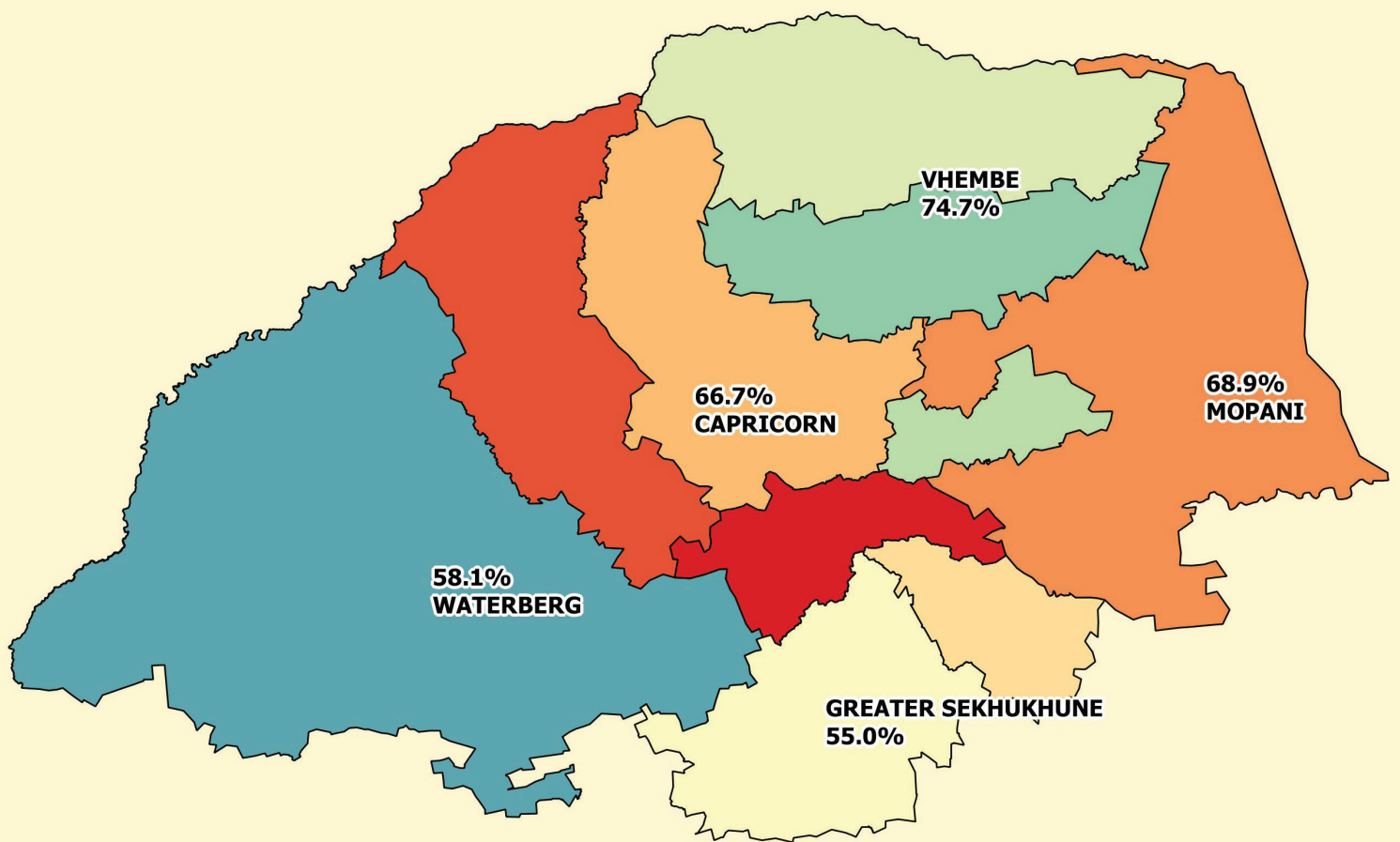
District Name	EMIS No	Centre No	Centre Name	Quintile	2013			2014			2015			
					Wrote	Achieved	% Achieved	Wrote	Achieved	% Achieved	Wrote	No Progressed	Achieved	% Achieved
ZULULAND	500182558	5112126	KWANOTSHELWA S	2	114	94	82.5	148	104	70.3	177	0	119	67.2
	500183187	5112410	KWASA H	3	94	64	68.1	92	38	41.3	105	0	45	42.9
	500342990	5112324	KWA-ZIPHETHE S	1	105	96	91.4	162	121	74.7	209	0	104	49.8
	500184334	5112325	KWAZWIDE H	3	55	52	94.5	74	58	78.4	92	0	64	69.6
	500292818	5112127	LANDBOU H	4	22	22	100.0	36	34	94.4	38	1	38	100.0
	500185185	5112511	LANDOKWAKHE S	2	88	75	85.2	67	58	86.6	75	0	63	84.0
	500333814	5112512	LANGA JS	3	199	167	83.9	190	148	77.9	180	0	128	71.1
	500185518	5112128	LANGENI COMBINED	1	44	27	61.4	59	28	47.5	76	0	28	36.8
	500309135	5112216	MABHIDLA H	1	73	64	87.7	78	22	28.2	83	0	29	34.9
	500190624	5112129	MACHANGA S	3	66	46	69.7	73	50	68.5	73	0	37	50.7
	500321345	5112217	MAGQEZULANA JS	-				12	5	41.7	17	0	7	41.2
	500192585	5112412	MAGUBULUNDU S	-	18	2	11.1	29	7	24.1	36	0	6	16.7
	500192770	5112513	MAGUTSHWA H	2	97	65	67.0	66	40	60.6	91	0	62	68.1
	500336071	5112514	MAGWEGWANA S	2	144	103	71.5	134	57	42.5	131	0	54	41.2
	500193214	5112218	MAHLABATHINI H	4	166	120	72.3	196	157	80.1	173	0	97	56.1
	500195101	5112130	MALANDELA S	2	23	18	78.3	30	11	36.7	34	4	13	38.2
	500326895	5112326	MANDLAKAZI H	1	88	80	90.9	90	60	66.7	74	0	26	35.1
	500197876	5112515	MANZAMHLOPHE INTERMEDIATE	1	26	17	65.4	30	12	40.0	70	2	16	22.9
	500198505	5112219	MAPHOVELA H	1	41	25	61.0	11	9	81.8	41	0	4	9.8
	500198801	5112220	MAQHINGENDODA H	3	140	77	55.0	115	66	57.4	193	0	78	40.4
	500449994	5112360	MARTHA BEYERS ACADEMY	-							15	0	14	93.3
	500200762	5112327	MASIBHEKANE H	2	57	44	77.2	39	33	84.6	63	20	37	58.7
	500200836	5112221	MASIBUMBANE H	4	217	145	66.8	233	218	93.6	168	10	135	80.4
	500326118	5112516	MASIPHULA JS	2	88	70	79.5	97	63	64.9	124	1	81	65.3
	500321678	5112328	MATHANGETSHITSHI H	2	83	58	69.9	101	57	56.4	114	0	63	55.3
	500201798	5112222	MATHOLE H	1	65	65	100.0	85	67	78.8	96	0	54	56.3
	500201946	5112131	MATHUNJWA S	1	154	154	100.0	140	140	100.0	132	2	132	100.0
	500202390	5112223	MATSHITSHOLO H	2	150	147	98.0	70	32	45.7	151	7	4	2.6
	500309172	5112224	MAZONKE H	1	103	51	49.5	88	48	54.5	86	1	33	38.4
	500204129	5112517	MBHEKWA H	3	135	88	65.2	101	70	69.3	180	0	63	35.0
	500205757	5112330	MCHITHEKI H	3	174	144	82.8	207	125	60.4	191	0	109	57.1
	500206571	5112225	MDUMELA S	1	50	25	50.0	92	34	37.0	75	0	44	58.7
	500208088	5112132	METZELFONTEIN COMBINED	3	30	6	20.0	17	5	29.4	13	0	7	53.8
	500208162	5112331	MEYAMA H	2	26	20	76.9	24	16	66.7	24	1	4	16.7
500208717	5112332	MFINYELI H	2	107	101	94.4	166	124	74.7	115	6	86	74.8	
500210271	5112226	MHLAMBANSILA H	1	66	60	90.9	40	30	75.0	43	2	23	53.5	
500212787	5112333	MLOKOTHTWA H	3	189	180	95.2	109	106	97.2	175	1	162	92.6	
500212861	5112518	MLOMOKAZULU JS	3	65	50	76.9	89	53	59.6	71	5	41	57.7	
500214008	5112227	MNYAMANA H	1	100	85	85.0	71	57	80.3	122	16	53	43.4	

District Name	EMIS No	Centre No	Centre Name	Quintile	2013			2014			2015			
					Wrote	Achieved	% Achieved	Wrote	Achieved	% Achieved	Wrote	No Progressed	Achieved	% Achieved
ZULULAND	500214489	5112133	MONDLO S	3	95	45	47.4	79	44	55.7	92	0	62	67.4
	500216709	5112334	MPIKANINA H	1	66	64	97.0	69	10	14.5	89	1	22	24.7
	500216820	5112519	MPINDISO H	3	70	53	75.7	52	50	96.2	60	0	44	73.3
	500217005	5112157	MPOFINI S	3	160	119	74.4	123	91	74.0	176	0	77	43.8
	500217597	5112228	MPUNGAMHLOPHE S	2	99	92	92.9	111	84	75.7	109	0	42	38.5
	500218004	5112229	MQINISENI H	1	18	16	88.9	37	2	5.4	55	0	15	27.3
	500218337	5112335	MSHANELOWESIZWE H	1	72	61	84.7	99	55	55.6	96	0	44	45.8
	500337403	5112413	MTHINGANA JS	2	25	8	32.0	15	5	33.3	36	5	24	66.7
	500219410	5112336	MTHOMBOWESIZWE H	1	31	29	93.5	24	12	50.0	34	0	18	52.9
	500219632	5112230	MTHUNZIWOXOLO S	1	90	57	63.3	89	58	65.2	97	1	51	52.6
	500219891	5112520	MTSHEKULA H	2	44	25	56.8	53	25	47.2	51	0	30	58.8
	500221038	5112231	MUZIWENGQONDO S	2	35	33	94.3	30	17	56.7	28	0	14	50.0
	500221075	5112134	MUZIWEPHAHLA S	2	72	28	38.9	92	35	38.0	54	15	26	48.1
	500303474	5112414	MUZIWESIZWE H	3	159	112	70.4	184	114	62.0	166	15	113	68.1
	500221704	5112135	MVUZINI S	3	18	7	38.9	30	7	23.3	45	0	16	35.6
	500223998	5112136	NCWECWE S	2	13	1	7.7	15	3	20.0	26	1	3	11.5
	500225478	5112232	NDLOVANA H	4	94	50	53.2	92	31	33.7	86	6	22	25.6
	500226255	5112233	NENDE S	1	29	20	69.0	11	8	72.7	37	0	19	51.4
	500227254	5112137	NGALI S	2	167	101	60.5	131	87	66.4	170	0	83	48.8
	500227846	5112415	NGEBHUZANA H	1	35	14	40.0	26	9	34.6	42	0	9	21.4
	500228549	5112138	NGOTSHE S	1	76	53	69.7	81	51	63.0	151	0	61	40.4
	500228808	5112234	NGQENGELELE H	1	57	46	80.7	78	55	70.5	59	4	27	45.8
	500327487	5112416	NGWANYA COMBINED	-							13	0	5	38.5
	500229955	5112337	NHLANHLAYETHU S	2	94	47	50.0	54	21	38.9	58	0	21	36.2
	500230584	5112235	NHLUNGWANE H	1	115	79	68.7	105	56	53.3	122	0	59	48.4
	500231805	5112339	NKAWU S	1	57	45	78.9	72	34	47.2	72	0	36	50.0
	500232841	5112340	NKOWANE H	1	80	41	51.3	71	28	39.4	88	0	34	38.6
	500326858	5112341	NOJU S	3	58	52	89.7	96	73	76.0	81	0	40	49.4
	500235209	5112236	NOMZIMANA H	1	61	47	77.0	64	21	32.8	80	4	12	15.0
	500235246	5112342	NOMZINTO H	1	34	6	17.6	28	3	10.7	22	0	6	27.3
	500237133	5112343	NQABAYEMBUBE H	2	45	24	53.3	55	30	54.5	49	1	14	28.6
	500311244	5112344	NQOBIZITHA H	1	50	43	86.0	43	8	18.6	49	0	23	46.9
	500237799	5112237	NSABEKHULUMA H	1	75	42	56.0	70	16	22.9	81	1	21	25.9
	500238021	5112238	NSIKAYENDLU H	4	192	170	88.5	121	119	98.3	222	0	191	86.0
	500325711	5112239	NTABABOMVU JS	2	29	24	82.8	17	3	17.6	31	0	19	61.3
	500238983	5112240	NTABASUKA S	1	55	49	89.1	60	56	93.3	106	0	90	84.9
	500241832	5112362	NYONEBOMVU S	-							25	1	9	36.0
	500303104	5112532	ONGANE COMBINED	1	22	8	36.4	17	6	35.3	14	0	4	28.6
	500244311	5112521	OPHONGOLA H	3	162	113	69.8	126	86	68.3	156	28	70	44.9
	500248640	5112241	PHIKWASE H	1	99	79	79.8	104	30	28.8	105	1	17	16.2
500249750	5112345	PHUMANYOVA H	3	218	218	100.0	179	179	100.0	345	18	314	91.0	
500250638	5112142	PIONIER H	4	101	96	95.0	114	112	98.2	107	0	107	100.0	

District Name	EMIS No	Centre No	Centre Name	Quintile	2013			2014			2015			
					Wrote	Achieved	% Achieved	Wrote	Achieved	% Achieved	Wrote	No Progressed	Achieved	% Achieved
ZULULAND	500250934	5112522	PONGOLA AKADEMIE	4	26	26	100.0	22	22	100.0	26	0	26	100.0
	500250897	5112523	PONGOLA INTERMEDIATE	2	37	23	62.2	34	23	67.6	69	14	31	44.9
	500108817	5112346	PRINCE BHEKINTHINTA H	1	55	23	41.8	43	28	65.1	67	0	19	28.4
	500251637	5112347	PRINCE MNYAYIZA H	3	104	78	75.0	95	57	60.0	127	0	51	40.2
	500224479	5112348	PRINCE NDABUKO H	2	37	20	54.1	28	19	67.9	33	6	14	42.4
	500251674	5112349	PRINCE SILWANE H	2	21	21	100.0	31	23	74.2	16	4	5	31.3
	500272616	5112350	PRINCE SOJIYISA H	1							62	0	16	25.8
	500284160	5112351	PRINCE TOKOTOKO H	3	56	35	62.5	58	49	84.5	41	0	26	63.4
	500259925	5112524	SEBENZAKANZIMA S	3	78	67	85.9	98	59	60.2	107	0	52	48.6
	500260110	5112143	SEKETHWAYO S	3	66	38	57.6	76	41	53.9	80	0	32	40.0
	500260332	5112242	SENZANGAKHONA S	2	76	72	94.7	106	93	87.7	87	0	83	95.4
	500262071	5112243	SHIBILIKA S	1	75	64	85.3	21	8	38.1	80	0	7	8.8
	500262256	5112145	SHONGOLOLO COMBINED	2	51	25	49.0	22	12	54.5	29	0	12	41.4
	500262626	5112244	SIBANISAKHE H	1	78	76	97.4	69	60	87.0	84	3	74	88.1
	500263625	5112525	SIBUMBENE H	2	68	55	80.9	72	51	70.8	57	0	39	68.4
	500263699	5112353	SIBUSISO H	2	69	44	63.8	43	27	62.8	53	15	27	50.9
	500264550	5112526	SIGQAMISE S	3	146	124	84.9	129	123	95.3	160	3	86	53.8
	500264735	5112147	SIHLENGENI COMBINED S	1	45	28	62.2	28	11	39.3	39	0	15	38.5
	500327448	5112148	SIKHIYE S	2	38	20	52.6	15	9	60.0	57	4	34	59.6
	500304621	5112149	SIKHULILE COMBINED	2	56	33	58.9	43	12	27.9	43	0	17	39.5
	500266659	5112354	SINKONKONKO H	1	75	41	54.7	65	16	24.6	79	0	11	13.9
	500267806	5112150	SIPHOSINI H	2	58	48	82.8	44	43	97.7	59	0	35	59.3
	500267991	5112527	SIQALUKUBONA H	2	23	17	73.9	22	16	72.7	17	0	9	52.9
	500304991	5112151	SIQOPHUMLANDO S	2	12	6	50.0	16	8	50.0	14	0	6	42.9
	500268990	5112245	SITHOLINHLANHLA S	2	38	38	100.0	44	25	56.8	71	0	11	15.5
	500270026	5112246	SIYANGEMPUMELELO H	2	77	77	100.0	88	72	81.8	151	0	62	41.1
	500270063	5112355	SIYAPHAKAMA H	1	54	39	72.2	69	20	29.0	54	8	35	64.8
	500270618	5112417	SIYAZIZAMELA S	1	17	16	94.1	6	6	100.0	8	0	4	50.0
	500342879	5112356	SIZABONKE S	1	11	10	90.9	29	18	62.1	23	0	5	21.7
	500272542	5112418	SOGADUZELA S	1	16	9	56.3	5	3	60.0	20	9	5	25.0
	500273134	5112528	SOMILE H	2	47	27	57.4	86	18	20.9	72	30	16	22.2
	500274429	5112529	SOZAMA H	4	78	58	74.4	84	58	69.0	106	0	58	54.7
	500276945	5112248	ST VICTOR S	2	85	71	83.5	94	75	79.8	104	0	45	43.3
	500282828	5112249	THOLUKUKHANYA H	1	97	54	55.7	91	46	50.5	115	1	59	51.3
	500283605	5112357	THULWANA H	1	15	5	33.3	11	3	27.3	19	0	13	68.4
	500446331	5112253	TSHANIBEZWE S	1	52	47	90.4	40	28	70.0	41	0	21	51.2
500287268	5112152	UMFOLOZI S	1	44	39	88.6	101	16	15.8	53	0	14	26.4	
500287860	5112250	UMHLOLUTHINI H	1	43	43	100.0	60	52	86.7	53	0	45	84.9	

District Name	EMIS No	Centre No	Centre Name	Quintile	2013			2014			2015			
					Wrote	Achieved	% Achieved	Wrote	Achieved	% Achieved	Wrote	No Progressed	Achieved	% Achieved
ZULULAND	500287527	5112530	UMNGAMA INTERMEDIATE	1	29	10	34.5	19	13	68.4	30	0	7	23.3
	500290265	5112153	UQWEQWE S	1	57	34	59.6	63	47	74.6	60	0	30	50.0
	500303215	5112420	UZWANO S	1	37	11	29.7	33	16	48.5	28	0	12	42.9
	500292707	5112154	VRYHEID COMPREHENSIVE S	4	141	134	95.0	169	145	85.8	178	2	162	91.0
	500292744	5112155	VRYHEID H	5	172	151	87.8	146	125	85.6	154	0	138	89.6
	500293040	5112531	VUKANIMAZULU S	2	46	33	71.7	19	6	31.6	12	0	8	66.7
	500293262	5112251	VUKUZA H	1	59	46	78.0	60	37	61.7	82	0	39	47.6
	500403411	5112533	VUSISIZWE INDEPENDENT	-				7	6	85.7	7	0	7	100.0
	500298627	5112156	ZAMANGOTHANDO S	2	24	18	75.0	24	17	70.8	32	18	17	53.1
	500299663	5112358	ZIBHEBHU H	1	40	24	60.0	38	15	39.5	37	11	12	32.4
	500302105	5112252	ZWELONKE H	1	133	129	97.0	123	115	93.5	179	0	154	86.0

Limpopo



District Name	EMIS No	Centre No	Centre Name	Quintile	2013			2014			2015			
					Wrote	Achieved	% Achieved	Wrote	Achieved	% Achieved	Wrote	No Progressed	Achieved	% Achieved
CAPRICORN	922250027	7221159	ALAPHA SECONDARY	1	27	9	33.3	12	3	25.0	16	12	5	31.3
	920213146	7211176	ALLDAYS COMBINED ACADEMY	1	17	12	70.6	34	21	61.8	46	16	20	43.5
	922250072	7222103	B K MATLALA COMMERCIAL HIGH	2	64	53	82.8	58	35	60.3	74	6	39	52.7
	922250041	7223101	BAHLALOGA SECONDARY	2	28	18	64.3	26	21	80.8	43	6	21	48.8
	922210012	7212101	BAKONE NKWE SECONDARY	1	34	16	47.1	24	10	41.7	8	0	5	62.5
	922250065	7223102	BAKWENA SENIOR SECONDARY	2	40	23	57.5	28	16	57.1	38	6	23	60.5
	923240037	7231104	BAPHUTHENG SECONDARY	3	23	10	43.5	18	16	88.9	31	0	29	93.5
	920210029	7212102	BATAUNG HIGH	1	69	49	71.0	51	37	72.5	72	0	50	69.4
	923245536	7235101	BJATLADI HIGH	2	84	60	71.4	70	36	51.4	103	6	69	67.0
	922210043	7213103	BODIELA SECONDARY	1	23	18	78.3	21	20	95.2	31	2	25	80.6
	922220057	7252144	BOETSE SECONDARY	1	175	112	64.0	111	88	79.3	159	38	99	62.3
	923260048	7242101	BOIKHUTSONG SENIOR SECONDARY	1	28	20	71.4	25	20	80.0	30	2	25	83.3
	922220071	7255101	BOKAMOSO SENIOR SECONDARY	3	134	121	90.3	85	82	96.5	102	11	94	92.2
	922250096	7224104	BOSAKGO SECONDARY	2	21	14	66.7	18	12	66.7	26	0	22	84.6
	923240051	7231105	BOSHEGO HIGH	3	48	34	70.8	46	34	73.9	54	19	42	77.8
	922251594	7224154	BOTSHOLLA SECONDARY	1	42	32	76.2	36	24	66.7	50	0	35	70.0
	922220095	7254102	BOTSIKANA SECONDARY	2	77	23	29.9	46	9	19.6	53	0	5	9.4
	904220101	7255130	CAPRICORN HIGH	3	203	194	95.6	199	184	92.5	246	4	223	90.7
	923240075	7231150	CHAKGA JUNIOR SECONDARY	1	25	19	76.0	16	12	75.0	20	3	9	45.0
	922250126	7224105	CHECHEMA SECONDARY	2	67	56	83.6	64	48	75.0	84	11	62	73.8
	922250133	7224106	CHIKA SENIOR SECONDARY	2	32	31	96.9	52	52	100.0	62	0	61	98.4
	921230023	7263101	CHITA KEKANA SENIOR SECONDARY	2	67	60	89.6	62	50	80.6	95	0	57	60.0
	992203201	7232159	CHRIST THE KING	-	20	17	85.0	20	14	70.0	34	10	19	55.9
	923260093	7245102	CHUEUE KGOLO SECONDARY	2	66	60	90.9	55	46	83.6	72	7	55	76.4
	992201201	7212174	DENDRON SECONDARY	1	211	210	99.5	146	146	100.0	188	1	185	98.4
	923260109	7241103	DEREK KOBE SENIOR SECONDARY	2	333	246	73.9	284	236	83.1	241	35	195	80.9
	923260123	7243151	DIKOBÉ MOLABA SECONDARY	3	34	21	61.8	19	10	52.6	51	11	21	41.2
	920210128	7214104	DIKOLOI SECONDARY	1	58	36	62.1	59	30	50.8	82	18	30	36.6
	923260130	7245145	DINAO SECONDARY	2	83	74	89.2	66	55	83.3	106	4	88	83.0
	904210159	7215173	DITHEBELE SECONDARY	2	57	28	49.1	38	31	81.6	37	0	27	73.0

District Name	EMIS No	Centre No	Centre Name	Quintile	2013			2014			2015			
					Wrote	Achieved	% Achieved	Wrote	Achieved	% Achieved	Wrote	No Progressed	Achieved	% Achieved
CAPRICORN	923242217	7235157	DITLALEMESO SECONDARY	2	126	91	72.2	92	85	92.4	106	8	88	83.0
	923260154	7242104	DITSEPU SECONDARY	2	64	49	76.6	38	34	89.5	65	17	43	66.2
	923240136	7234102	DOASHO HIGH	2	194	88	45.4	113	76	67.3	170	0	84	49.4
	922220156	7256140	DR A M S MAKUNYANE SECONDARY	3	128	86	67.2	83	52	62.7	119	44	75	63.0
	922220163	7254103	DR M J MADIBA SECONDARY	2	39	19	48.7	21	18	85.7	39	9	30	76.9
	919341114	7272101	FEDILE HIGH	2	71	50	70.4	57	45	78.9	95	59	51	53.7
	904223389	7255158	FLORAPARK COMPREHENSIVE HIGH SCHOOL	3	106	98	92.5	97	88	90.7	124	0	112	90.3
	922220187	7253141	GEORGE MORAGULA SECONDARY	3	65	25	38.5	57	18	31.6	63	0	27	42.9
	920210173	7212152	GEORGE TLADI TECHNICAL HIGH	1	86	67	77.9	72	61	84.7	112	29	85	75.9
	923240143	7232103	GERSON NTJIE SECONDARY	1	116	79	68.1	87	46	52.9	247	12	94	38.1
	904223446	7255102	HAPPY DAY PRIMARY	-	29	14	48.3	27	23	85.2	16	1	13	81.3
	906250195	7222108	HARRY OPPENHEIMER SECONDARY	3	161	116	72.0	158	146	92.4	110	0	101	91.8
	920210197	7213106	HELENE FRANZ SECONDARY	-	14	12	85.7	8	7	87.5	3	0	2	66.7
	904220217	7255131	HOER LANDBOUSKOOL KUSCHKE	3	101	66	65.3	84	66	78.6	76	0	49	64.5
	904220224	7255132	HOERSKOOL NOORDERLAND	5	165	159	96.4	179	163	91.1	179	4	164	91.6
	904220231	7255133	HOERSKOOL PIETERSBURG	5	264	262	99.2	258	256	99.2	222	0	222	100.0
	923240150	7235106	HWITI HIGH	2	173	81	46.8	103	67	65.0	221	25	90	40.7
	922250201	7222109	IPOPENG SECONDARY	2	47	41	87.2	62	60	96.8	82	8	62	75.6
	922220279	7251145	J H MOLOTO SECONDARY	1	63	56	88.9	60	49	81.7	52	8	52	100.0
	923260239	7243105	J K TABANE SECONDARY	1	85	38	44.7	87	46	52.9	71	5	36	50.7
	922220262	7253104	JAWEJAWE LEDWABA SECONDARY	3	51	39	76.5	55	34	61.8	48	3	35	72.9
	922220286	7254105	JOEL SIBASA SENIOR SECONDARY	3	77	16	20.8	28	19	67.9	62	4	19	30.6
	922222657	7253142	JONAS MANTJIU SECONDARY	2	22	16	72.7	16	12	75.0	29	3	24	82.8
	921230078	7263131	JUBANA HIGH	2	27	15	55.6	25	18	72.0	33	0	16	48.5
	922250218	7223110	KABELA SECONDARY	2	46	36	78.3	56	40	71.4	65	16	39	60.0
	992205506	7255159	KABELO COMBINED SCHOOL	3	72	61	84.7	89	55	61.8	80	0	44	55.0
	922250225	7224111	KARABI SECONDARY	1	62	41	66.1	57	36	63.2	86	27	41	47.7

District Name	EMIS No	Centre No	Centre Name	Quintile	2013			2014			2015			
					Wrote	Achieved	% Achieved	Wrote	Achieved	% Achieved	Wrote	No Progressed	Achieved	% Achieved
CAPRICORN	922250232	7224112	KEDISHI SECONDARY	2	21	9	42.9	30	18	60.0	39	11	23	59.0
	920212384	7216157	KETUDI HIGH	1	21	7	33.3	16	12	75.0	34	14	21	61.8
	922220330	7256106	KGABO SECONDARY	3	41	26	63.4	44	27	61.4	75	29	41	54.7
	923260246	7244106	KGADIMO SECONDARY	1	37	31	83.8	15	15	100.0	35	8	23	65.7
	923260260	7243142	KGAGATLOU SECONDARY	3	292	233	79.8	282	234	83.0	318	0	230	72.3
	921230092	7262127	KGAKALA SECONDARY	1	48	36	75.0	37	26	70.3	56	0	32	57.1
	922220934	7251118	KGAKOA (MOGAKOA) SECONDARY	2	230	198	86.1	211	177	83.9	237	0	231	97.5
	923260277	7244107	KGALEMA SENIOR SECONDARY	1	75	49	65.3	66	31	47.0	112	9	50	44.6
	920210258	7211107	KGALUSHI SECONDARY	1	54	27	50.0	33	21	63.6	74	36	23	31.1
	919340678	7272102	KGARAHARA HIGH	2	53	24	45.3	40	29	72.5	38	0	16	42.1
	922210272	7213108	KGEREPI SECONDARY	1	19	10	52.6	11	9	81.8	9	0	4	44.4
	922250249	7222113	KGOKE SECONDARY	2	67	51	76.1	57	49	86.0	66	12	42	63.6
	922210302	7213161	KGOKONYANE SECONDARY	1	13	12	92.3	8	7	87.5	21	18	2	9.5
	920210319	7211109	KGOKWANA SECONDARY	1	20	14	70.0	28	17	60.7	61	17	41	67.2
	922220354	7254146	KGOLOKGOTLHA LEDWABA SECONDARY	2	55	22	40.0	42	20	47.6	58	16	23	39.7
	920210326	7212110	KGOLOUTHWANA SECONDARY	1	65	56	86.2	49	43	87.8	98	25	60	61.2
	920210333	7214162	KGOPUDI SECONDARY	1	100	63	63.0	127	54	42.5	159	0	87	54.7
	923260307	7245108	KGWADIAMOLEKE SECONDARY	2	55	26	47.3	58	32	55.2	60	2	29	48.3
	923260345	7243109	KGWARATLOU HIGH	3	40	39	97.5	60	58	96.7	40	0	37	92.5
	922220378	7256107	KHAISO HIGH	3	106	92	86.8	100	88	88.0	122	12	83	68.0
	922250287	7224114	KHWINANA SECONDARY	1	58	41	70.7	39	25	64.1	65	6	43	66.2
	923240211	7232149	KLAAS MOTHAPO SECONDARY	3	13	7	53.8	32	22	68.8	41	0	32	78.0
	920210388	7211153	KOLA LEBOHO SECONDARY	1	37	19	51.4	29	7	24.1	21	2	16	76.2
	923260321	7241148	KOPANO SECONDARY	2	120	73	60.8	102	62	60.8	160	15	86	53.8
	922250324	7225149	KWENA-A-PEU SECONDARY	2	18	13	72.2	26	19	73.1	60	0	17	28.3
	923260376	7241111	LEBOWAKGOMO SENIOR SECONDARY	2	100	47	47.0	54	21	38.9	87	5	42	48.3
	920210418	7212111	LEHAIWA SENIOR SECONDARY	2	57	32	56.1	40	27	67.5	46	0	34	73.9
	923260308	7245112	LEHLAGA SECONDARY	1	69	53	76.8	71	47	66.2	95	13	72	75.8
	923240266	7231107	LEKOTA SENIOR SECONDARY	3	81	40	49.4	38	24	63.2	71	3	57	80.3
	920210425	7216170	LENARE SECONDARY	1	27	9	33.3	16	12	75.0	16	0	6	37.5
	923242422	7231127	LERULENG SECONDARY	3	32	17	53.1	37	33	89.2	32	17	31	96.9

District Name	EMIS No	Centre No	Centre Name	Quintile	2013			2014			2015			
					Wrote	Achieved	% Achieved	Wrote	Achieved	% Achieved	Wrote	No Progressed	Achieved	% Achieved
CAPRICORN	923260432	7242113	LESHIKISHIKI HIGH	2	25	18	72.0	18	15	83.3	36	3	23	63.9
	919340685	7272103	LETHEBA SECONDARY	2	83	60	72.3	90	56	62.2	144	122	67	46.5
	922250386	7221115	LETSHEGA-MALOKWANE SECONDARY	1	20	10	50.0	20	3	15.0	15	2	10	66.7
	922250393	7222116	LETSWALELA BAHLAGA SECONDARY	2	29	13	44.8	15	3	20.0	32	13	7	21.9
	992205604	7255160	LUTHULI PARK SCHOOL	3	36	24	66.7	43	18	41.9	60	0	34	56.7
	922220804	7256112	M E MAKGATO SECONDARY	3	109	79	72.5	83	61	73.5	120	32	77	64.2
	923241061	7231130	M P MAMABOLO SECONDARY	1	40	20	50.0	34	23	67.6	38	6	25	65.8
	920210456	7211112	MABEA SENIOR SECONDARY	1	35	33	94.3	65	49	75.4	90	0	56	62.2
	920210494	7211113	MABOTHA SECONDARY	1	45	29	64.4	29	22	75.9	27	15	18	66.7
	904241092	7234147	MACHAKA ROBERT MAMABOLO SECONDARY	2	28	28	100.0	24	21	87.5	56	0	37	66.1
	921230146	7263103	MACK SEMEKA SENIOR SECONDARY	2	87	61	70.1	71	56	78.9	125	12	71	56.8
	921230849	7262104	MADIBO SECONDARY	1	79	58	73.4	41	33	80.5	54	0	45	83.3
	922210524	7213114	MADIKWENG SENIOR SECONDARY	2	40	39	97.5	30	29	96.7	44	2	40	90.9
	923240310	7232150	MADIPOANE SECONDARY	1	71	62	87.3	59	49	83.1	67	0	57	85.1
	923260475	7241114	MADITSI HIGH	2	32	15	46.9	33	18	54.5	34	4	12	35.3
	923240327	7231108	MAFOLOFOLO HIGH	3	195	99	50.8	175	88	50.3	143	4	113	79.0
	921230177	7262105	MAFSIAKGOMO SECONDARY	2	30	26	86.7	24	23	95.8	41	0	32	78.0
	923242484	7233109	MAGAEDISHA HIGH	2	41	41	100.0	44	43	97.7	72	7	61	84.7
	923240358	7231110	MAGOGO SECONDARY	3	22	21	95.5	24	17	70.8	39	5	29	74.4
	920210531	7211115	MAHADIKANA SECONDARY	1	28	17	60.7	15	13	86.7	34	14	15	44.1
	922250478	7223158	MAHLABELA SECONDARY	2	62	43	69.4	46	41	89.1	67	8	52	77.6
	920210548	7214116	MAHLASE SENIOR SECONDARY	1	100	51	51.0	82	53	64.6	74	6	45	60.8
	923260529	7242146	MAHLOGEDI SECONDARY	2	27	24	88.9	17	16	94.1	34	0	26	76.5
	922250492	7222117	MAHOAI HIGH	2	79	72	91.1	78	69	88.5	99	0	83	83.8
	923260536	7242115	MAHWIBITSWANE SECONDARY	2	120	90	75.0	68	62	91.2	132	0	101	76.5
	923260550	7241116	MAIMANE SECONDARY	2	37	10	27.0	24	14	58.3	31	6	10	32.3
	923245492	7233111	MAISHA HIGH	2	34	21	61.8	17	14	82.4	33	7	17	51.5
	923260567	7244101	MAKADIMANE SECONDARY	1	8	7	87.5	12	6	50.0	9	0	5	55.6

District Name	EMIS No	Centre No	Centre Name	Quintile	2013			2014			2015			
					Wrote	Achieved	% Achieved	Wrote	Achieved	% Achieved	Wrote	No Progressed	Achieved	% Achieved
CAPRICORN	992201502	7215174	MAKAMA SECONDARY SCHOOL	1	38	11	28.9	27	4	14.8	28	5	16	57.1
	922210579	7216117	MAKANGWANE SECONDARY	1	27	7	25.9	44	6	13.6	35	10	20	57.1
	992203300	7231149	MAKGALAPANE COMBINED	2	10	5	50.0	8	2	25.0	12	2	2	16.7
	919340661	7272104	MAKGATO HIGH	2	53	22	41.5	55	20	36.4	68	18	34	50.0
	992202501	7224155	MAKGETHA SECONDARY	2	56	27	48.2	56	36	64.3	49	4	30	61.2
	923240433	7232151	MAKGOBAKETSE SECONDARY	3	34	15	44.1	45	19	42.2	45	9	15	33.3
	922220552	7256109	MAKGOFE HIGH	3	113	88	77.9	116	92	79.3	129	13	90	69.8
	923240457	7235112	MAKGOKA HIGH	3	331	293	88.5	371	285	76.8	272	16	195	71.7
	923240464	7235113	MAKGONGOANA HIGH	2	86	38	44.2	52	35	67.3	81	0	50	61.7
	921230207	7261107	MAKGWADING SECONDARY	1	34	29	85.3	26	21	80.8	40	6	29	72.5
	922251778	7225118	MAKOBATENG SECONDARY	2	38	12	31.6	18	6	33.3	36	9	10	27.8
	922250522	7222119	MAKOKO SECONDARY	2	17	12	70.6	9	6	66.7	13	7	2	15.4
	904242347	7234152	MAKOME SECONDARY	3	22	15	68.2	24	15	62.5	35	0	21	60.0
	923240501	7232114	MALATSWA HIGH	1	60	43	71.7	54	36	66.7	37	0	25	67.6
	920210630	7214118	MALEBOHO SENIOR SECONDARY	1	98	51	52.0	47	37	78.7	114	20	51	44.7
	920210661	7215119	MALUSI SECONDARY	2	112	54	48.2	71	45	63.4	89	17	38	42.7
	923240549	7235115	MAMABUDUSHA HIGH	2	99	66	66.7	79	43	54.4	108	20	70	64.8
	919340326	7272105	MAMAFA SECONDARY	2	19	18	94.7	15	6	40.0	30	3	19	63.3
	923260611	7245143	MAMAGOGO HIGH	1	52	39	75.0	29	26	89.7	35	11	29	82.9
	920210708	7216120	MAMMOKA SECONDARY	1	116	58	50.0	85	59	69.4	128	39	59	46.1
	923240563	7233116	MAMODIKELENG SECONDARY	2	60	37	61.7	30	25	83.3	66	22	37	56.1
	920210715	7211121	MAMODUWANE SECONDARY	1	28	15	53.6	24	10	41.7	28	8	18	64.3
	923240570	7233117	MAMOKGARI SECONDARY	2	26	13	50.0	24	15	62.5	15	2	9	60.0
	919340371	7271104	MAMOKUTUPI SECONDARY	3	24	12	50.0	13	10	76.9	19	0	18	94.7
	922220613	7251143	MAMOLEMANE SECONDARY	1	130	82	63.1	129	78	60.5	126	0	104	82.5
	922250539	7225153	MAMONE SECONDARY	2	33	16	48.5	22	7	31.8	29	3	9	31.0
	904240600	7231111	MAMPHOKU SECONDARY	3	14	12	85.7	31	30	96.8	34	1	31	91.2
	921230238	7261134	MAMPOTJANE SECONDARY	1	39	38	97.4	41	34	82.9	58	0	52	89.7
	920210784	7215122	MANKGAKGATLA SENIOR SECONDARY	2	60	51	85.0	25	22	88.0	39	0	31	79.5
	921230252	7262108	MANKHOLE SECONDARY	1	37	33	89.2	34	34	100.0	55	0	44	80.0

District Name	EMIS No	Centre No	Centre Name	Quintile	2013			2014			2015			
					Wrote	Achieved	% Achieved	Wrote	Achieved	% Achieved	Wrote	No Progressed	Achieved	% Achieved
CAPRICORN	923240648	7234119	MANKOENG HIGH	2	60	38	63.3	49	33	67.3	27	0	23	85.2
	920210791	7214123	MANOE SECONDARY	1	76	62	81.6	76	57	75.0	173	1	104	60.1
	923240655	7233120	MANOSHI SENIOR SECONDARY	2	36	22	61.1	37	32	86.5	60	16	28	46.7
	922250553	7222120	MAOWANENG SECONDARY	2	46	26	56.5	40	31	77.5	36	2	20	55.6
	922250560	7225121	MAPALE SENIOR SECONDARY	2	12	7	58.3	18	14	77.8	14	10	13	92.9
	923240686	7232121	MAPELOANA SECONDARY	1	54	36	66.7	67	38	56.7	86	1	52	60.5
	904210821	7215156	MAPHUTHA SECONDARY	2	46	29	63.0	56	13	23.2	78	0	33	42.3
	921230283	7263109	MAROBA SECONDARY	2	57	23	40.4	27	26	96.3	39	6	27	69.2
	923240747	7235122	MAROBATHOTHA HIGH	2	185	141	76.2	188	147	78.2	215	36	141	65.6
	920210845	7215160	MARUMOFASE COMMUNITY HIGH	2	180	62	34.4	119	72	60.5	66	0	54	81.8
	904240754	7234155	MASEALAMA SECONDARY	2	21	18	85.7	15	13	86.7	32	0	21	65.6
	919340388	7271105	MASEDI SECONDARY	3	57	25	43.9	64	37	57.8	85	25	43	50.6
	922220675	7255110	MASEDIBU SECONDARY	3	108	77	71.3	85	74	87.1	128	0	96	75.0
	922220699	7252111	MASEROLE SECONDARY	1	155	137	88.4	109	96	88.1	156	0	128	82.1
	919340395	7271106	MASHAHA SECONDARY	3	24	18	75.0	20	14	70.0	30	0	17	56.7
	922250577	7223125	MASHIANE HIGH	2	51	31	60.8	26	20	76.9	45	9	27	60.0
	923260703	7244117	MASHIANYANE HIGH	1	92	49	53.3	72	28	38.9	97	21	29	29.9
	923240785	7232123	MASOBE SECONDARY	1	22	19	86.4	35	24	68.6	38	0	32	84.2
	920210890	7211163	MASOKA SECONDARY	1	25	16	64.0	20	9	45.0	33	6	12	36.4
	922220736	7251149	MATHABATHA SECONDARY	1	92	70	76.1	60	39	65.0	117	0	66	56.4
	922220743	7254147	MATHETHA LEDWABA SECONDARY	2	38	15	39.5	21	9	42.9	27	3	12	44.4
	920210913	7211124	MATHIPA MAKGATO SECONDARY	1	78	42	53.8	57	44	77.2	75	27	32	42.7
	923260741	7241118	MATHOMOMAYO SENIOR SECONDARY	2	22	18	81.8	42	27	64.3	42	5	32	76.2
	923240792	7234154	MATHUKANA SECONDARY	2	35	27	77.1	28	14	50.0	45	0	31	68.9
	923260758	7243119	MATIME SECONDARY	3	35	22	62.9	36	16	44.4	37	0	18	48.6
	921230306	7263110	MATLADI PROJECT HIGH	2	157	109	69.4	103	89	86.4	167	0	125	74.9
	923260765	7244120	MATSIMELA HIGH	1	54	34	63.0	91	38	41.8	107	22	58	54.2
	920210951	7211125	MATSUOKWANE SECONDARY	1	33	23	69.7	23	14	60.9	32	12	19	59.4
	920210968	7215126	MATSWAKE SECONDARY	1	67	48	71.6	93	66	71.0	103	0	76	73.8
	922250607	7225152	MATUMA SECONDARY	2	11	2	18.2	11	7	63.6	12	3	7	58.3
	922220811	7254150	MILENTE SECONDARY	3	41	13	31.7	36	10	27.8	29	14	6	20.7
	904223424	7255156	MILLENNIUM COLLEGE	3	140	116	82.9	88	70	79.5	124	0	100	80.6

District Name	EMIS No	Centre No	Centre Name	Quintile	2013			2014			2015			
					Wrote	Achieved	% Achieved	Wrote	Achieved	% Achieved	Wrote	No Progressed	Achieved	% Achieved
CAPRICORN	992206301	7263133	MMABOLEPU SECONDARY	2	53	37	69.8	49	37	75.5	63	8	41	65.1
	921230160	7262133	MMADITHAKADU SECONDARY	1	10	10	100.0	16	14	87.5	16	0	14	87.5
	922220842	7252113	MMAKGABO SENIOR SECONDARY	2	57	44	77.2	71	43	60.6	88	0	61	69.3
	920211015	7213127	MMALOTLO SENIOR SECONDARY	1	41	20	48.8	36	18	50.0	22	12	9	40.9
	922220859	7251137	MMAMAFA SENIOR SECONDARY	1	27	18	66.7	23	15	65.2	38	0	14	36.8
	922220866	7253114	MMAMARAMA SECONDARY	3	37	33	89.2	31	29	93.5	48	8	47	97.9
	922251785	7225122	MMAMEHLABE SENIOR SECONDARY	2	44	29	65.9	25	19	76.0	46	0	24	52.2
	922250645	7221151	MMAMOLOPE SENIOR SECONDARY	1	54	34	63.0	62	56	90.3	58	9	52	89.7
	922220873	7253115	MMANARE SECONDARY	2	89	56	62.9	54	37	68.5	100	10	69	69.0
	922251792	7225123	MMANKOGAEDUPE SECONDARY	2	29	24	82.8	18	18	100.0	39	3	30	76.9
	920210814	7211175	MMANTSHAKO SECONDARY	1	48	29	60.4	22	12	54.5	41	16	16	39.0
	923240822	7233124	MMAPADI SEN SECONDARY	2	43	30	69.8	31	25	80.6	67	34	24	35.8
	922220880	7253116	MMAPHUTI SECONDARY	3	78	51	65.4	26	22	84.6	83	25	61	73.5
	920211046	7211128	MMATSELA HIGH	1	42	32	76.2	30	30	100.0	42	10	35	83.3
	904220910	7254117	MMATSHIPI SENIOR SECONDARY	2	77	39	50.6	46	37	80.4	84	17	61	72.6
	922250676	7224126	MOCHEDI HIGH	2	70	60	85.7	56	49	87.5	91	20	55	60.4
	922211077	7212129	MODUMELA SECONDARY	2	56	38	67.9	45	18	40.0	54	7	19	35.2
	922250690	7224127	MODUMO SECONDARY	2	17	10	58.8	11	4	36.4	18	1	10	55.6
	923260789	7245146	MOGALATJANE MPHAHLELE SECONDARY	1	19	7	36.8	10	7	70.0	11	3	6	54.5
	923260796	7244121	MOGAPUTJI HIGH	1	23	11	47.8	19	13	68.4	43	1	33	76.7
	925220941	7255119	MOHLAKANENG HIGH	3	112	87	77.7	94	74	78.7	107	2	71	66.4
	922222503	7256159	MOHLAPETSE SECONDARY	3	77	72	93.5	72	62	86.1	121	28	110	90.9
	921230375	7263111	MOHLOPHENG SECONDARY	2	16	15	93.8	33	25	75.8	35	0	24	68.6
	922250713	7221150	MOKATENG SECONDARY	1	20	12	60.0	7	4	57.1	14	3	10	71.4
	921230382	7262112	MOKGOHLWE MAKOPO SECONDARY	2	17	12	70.6	11	10	90.9	12	0	9	75.0
	922211114	7213130	MOKGOROKGORO SECONDARY	1	7	6	85.7	8	5	62.5	18	2	10	55.6

District Name	EMIS No	Centre No	Centre Name	Quintile	2013			2014			2015			
					Wrote	Achieved	% Achieved	Wrote	Achieved	% Achieved	Wrote	No Progressed	Achieved	% Achieved
CAPRICORN	923260833	7243122	MOKGOROTLWANE SECONDARY	2	24	15	62.5	39	17	43.6	59	0	8	13.6
	919340418	7271108	MOKOMENE HIGH	3	26	22	84.6	37	33	89.2	26	0	24	92.3
	923240907	7233125	MOKWATEDI SECONDARY	2	35	19	54.3	50	39	78.0	66	23	42	63.6
	922222473	7256151	MOLAUTSI SECONDARY	3	61	36	59.0	55	42	76.4	110	11	91	82.7
	923240945	7231126	MOLOISI HIGH	3	56	44	78.6	43	32	74.4	45	8	40	88.9
	920212377	7216131	MOLOKO SENIOR SECONDARY	1	31	19	61.3	19	16	84.2	32	9	16	50.0
	922222466	7256152	MONYONG SECONDARY	3	73	55	75.3	52	48	92.3	138	12	85	61.6
	921230429	7261113	MOREMOTSE SENIOR SECONDARY	1	29	10	34.5	18	10	55.6	16	0	13	81.3
	921230436	7262114	MOROPA SECONDARY	2	20	18	90.0	43	39	90.7	32	0	31	96.9
	992205514	7255161	MORULENG SECONDARY	3	42	16	38.1	42	19	45.2	61	0	45	73.8
	923240983	7231148	MORUTWA SECONDARY	3	32	20	62.5	21	19	90.5	22	8	14	63.6
	923260918	7241123	MOSEPEDI SECONDARY	2	48	40	83.3	50	43	86.0	75	7	50	66.7
	922250584	7223156	MOSHIDI SECONDARY	2	38	34	89.5	34	34	100.0	29	3	26	89.7
	920211190	7211154	MOSHOKOA SECONDARY	1	38	34	89.5	39	36	92.3	44	0	36	81.8
	922221015	7251120	MOSHUBABA SECONDARY	1	155	59	38.1	157	67	42.7	113	0	97	85.8
	922250751	7221128	MOSONYA SECONDARY	1	36	12	33.3	15	7	46.7	26	9	9	34.6
	923241023	7232128	MOTHIMAKO SECONDARY	1	46	38	82.6	81	55	67.9	87	0	60	69.0
	923241047	7234129	MOTLAKARO SECONDARY	2	15	11	73.3	22	10	45.5	26	0	10	38.5
	919340333	7272106	MOTLALAOHLE SECONDARY	2	140	109	77.9	129	72	55.8	202	67	108	53.5
	922252017	7225159	MOTLISHI SECONDARY	2	29	27	93.1	38	32	84.2	51	12	33	64.7
	904221067	7253121	MOTSE MARIA SECONDARY	4	94	80	85.1	83	77	92.8	121	9	111	91.7
	923241054	7235138	MOUNTAINVIEW SENIOR SECONDARY	2	290	225	77.6	342	189	55.3	373	34	206	55.2
	920211206	7213164	MPATAPATA SECONDARY	1	21	18	85.7	27	22	81.5	24	0	24	100.0
	923260949	7241124	MPHACHUE SECONDARY	1	71	46	64.8	31	28	90.3	67	0	31	46.3
	922221098	7253122	MPHATLALATSANE SECONDARY	2	36	28	77.8	24	22	91.7	36	2	28	77.8
	920211220	7216132	MPHELA SECONDARY	1	41	27	65.9	37	28	75.7	50	9	43	86.0
	920211237	7211133	MPHENGWA SECONDARY	1	71	41	57.7	26	25	96.2	52	0	29	55.8
	923241078	7235156	MPHETSEBE SECONDARY	2	114	81	71.1	166	114	68.7	208	10	121	58.2
921230924	7261115	MPOTLA SENIOR SECONDARY	1	18	3	16.7	5	5	100.0	8	0	8	100.0	

District Name	EMIS No	Centre No	Centre Name	Quintile	2013			2014			2015			
					Wrote	Achieved	% Achieved	Wrote	Achieved	% Achieved	Wrote	No Progressed	Achieved	% Achieved
CAPRICORN	920211268	7216134	MY DARLING SENIOR SECONDARY	1	62	25	40.3	69	19	27.5	63	6	33	52.4
	922223261	7255903	MYNGENOEGEN ENGLISH PRIVATE SCHOOL	-	24	23	95.8	20	15	75.0	17	0	14	82.4
	920211275	7211135	NAKEDI SECONDARY	1	17	13	76.5	19	15	78.9	28	5	18	64.3
	922221142	7251123	NARE SENIOR SECONDARY	1	115	91	79.1	91	70	76.9	86	0	76	88.4
	922251754	7225130	NCHELELENG SENIOR SECONDARY	2	49	27	55.1	41	17	41.5	64	13	21	32.8
	922250805	7222131	NGAKANA SECONDARY	2	22	15	68.2	26	21	80.8	43	8	19	44.2
	923260970	7242144	NGOATOTLOU SECONDARY	2	16	16	100.0	24	22	91.7	22	0	19	86.4
	920212476	7211169	NGWAKWANA SECONDARY	1	16	8	50.0	25	19	76.0	26	2	18	69.2
	923260987	7244152	NGWAMOREI SECONDARY	1	18	9	50.0	21	8	38.1	38	0	19	50.0
	923260994	7243125	NGWANA MOHUBE SECONDARY	3	94	61	64.9	90	47	52.2	83	0	59	71.1
	921230504	7263116	NGWANABAHLALERWA SECONDARY	2	33	30	90.9	21	16	76.2	36	2	20	55.6
	923241108	7232131	NGWANALAKA SECONDARY	3	49	27	55.1	35	20	57.1	71	0	21	29.6
	922251815	7225132	NGWANALLELA HIGH	2	31	21	67.7	27	22	81.5	40	4	25	62.5
	923241115	7233102	NGWANASEALA SECONDARY	2	29	28	96.6	22	21	95.5	24	4	17	70.8
	922221180	7253153	NGWANASEHLAKWANA SECONDARY	3	33	32	97.0	27	23	85.2	35	5	13	37.1
	925500204	7255204	NIRVANA REPEAT PART TIME CENTRE	-							28	0	15	53.6
	922251761	7225134	NKGOPOLENG BAKONE SECONDARY	2	48	41	85.4	62	52	83.9	64	4	59	92.2
	923241122	7234132	NKOSHILO HIGH	2	86	77	89.5	77	68	88.3	120	0	111	92.5
	922250836	7221135	NOKANANTSHWANA SECONDARY	1	14	8	57.1	6	2	33.3	4	0	2	50.0
	923261010	7244126	NOKOTLOU SECONDARY	1	55	38	69.1	50	30	60.0	73	4	40	54.8
	904221304	7255902	NORTHERN ACADEMY SECONDARY	-	454	447	98.5	396	361	91.2	566	4	561	99.1
	922223503	7255104	NORTHERN MUSLIM SCHOOL	-	21	21	100.0	25	25	100.0	20	0	20	100.0
	905341183	7271110	NTHABISENG SECONDARY	3	26	21	80.8	37	18	48.6	52	0	30	57.7
	922250867	7223137	NTHEMA SENIOR SECONDARY	2	30	4	13.3	34	15	44.1	27	4	14	51.9
920211329	7211155	NTSOSE SECONDARY	1	16	8	50.0	24	16	66.7	28	9	13	46.4	

District Name	EMIS No	Centre No	Centre Name	Quintile	2013			2014			2015			
					Wrote	Achieved	% Achieved	Wrote	Achieved	% Achieved	Wrote	No Progressed	Achieved	% Achieved
CAPRICORN	922221227	7256124	O R MABOTJA SECONDARY	3	44	23	52.3	40	18	45.0	67	19	38	56.7
	904221241	7253138	PAX HIGH	4	67	67	100.0	60	59	98.3	71	5	69	97.2
	922222497	7256157	PETER NCHABELENG SECONDARY	3	62	40	64.5	41	25	61.0	113	28	34	30.1
	920211350	7213136	PHAGAMANG SENIOR SECONDARY	2	52	50	96.2	57	52	91.2	62	5	60	96.8
	920211367	7212137	PHALA SECONDARY	2	94	66	70.2	83	57	68.7	95	39	64	67.4
	921230535	7261117	PHALAKGORO MOTHOA SECONDARY	1	65	52	80.0	56	38	67.9	68	0	59	86.8
	922222510	7252155	PHALATLOU SECONDARY	1	35	30	85.7	38	36	94.7	30	0	30	100.0
	923261041	7245127	PHASOANE HIGH	1	51	28	54.9	15	6	40.0	46	0	21	45.7
	923261058	7245128	PHAUWE SENIOR SECONDARY	2	43	18	41.9	39	7	17.9	38	5	19	50.0
	923242262	7231133	PHIRI KOLOBE HIGH	1	11	4	36.4	19	9	47.4	43	10	16	37.2
	922250911	7223147	PHOKELA SECONDARY	2	24	11	45.8	21	14	66.7	27	4	14	51.9
	923241153	7232134	PHOMOLONG SENIOR SECONDARY	1	30	16	53.3	23	14	60.9	27	7	14	51.9
	923261065	7244151	PHOPHEDI HIGH	1	18	13	72.2	12	11	91.7	22	6	17	77.3
	923261072	7244150	PHOSANE SECONDARY	1	16	12	75.0	14	12	85.7	28	8	19	67.9
	920211374	7216138	PHUMATLA SECONDARY	1	47	8	17.0	32	10	31.3	24	5	10	41.7
	923241160	7233135	PHUNYAKO HIGH	2	25	23	92.0	29	25	86.2	49	5	44	89.8
	922250928	7222138	PHUTI SEOPA SECONDARY	2	38	28	73.7	26	16	61.5	33	5	20	60.6
	923261096	7245129	PHUTLO SECONDARY	1	48	16	33.3	42	21	50.0	33	3	17	51.5
	921230566	7262128	PIET N APHANE HIGH	2	31	30	96.8	11	11	100.0	25	2	22	88.0
	920211428	7214165	RADIKGOBETHE SECONDARY	1	75	56	74.7	62	49	79.0	82	4	70	85.4
	923261119	7242130	RADIKGOMO SECONDARY	2	24	13	54.2	15	13	86.7	24	0	15	62.5
	992202402	7224156	RADIPITSI SECONDARY SCHOOL	2	39	3	7.7	54	5	9.3	63	1	12	19.0
	920211435	7214139	RADIRA SECONDARY	1	62	29	46.8	22	17	77.3	72	31	23	31.9
	904211442	7215158	RALEKWALANA SECONDARY	2	53	46	86.8	65	46	70.8	95	0	59	62.1
	921230580	7263118	RAMABELE SECONDARY	2	20	16	80.0	12	10	83.3	28	0	22	78.6
	923241214	7235136	RAMABU HIGH	3	72	43	59.7	66	37	56.1	70	13	50	71.4
	923241221	7232158	RAMAKANYANE SECONDARY	2	32	25	78.1	35	11	31.4	35	0	27	77.1
	920211473	7215140	RAMATEMA SECONDARY	2	50	24	48.0	31	23	74.2	31	0	21	67.7
	923241245	7232137	RAMATHOPE SENIOR SECONDARY	1	163	116	71.2	172	114	66.3	213	6	140	65.7
	920211497	7216141	RAMOHLAKANA SECONDARY	1	29	13	44.8	27	20	74.1	21	0	18	85.7

District Name	EMIS No	Centre No	Centre Name	Quintile	2013			2014			2015			
					Wrote	Achieved	% Achieved	Wrote	Achieved	% Achieved	Wrote	No Progressed	Achieved	% Achieved
CAPRICORN	920211503	7214166	RAMOKGETHI SECONDARY	1	11	11	100.0	4	4	100.0	13	0	5	38.5
	923241238	7235153	RAMOSHOBHLE HIGH	2	62	47	75.8	33	26	78.8	54	2	51	94.4
	920211510	7213142	RAMOTSHABI SECONDARY	1	56	41	73.2	49	27	55.1	52	0	30	57.7
	919340340	7272107	RAMPO HIGH	2	92	37	40.2	73	37	50.7	54	19	24	44.4
	923241269	7231139	RANTI SECONDARY	3	20	14	70.0	45	19	42.2	35	11	18	51.4
	920211534	7216167	RAPETSWA SECONDARY	1	19	12	63.2	11	11	100.0	13	3	13	100.0
	920211541	7215143	RAPHATLHA SECONDARY	1	38	22	57.9	27	27	100.0	38	0	19	50.0
	920213168	7214171	RASEKGALA SECONDARY	1	39	15	38.5	23	14	60.9	27	6	13	48.1
	922251020	7223139	RASELETE SECONDARY	2	55	28	50.9	68	17	25.0	65	5	21	32.3
	919341152	7272108	RASEMA SECONDARY	2	52	34	65.4	54	34	63.0	51	1	39	76.5
	921230634	7263119	REHOLEGILE SECONDARY	2	64	56	87.5	70	42	60.0	62	0	39	62.9
	923261812	7245132	REKHUTJITJE SECONDARY	2	54	34	63.0	46	27	58.7	48	0	27	56.3
	992204101	7241112	RUSPLAAS CHRISTIAN MODEL SCHOOL	-	53	47	88.7	58	53	91.4	62	0	62	100.0
	923261270	7241136	S J VAN DER MERWE TECHNICAL HIGH	4	203	156	76.8	135	121	89.6	154	11	132	85.7
	920211626	7213144	SCHOONGEZICHT HIGH	1	56	19	33.9	34	10	29.4	52	19	21	40.4
	919340357	7272109	SEALE SECONDARY	3	38	34	89.5	33	18	54.5	60	1	32	53.3
	921230658	7261120	SEBITJA SENIOR SECONDARY	1	96	80	83.3	104	90	86.5	124	0	106	85.5
	904230665	7263134	SEBOTSI COMBINED SCHOOL	1	12	9	75.0	14	12	85.7	21	3	21	100.0
	921230672	7262121	SECHICHI HIGH	1	54	39	72.2	47	37	78.7	51	0	47	92.2
	923261188	7243152	SEDIMOTHOE SECONDARY	2	94	68	72.3	87	58	66.7	117	0	59	50.4
	922221432	7254139	SEEMOLE MARABA SECONDARY	3	23	0	0.0	19	4	21.1	33	8	20	60.6
	919340432	7271111	SEFOLOKO SECONDARY	3	236	180	76.3	205	157	76.6	285	17	178	62.5
	921230689	7262129	SEGAENG SECONDARY	1	30	26	86.7	22	16	72.7	30	1	10	33.3
	923261881	7243133	SEGOPOTJE SECONDARY	1	83	74	89.2	96	82	85.4	107	0	85	79.4
	923261201	7242134	SEHLOLA HIGH	2	24	21	87.5	31	27	87.1	40	0	20	50.0
	920211664	7216145	SEIKGONI SECONDARY	2	28	5	17.9	22	2	9.1	31	7	12	38.7
	920211671	7214146	SEIPHI SECONDARY	1	30	22	73.3	19	13	68.4	25	0	21	84.0
	922221470	7254154	SEIPONE SECONDARY	2	33	22	66.7	15	9	60.0	28	3	20	71.4
	923261218	7245135	SEKATE SENIOR SECONDARY	2	50	43	86.0	44	40	90.9	63	0	41	65.1
	922251075	7223140	SEKATI SECONDARY	2	24	8	33.3	32	12	37.5	26	2	16	61.5

District Name	EMIS No	Centre No	Centre Name	Quintile	2013			2014			2015			
					Wrote	Achieved	% Achieved	Wrote	Achieved	% Achieved	Wrote	No Progressed	Achieved	% Achieved
CAPRICORN	920211688	7214168	SEKELEKA SENIOR SECONDARY	2	37	32	86.5	29	24	82.8	37	0	20	54.1
	922221487	7253125	SEKGOPETJANA SECONDARY	2	46	29	63.0	48	32	66.7	67	0	38	56.7
	923241344	7235140	SEKITLA SECONDARY	2	34	9	26.5	12	5	41.7	15	0	6	40.0
	922211718	7212175	SEKURUWE COMBINED	1	51	27	52.9	51	25	49.0	53	0	41	77.4
	922251099	7225141	SELAMODI SENIOR SECONDARY	2	40	37	92.5	40	36	90.0	46	6	42	91.3
	922251105	7222142	SELOUTJO SECONDARY	2	16	12	75.0	13	9	69.2	21	6	8	38.1
	922251112	7222148	SEMANENG SECONDARY	2	18	17	94.4	27	21	77.8	33	7	25	75.8
	922251136	7221143	SEO SECONDARY	1	18	15	83.3	12	12	100.0	29	0	17	58.6
	922251143	7223144	SEOKENG SECONDARY	2	45	31	68.9	36	22	61.1	42	2	26	61.9
	904241368	7234141	SEOLWANA SECONDARY	2	28	16	57.1	30	25	83.3	50	0	28	56.0
	923261232	7242153	SEPHAKABATHO SECONDARY	2	11	8	72.7	10	10	100.0	16	0	13	81.3
	921230726	7262122	SERADITOLA SECONDARY	1	13	12	92.3	13	11	84.6	21	0	13	61.9
	922211794	7212147	SERIPA SECONDARY	1	37	31	83.8	40	30	75.0	67	13	40	59.7
	921230733	7261125	SERUTLE SECONDARY	1	24	22	91.7	21	17	81.0	33	4	26	78.8
	922221500	7252126	SESHIGO HIGH	1	179	134	74.9	208	139	66.8	293	1	156	53.2
	921230740	7262123	SETHWETHWA SEN SECONDARY	2	34	34	100.0	45	45	100.0	60	0	60	100.0
	922223479	7253801	SETOTOLWANE SECONDARY	-	20	12	60.0	38	15	39.5	36	0	6	16.7
	921230757	7263130	SETUKA SECONDARY	3	28	18	64.3	32	11	34.4	27	0	22	81.5
	922211848	7212148	SHAKOLENG SECONDARY	2	49	21	42.9	37	20	54.1	54	0	34	63.0
	923241412	7233143	ST BEDE SENIOR SECONDARY	2	127	123	96.9	105	97	92.4	135	4	113	83.7
	919341169	7272110	ST BRENDAN'S CATHOLIC SECONDARY	3	136	129	94.9	110	109	99.1	110	0	103	93.6
	923261409	7242901	ST FRANCIS CATHOLIC ACADEMY	-				25	23	92.0	31	0	28	90.3
	919340616	7272111	TABUDI SECONDARY	3	51	22	43.1	28	12	42.9	18	0	16	88.9
	923261294	7243137	TAUPHUTI SECONDARY	2	45	36	80.0	41	29	70.7	62	0	25	40.3
	904251846	7255135	TAXILA COMBINED	3	114	110	96.5	172	168	97.7	202	4	159	78.7
	920211862	7215159	TEMA SECONDARY	2	75	49	65.3	67	42	62.7	59	0	47	79.7
	923261300	7245138	THAGAETALA SECONDARY	1	28	23	82.1	23	15	65.2	49	6	31	63.3
	923261324	7242147	THOGOJA SECONDARY	2	61	44	72.1	29	26	89.7	44	2	30	68.2
	920332271	7211156	THOKAMPE SECONDARY	1	106	54	50.9	56	45	80.4	70	15	40	57.1
	919340609	7272112	TIDIMA HIGH	2	82	65	79.3	60	40	66.7	98	0	64	65.3
922221586	7254127	TLAKALE MASHASHANE SECONDARY	3	181	114	63.0	166	122	73.5	131	18	118	90.1	

District Name	EMIS No	Centre No	Centre Name	Quintile	2013			2014			2015			
					Wrote	Achieved	% Achieved	Wrote	Achieved	% Achieved	Wrote	No Progressed	Achieved	% Achieved
CAPRICORN	922251174	7222146	TLOU SECONDARY	2	35	15	42.9	43	21	48.8	46	33	26	56.5
	920211909	7216151	TLOU-MATOME SECONDARY	1	26	8	30.8	19	10	52.6	28	5	15	53.6
	923261386	7241139	TLOURWE HIGH	2	49	26	53.1	29	10	34.5	31	1	11	35.5
	904220255	7255134	TOM NAUDE TECHNICAL HIGH	3	158	143	90.5	162	137	84.6	153	26	139	90.8
	923241504	7233145	TSELA CHUEU SECONDARY	2	39	23	59.0	23	19	82.6	33	20	18	54.5
	923241511	7233144	TSHEBELA HIGH	2	32	28	87.5	41	33	80.5	56	10	41	73.2
	923261393	7242140	TSHEHLO SECONDARY	2	29	23	79.3	15	9	60.0	30	0	11	36.7
	920211916	7214170	TSHENYANE JUNIOR SECONDARY	1	21	12	57.1	27	16	59.3	32	1	22	68.8
	922251808	7225145	TSHUKUTSWE HIGH	2	27	20	74.1	20	13	65.0	46	29	28	60.9
	921230818	7262124	TUBAKE SENIOR SECONDARY	2	140	119	85.0	111	92	82.9	94	0	82	87.2
	920211930	7216149	TUMAKGOLE SENIOR	1	46	12	26.1	41	16	39.0	39	7	19	48.7
	920211947	7212150	V P MANTHATA SENIOR SECONDARY	2	104	86	82.7	115	74	64.3	127	13	84	66.1
	904222428	7255136	WESTENBURG SECONDARY	3	106	83	78.3	77	43	55.8	169	1	96	56.8
	923241542	7233146	ZOETFONTEIN SECONDARY	2	67	51	76.1	88	55	62.5	81	39	48	59.3
GREATER SEKHUKHUNE	924650580	7631141	A M MASHEGO SECONDARY	2	108	86	79.6	95	73	76.8	158	0	88	55.7
	924650160	7634101	ABRAHAM SEROTE SECONDARY	1	48	34	70.8	49	36	73.5	131	13	95	72.5
	925660037	7661101	BAPHADIMA SECONDARY	1	25	13	52.0	22	13	59.1	23	9	8	34.8
	925620022	7623166	BAROKA SECONDARY SCHOOL	1	17	2	11.8	7	5	71.4	34	0	21	61.8
	925620039	7624101	BATAU SECONDARY	1	70	36	51.4	33	26	78.8	53	15	40	75.5
	924650177	7634102	BOLEU HIGH	2	61	45	73.8	61	46	75.4	80	12	52	65.0
	924640064	7651101	BOPEDIBAPEDI SECONDARY	2	117	86	73.5	104	76	73.1	125	0	112	89.6
	996602403	7624903	CALVIN COMBINED SCHOOL	-	90	84	93.3	92	87	94.6	64	0	63	98.4
	996606601	7672101	DIBATHUTO SECONDARY SCHOOL	2	120	91	75.8	73	67	91.8	103	23	74	71.8
	925630357	7643101	DIHLABAKELA SECONDARY	1	59	55	93.2	59	53	89.8	54	2	43	79.6
	925620060	7621167	DIKOTOPE SECONDARY	1	30	19	63.3	22	12	54.5	40	2	14	35.0
	924651941	7635104	DIMO SECONDARY	1	18	3	16.7	16	8	50.0	15	0	7	46.7
	925610179	7613101	DINAKANYANE SECONDARY	1	50	43	86.0	22	22	100.0	23	0	22	95.7
	925620077	7623103	DINKWANYANE SECONDARY	1	30	11	36.7	30	8	26.7	39	0	16	41.0

District Name	EMIS No	Centre No	Centre Name	Quintile	2013			2014			2015			
					Wrote	Achieved	% Achieved	Wrote	Achieved	% Achieved	Wrote	No Progressed	Achieved	% Achieved
GREATER SEKHUKHUNE	924640118	7657102	DIPHALE SECONDARY	1	40	23	57.5	51	20	39.2	44	0	11	25.0
	996606602	7672102	DITHAMAGA SECONDARY SCHOOL	2	46	35	76.1	50	35	70.0	83	24	55	66.3
	925610018	7611102	DITHOTHWANENG SECONDARY	1	55	42	76.4	62	39	62.9	108	29	36	33.3
	996606511	7671901	DYNAMIQUE PRIVATE HIGH	-	64	58	90.6	42	38	90.5	55	0	49	89.1
	996606523	7671906	ELSHADAI COMBINED SCHOOL	-				27	23	85.2	39	0	30	76.9
	996606546	7671116	ESTER MALEKA COMPREHENSIVE HIGH SCHO	5				21	19	90.5	23	0	22	95.7
	996606510	7671902	EXCELSIOR COLLEGE	-	75	64	85.3	20	17	85.0	12	0	7	58.3
	925610186	7613103	FETAKGOMO SENIOR SECONDARY	1	78	65	83.3	97	72	74.2	194	58	111	57.2
	925610094	7612132	FRANK MASHILE SECONDARY	1	100	44	44.0	77	31	40.3	81	0	54	66.7
	925630029	7641102	GANGADZA SENIOR SECONDARY	1	34	21	61.8	25	15	60.0	13	10	6	46.2
	924643377	7653103	GLEN COWIE SECONDARY	3	62	59	95.2	66	60	90.9	83	0	77	92.8
	925661467	7663105	GOBETSE SECONDARY	1	59	51	86.4	55	45	81.8	53	0	35	66.0
	996606540	7671904	GOOD SHEPERD MODEL SCHOOL	-	81	64	79.0	67	58	86.6	63	0	54	85.7
	924650597	7633136	GOODHOPE SECONDARY	2	28	15	53.6	16	3	18.8	33	0	15	45.5
	996606504	7671115	GROBLERSDAL ACADEMY	5				50	40	80.0	54	0	50	92.6
	925610100	7612104	HANS KOMANE SECONDARY	1	38	29	76.3	34	25	73.5	46	9	26	56.5
	924651965	7633107	HLABI SECONDARY	2	57	51	89.5	58	51	87.9	82	0	57	69.5
	924651286	7633108	HLANGANANI SECONDARY	1	29	22	75.9	22	19	86.4	53	0	30	56.6
	996606537	7671106	HOËRSKOOL BEN VILJOEN	5	119	118	99.2	128	126	98.4	143	0	142	99.3
	924651910	7635109	HUTUTU SENIOR SECONDARY	1	69	52	75.4	90	50	55.6	107	0	71	66.4
	924650603	7631137	IZIKHALI ZEMFUNDO SENIOR SECONDARY	1	37	26	70.3	54	13	24.1	95	0	28	29.5
	996606201	7662101	JANE FURSE COMPREHENSIVE	3	74	71	95.9	91	89	97.8	86	0	82	95.3
	925620152	7622105	KANAMA SECONDARY	2	10	5	50.0	6	4	66.7	9	0	5	55.6
	996606821	7674101	KGAGATLOU SECONDARY SCHOOL	1	42	37	88.1	15	13	86.7	31	6	28	90.3
924640354	7654104	KGAHLANAMORULANA SENIOR SECONDARY	1	61	32	52.5	39	27	69.2	129	24	57	44.2	

District Name	EMIS No	Centre No	Centre Name	Quintile	2013			2014			2015			
					Wrote	Achieved	% Achieved	Wrote	Achieved	% Achieved	Wrote	No Progressed	Achieved	% Achieved
GREATER SEKHUKHUNE	996606300	7663168	KGAHLANONG SECONDARY SCHOOL	1	111	57	51.4	89	68	76.4	102	14	80	78.4
	925660150	7664108	KGALATLOU SECONDARY	1	53	30	56.6	71	22	31.0	75	0	27	36.0
	925620176	7623107	KGAOLA SENIOR SECONDARY	1	11	8	72.7	13	10	76.9	10	0	9	90.0
	924651491	7633148	KGAPHOLA MATLALA SECONDARY	1	33	17	51.5	16	11	68.8	43	0	19	44.2
	925631022	7642103	KGOKODIBENG SECONDARY	1	47	41	87.2	39	37	94.9	56	0	49	87.5
	925631367	7645104	KGOLANE SECONDARY-1	1	25	14	56.0	44	12	27.3	51	0	25	49.0
	925660211	7662110	KGOLOKO SENIOR SECONDARY	1	56	42	75.0	104	74	71.2	86	17	49	57.0
	924640446	7651106	KGOSHIMOROANGOATO SECONDARY	1	49	43	87.8	62	52	83.9	63	53	61	96.8
	996606715	7673101	KGOTHALA SECONDARY SCHOOL	2	103	48	46.6	82	34	41.5	143	53	30	21.0
	924640453	7651107	KGOTSWANE SECONDARY	1	23	11	47.8	29	8	27.6	28	1	7	25.0
	924650184	7634105	KOPA SECONDARY	1	82	44	53.7	98	65	66.3	184	32	83	45.1
	924650887	7635107	KOTOLE SECONDARY	2	49	25	51.0	79	46	58.2	88	0	32	36.4
	991102501	7635146	KUBELA SECONDARY SCHOOL	1	24	16	66.7	19	10	52.6	33	0	26	78.8
	925620213	7624110	KWELEDI SECONDARY	2	36	32	88.9	42	38	90.5	98	35	52	53.1
	925660235	7664163	LAMDZANDVO SECONDARY	1	17	8	47.1	13	10	76.9	14	1	7	50.0
	925620220	7622111	LEAGATHOKO SECONDARY	2	38	8	21.1	39	22	56.4	89	28	21	23.6
	925630043	7641105	LEFAKGOMO SECONDARY	1	118	47	39.8	142	53	37.3	190	38	61	32.1
	924640538	7653108	LEGALETLWA SENIOR SECONDARY	1	58	42	72.4	42	22	52.4	93	0	48	51.6
	925660259	7664162	LEGARE SENIOR SECONDARY	1	69	40	58.0	42	28	66.7	78	17	40	51.3
	925620268	7624113	LEHLABA SECONDARY	1	39	26	66.7	42	33	78.6	105	16	67	63.8
	925620275	7621114	LEHLABILE SECONDARY	1	65	36	55.4	73	49	67.1	120	43	54	45.0
	925660266	7662111	LEHUTJWANA SENIOR SECONDARY	2	68	26	38.2	60	35	58.3	52	0	24	46.2
	921230122	7635102	LEHWELERE MATLALA SECONDARY	1	33	25	75.8	24	19	79.2	29	0	20	69.0
	924640569	7655109	LEHWELERE SECONDARY	2	102	69	67.6	60	48	80.0	97	7	71	73.2
	924651231	7633142	LEKALA SECONDARY	1	10	6	60.0	12	11	91.7	29	0	22	75.9
	925610025	7611106	LEKENTLE SECONDARY	1	79	40	50.6	69	43	62.3	51	47	33	64.7
	924640583	7652110	LEKHINE SECONDARY	1	30	20	66.7	21	9	42.9	32	7	12	37.5
	924640590	7651111	LEKOKO SECONDARY	1	57	43	75.4	46	26	56.5	88	0	60	68.2

District Name	EMIS No	Centre No	Centre Name	Quintile	2013			2014			2015			
					Wrote	Achieved	% Achieved	Wrote	Achieved	% Achieved	Wrote	No Progressed	Achieved	% Achieved
GREATER SEKHUKHUNE	925661450	7662157	LENGAMA SENIOR SECONDARY	2	65	20	30.8	26	13	50.0	64	44	16	25.0
	924640620	7654113	LEOKENG SECONDARY	1	34	21	61.8	16	11	68.8	27	0	16	59.3
	925620305	7624115	LEOLO HIGH	3	112	61	54.5	96	45	46.9	110	22	41	37.3
	906120591	7635116	LEPELLE SECONDARY	1	123	86	69.9	61	36	59.0	168	0	74	44.0
	925630067	7641106	LEPHENYE SECONDARY	1	30	23	76.7	28	21	75.0	30	7	20	66.7
	925660303	7664113	LERATO SECONDARY	1	9	5	55.6	4	3	75.0	13	0	5	38.5
	996606531	7671107	LERIANA SENIOR SECONDARY SCHOOL	2	70	15	21.4	40	7	17.5	55	0	20	36.4
	925630050	7641107	LESAILANE SECONDARY	1	46	29	63.0	32	14	43.8	91	41	32	35.2
	925620329	7624118	LETAU SENIOR SECONDARY	1	30	28	93.3	35	19	54.3	38	11	23	60.5
	924640699	7651163	LETÉBELE MARISHANE SECONDARY	1	34	28	82.4	48	36	75.0	53	7	39	73.6
	924640712	7657114	LEWALEMOLOMO SECONDARY	1	16	15	93.8	14	13	92.9	17	0	12	70.6
	996606544	7671905	LIVING WATER PRIVATE SCHOOL	-				23	23	100.0	63	0	53	84.1
	925660327	7661164	LOBAMBA JUNIOR SECONDARY	1	24	15	62.5	15	9	60.0	39	0	9	23.1
	924650627	7631139	LOBOLI SECONDARY	1	73	21	28.8	46	10	21.7	103	0	27	26.2
	996606812	7674102	MABAKE SECONDARY SCHOOL	2	49	43	87.8	36	33	91.7	65	0	54	83.1
	924640750	7653176	MABODIBENG SECONDARY	1	24	20	83.3	25	18	72.0	45	0	31	68.9
	925630081	7641108	MABORAGANE SECONDARY	1	22	17	77.3	13	8	61.5	23	2	6	26.1
	924640781	7656167	MADIKALEPUDI SECONDARY	1	23	19	82.6	37	24	64.9	25	1	17	68.0
	925620374	7622120	MADIKOLOSHE MALEPE SECONDARY	2	5	5	100.0	5	4	80.0	19	0	4	21.1
	925610254	7614107	MADITHAME SENIOR SECONDARY	1	42	28	66.7	42	25	59.5	68	8	30	44.1
	996609999	7642142	MAFADI ACADEMY	-							8	1	6	75.0
	925610117	7612126	MAFOUFALE SECONDARY	1	17	5	29.4	17	13	76.5	18	5	10	55.6
	924640828	7655171	MAGALE SECONDARY	2	35	25	71.4	39	27	69.2	71	11	32	45.1
	925620411	7622121	MAGATAGABOTSE SECONDARY	2	21	11	52.4	17	11	64.7	42	25	14	33.3
	996604500	7645148	MAGOBANYE SECONDARY	1	30	19	63.3	27	16	59.3	50	3	37	74.0
	924650672	7632110	MAGUKUBJANE SENIOR SECONDARY	1	28	15	53.6	37	23	62.2	29	0	10	34.5
924640836	7654115	MAHLABA SECONDARY	1	24	7	29.2	10	1	10.0	26	0	2	7.7	
996606808	7674103	MAHLAKODISHE SECONDARY SCHOOL	1	38	32	84.2	34	25	73.5	47	0	29	61.7	

District Name	EMIS No	Centre No	Centre Name	Quintile	2013			2014			2015			
					Wrote	Achieved	% Achieved	Wrote	Achieved	% Achieved	Wrote	No Progressed	Achieved	% Achieved
GREATER SEKHUKHUNE	924651001	7636111	MAHLARE SENIOR SECONDARY	1	47	36	76.6	31	21	67.7	45	7	36	80.0
	924650191	7635112	MAHLONTEBE SECONDARY	1	59	29	49.2	33	22	66.7	73	0	27	37.0
	924640897	7657170	MAHWETSE SECONDARY	1	40	40	100.0	93	84	90.3	76	0	71	93.4
	924651958	7633113	MAJANE MATLALA SECONDARY	1	31	14	45.2	24	15	62.5	35	15	19	54.3
	921230191	7635106	MAJATLADI SECONDARY	1	54	37	68.5	48	38	79.2	83	0	40	48.2
	925661443	7664115	MAKATANE SECONDARY	1	45	10	22.2	36	21	58.3	72	14	34	47.2
	925610032	7611128	MAKELEPENG SECONDARY	1	20	13	65.0	27	22	81.5	42	20	29	69.0
	925631084	7642109	MAKGAMATHU HIGH	1	37	30	81.1	43	25	58.1	35	4	28	80.0
	925660457	7663116	MAKGWALE SECONDARY	1	38	21	55.3	38	23	60.5	36	2	29	80.6
	924643131	7655177	MAKHATO SECONDARY	2	29	16	55.2	32	25	78.1	33	0	29	87.9
	925620480	7622168	MAKHWESE SECONDARY	2	35	32	91.4	54	31	57.4	120	30	42	35.0
	925620473	7622167	MAKIDI SECONDARY	1	4	4	100.0	9	0	0.0	12	0	1	8.3
	925631091	7642110	MAKOPI SENIOR SECONDARY	1	48	42	87.5	65	46	70.8	48	16	34	70.8
	924610124	7612108	MAKOPOLE I SENIOR SECONDARY	1	19	10	52.6	16	6	37.5	32	0	9	28.1
	925661436	7663118	MAKOPOLE II SECONDARY	1	77	18	23.4	73	32	43.8	70	0	42	60.0
	925630760	7644111	MAKUANE SENIOR SECONDARY	1	44	20	45.5	58	17	29.3	72	8	33	45.8
	924640996	7655116	MAKWE SENIOR SECONDARY	2	47	19	40.4	13	11	84.6	31	0	24	77.4
	924641005	7655117	MAKWETLE SECONDARY	2	19	14	73.7	12	11	91.7	18	2	13	72.2
	924641036	7656181	MALABE SECONDARY	1	16	9	56.3	17	14	82.4	17	0	14	82.4
	924641067	7651118	MALEKUTU SENIOR SECONDARY	1	56	23	41.1	55	24	43.6	40	10	28	70.0
	925630135	7641112	MALENGINE SECONDARY	2	21	13	61.9	15	15	100.0	47	0	15	31.9
	924641081	7652119	MAMAAL SECONDARY	1	19	6	31.6	21	9	42.9	20	0	10	50.0
	924651507	7631114	MAMADI SECONDARY	1	54	13	24.1	25	6	24.0	51	0	14	27.5
	925631114	7642113	MAMOGEGE SECONDARY	1	38	28	73.7	32	21	65.6	57	0	28	49.1
	925620541	7622171	MAMOLOBELA SECONDARY SCHOOL	2	20	19	95.0	23	21	91.3	72	18	29	40.3
	924641111	7652120	MAMPURU TSEKE SECONDARY	1	14	4	28.6	22	7	31.8	26	1	15	57.7
925630784	7644114	MANAWE SENIOR SECONDARY	1	31	13	41.9	44	18	40.9	69	0	18	26.1	

District Name	EMIS No	Centre No	Centre Name	Quintile	2013			2014			2015			
					Wrote	Achieved	% Achieved	Wrote	Achieved	% Achieved	Wrote	No Progressed	Achieved	% Achieved
GREATER SEKHUKHUNE	924650207	7633115	MANG-LE-MANG SECONDARY	1	62	48	77.4	89	54	60.7	113	0	76	67.3
	924641142	7652121	MANGOLWANE SENIOR SECONDARY	1	40	10	25.0	31	13	41.9	52	21	11	21.2
	925620572	7621128	MANOKE SENIOR SECONDARY	1	53	40	75.5	48	39	81.3	94	49	56	59.6
	924641203	7651122	MANTLATLE SECONDARY	1	50	34	68.0	66	39	59.1	74	10	50	67.6
	924641210	7653164	MANTLHANYANE SECONDARY	1	8	0	0.0	8	6	75.0	8	6	3	37.5
	924651019	7636116	MANYAKU SECONDARY	1	47	30	63.8	47	22	46.8	57	0	28	49.1
	925620602	7623129	MAOKENG SENIOR SECONDARY	1	19	15	78.9	24	18	75.0	46	0	33	71.7
	925630791	7644144	MAPE SECONDARY	1	28	13	46.4	35	10	28.6	40	4	12	30.0
	924641258	7652123	MAPHADIME SENIOR SECONDARY	1	20	9	45.0	24	2	8.3	35	4	6	17.1
	925630449	7643115	MAPUTLE SENIOR SECONDARY	1	44	39	88.6	58	53	91.4	71	11	53	74.6
	925620626	7623131	MAREMISHA HIGH	1	38	25	65.8	33	28	84.8	50	0	38	76.0
	924651255	7633117	MARESELENG HIGH	1	40	21	52.5	24	12	50.0	52	11	7	13.5
	924641319	7654124	MARETELE SECONDARY	1	29	13	44.8	20	5	25.0	25	3	11	44.0
	925630463	7643116	MAROLE SECONDARY	1	23	20	87.0	17	11	64.7	20	3	15	75.0
	924641364	7657125	MASEMOLA SENIOR SECONDARY	1	47	29	61.7	56	24	42.9	76	20	24	31.6
	924641371	7655126	MASERUMULE SECONDARY	1	59	36	61.0	72	28	38.9	54	0	34	63.0
	925620657	7621133	MASHAKWANENG SECONDARY	1	9	7	77.8	27	6	22.2	35	0	5	14.3
	925660716	7663166	MASHEGO JUNIOR SECONDARY	1	22	12	54.5	23	13	56.5	48	0	9	18.8
	925660730	7663119	MASHUPJE SENIOR SECONDARY	1	61	18	29.5	20	15	75.0	117	61	30	25.6
	996606520	7671108	MATAILANE SECONDARY SCHOOL	2	59	10	16.9	37	15	40.5	73	0	24	32.9
	925620664	7621134	MATHAFENG SECONDARY	1	28	20	71.4	33	27	81.8	62	21	32	51.6
	924641432	7657161	MATHUME SECONDARY	1	21	21	100.0	29	18	62.1	25	0	18	72.0
	925630494	7643142	MATLADI A PHAAHLA SECONDARY	1	8	8	100.0	12	8	66.7	23	7	2	8.7
	924641463	7657127	MATLEBJOANE SECONDARY	1	37	27	73.0	52	28	53.8	66	2	39	59.1
	924641494	7656128	MATSEBE SECONDARY	1	15	2	13.3	21	2	9.5	15	4	5	33.3
	925660761	7662120	MATSEBONG SECONDARY	2	42	31	73.8	99	39	39.4	77	0	57	74.0
925620671	7623135	MATSHAILE SENIOR SECONDARY	1	22	12	54.5	19	11	57.9	22	0	12	54.5	

District Name	EMIS No	Centre No	Centre Name	Quintile	2013			2014			2015			
					Wrote	Achieved	% Achieved	Wrote	Achieved	% Achieved	Wrote	No Progressed	Achieved	% Achieved
GREATER SEKHUKHUNE	924320468	7652129	MATSHELE SECONDARY	1	17	7	41.2	29	19	65.5	41	9	31	75.6
	924641517	7653130	MATSHUMANE SECONDARY	2	112	96	85.7	147	101	68.7	150	0	89	59.3
	924641555	7657166	MMAKOPI SECONDARY	1	23	10	43.5	11	3	27.3	14	2	12	85.7
	924641593	7654131	MMAMOKOKGOLUSHI SECONDARY	1	45	19	42.2	33	14	42.4	52	2	28	53.8
	925630838	7644117	MMANYABA SENIOR SECONDARY	1	15	11	73.3	22	19	86.4	27	0	14	51.9
	924641609	7651181	MMAPHADIME SECONDARY SCHOOL	1	18	11	61.1	10	4	40.0	17	0	6	35.3
	924643193	7653183	MMAUWANE SECONDARY	1	30	23	76.7	11	7	63.6	26	0	11	42.3
	925620701	7624137	MMIDITSI SENIOR SECONDARY	1	142	90	63.4	71	57	80.3	209	80	98	46.9
	925630845	7644118	MMUTLANE SECONDARY	1	62	37	59.7	75	43	57.3	107	3	57	53.3
	925631497	7645145	MODIEDIE SECONDARY	1	24	8	33.3	14	6	42.9	24	4	11	45.8
	924610131	7612127	MODIPA SECONDARY	1	36	24	66.7	43	30	69.8	66	21	31	47.0
	924643124	7656132	MODIPADI SECONDARY	1	25	21	84.0	19	15	78.9	29	0	20	69.0
	925610049	7611109	MOEPADIRA SECONDARY	1	40	27	67.5	47	30	63.8	62	10	36	58.1
	924650924	7635118	MOGADIME SECONDARY	1	39	22	56.4	27	11	40.7	39	9	4	10.3
	996602110	7621168	MOGALE WA BAGALE	4	19	13	68.4	33	19	57.6	44	0	22	50.0
	925620718	7623167	MOGOHLWANE SEC SCHOOL	1	5	4	80.0	5	5	100.0	4	0	3	75.0
	925630852	7644119	MOGOLAHLOGO SECONDARY	1	21	16	76.2	18	16	88.9	42	0	25	59.5
	925621308	7624171	MOGOLO SECONDARY	1	77	16	20.8	87	27	31.0	189	141	35	18.5
	924650276	7634144	MOGUDI SECONDARY	2	43	29	67.4	21	11	52.4	55	25	27	49.1
	996606618	7672103	MOHLABETSI SECONDARY SCHOOL	1	66	32	48.5	39	19	48.7	103	52	35	34.0
	925620725	7623168	MOHLAKENG SECONDARY SCHOOL	1	7	1	14.3	12	8	66.7	12	0	8	66.7
	925630524	7643120	MOHLALA-MORUDI SECONDARY	1	24	22	91.7	30	26	86.7	45	18	21	46.7
	925610193	7613110	MOHLAETSE SECONDARY	1	54	44	81.5	44	26	59.1	57	0	25	43.9
	996606702	7673102	MOHLAMME SECONDARY SCHOOL	2	116	78	67.2	142	69	48.6	190	34	70	36.8
	996606309	7663169	MOHLAREKOMA SECONDARY SCHOOL	1	41	22	53.7	33	26	78.8	61	0	32	52.5
	925621421	7624141	MOHLARUTSE SECONDARY	1	65	29	44.6	74	33	44.6	168	41	38	22.6
	925620749	7623142	MOHLATSENGWANE SECONDARY	1	28	12	42.9	18	17	94.4	22	0	13	59.1
	924641746	7654133	MOHLODI SECONDARY	1	15	10	66.7	11	4	36.4	24	0	8	33.3

District Name	EMIS No	Centre No	Centre Name	Quintile	2013			2014			2015			
					Wrote	Achieved	% Achieved	Wrote	Achieved	% Achieved	Wrote	No Progressed	Achieved	% Achieved
GREATER SEKHUKHUNE	925610261	7614129	MOHLOTLWANE SECONDARY	1	21	7	33.3	7	2	28.6	9	0	6	66.7
	925610056	7611111	MOHWADUBA SENIOR SECONDARY	1	15	11	73.3	16	7	43.8	32	6	23	71.9
	925630883	7644143	MOILA SECONDARY	1	14	11	78.6	16	13	81.3	27	2	17	63.0
	924641791	7652160	MOKGAPI SECONDARY	1	15	4	26.7	24	10	41.7	28	0	9	32.1
	924641784	7655134	MOKGERETLI SECONDARY	1	12	7	58.3	29	14	48.3	26	7	13	50.0
	924650979	7635145	MOKGOMA MATLALA SECONDARY	2	38	10	26.3	27	2	7.4	67	0	5	7.5
	924641821	7651135	MOKGUBI SECONDARY	1	26	21	80.8	17	9	52.9	30	6	16	53.3
	925610209	7613112	MOKHINE SECONDARY	1	80	47	58.8	67	37	55.2	114	34	71	62.3
	925610148	7612113	MOKHULWANE SECONDARY	1	83	19	22.9	36	18	50.0	50	18	14	28.0
	924651927	7636119	MOKONEAMABULA SECONDARY	1	41	38	92.7	37	32	86.5	52	14	41	78.8
	925631176	7642141	MOKWADIBE SECONDARY	1	49	25	51.0	47	24	51.1	96	50	31	32.3
	924641846	7656169	MOLEBELEDI SECONDARY	1	41	25	61.0	22	13	59.1	27	0	20	74.1
	924661429	7662158	MOLEPANE SECONDARY	1	28	27	96.4	43	37	86.0	39	0	32	82.1
	925660853	7661126	MOLESHATLOU SECONDARY	1	127	46	36.2	94	32	34.0	190	52	49	25.8
	924641906	7657137	MOLOMOTOATAU SECONDARY	1	43	20	46.5	36	12	33.3	43	14	18	41.9
	924641913	7652138	MOLWETSI SENIOR	1	47	29	61.7	70	24	34.3	68	0	50	73.5
	924650214	7634143	MONAMODI MATSEPE SECONDARY	2	30	26	86.7	47	36	76.6	51	8	34	66.7
	925660204	7661109	MONAMOLEDI SECONDARY SCHOOL	1	115	79	68.7	108	66	61.1	144	35	64	44.4
	925611028	7614123	MONARE SECONDARY	1	10	3	30.0	6	2	33.3	6	0	4	66.7
	924641937	7657168	MONYAKU SECONDARY	1	32	26	81.3	30	20	66.7	38	0	21	55.3
	924641968	7655139	MOREKO SENIOR SECONDARY	2	100	100	100.0	108	107	99.1	111	0	111	100.0
	924641975	7655183	MORERI-CHOENYANE SECONDARY	2	24	24	100.0	4	4	100.0	20	1	15	75.0
	925610155	7612124	MORETLWE SECONDARY	1	16	6	37.5	14	7	50.0	16	3	4	25.0
	924641999	7655182	MORITI SECONDARY	1	57	24	42.1	25	20	80.0	57	5	27	47.4
	925610285	7614114	MOROKALEBOLE SECONDARY	1	45	20	44.4	14	7	50.0	39	0	14	35.9
	925631527	7645121	MORWASWI SECONDARY	2	31	19	61.3	28	11	39.3	35	5	15	42.9
	925630555	7643139	MOSEDI SECONDARY	1	33	25	75.8	42	22	52.4	73	20	23	31.5
	925630203	7641122	MOSEGO SECONDARY	1	29	15	51.7	15	10	66.7	21	4	14	66.7
	925631534	7645147	MOSEKI SECONDARY	1	34	14	41.2	22	14	63.6	53	7	16	30.2

District Name	EMIS No	Centre No	Centre Name	Quintile	2013			2014			2015			
					Wrote	Achieved	% Achieved	Wrote	Achieved	% Achieved	Wrote	No Progressed	Achieved	% Achieved
GREATER SEKHUKHUNE	924650221	7634120	MOSHATE SENIOR SECONDARY	1	51	33	64.7	69	36	52.2	114	49	42	36.8
	924642053	7655140	MOTEANE SECONDARY	2	33	16	48.5	26	13	50.0	43	4	17	39.5
	924651859	7634138	MOTJEDI SECONDARY	1	27	15	55.6	24	6	25.0	56	25	19	33.9
	925630913	7644123	MOTLOULELA SENIOR SECONDARY	1	21	8	38.1	28	16	57.1	51	25	20	39.2
	924652248	7635135	MOTODI SECONDARY	2	19	9	47.4	29	6	20.7	34	0	25	73.5
	924642114	7655141	MOTSWALEDI SECONDARY	1	16	11	68.8	9	9	100.0	12	0	10	83.3
	924642121	7657178	MOTUBATSE SECONDARY	1	51	38	74.5	41	22	53.7	52	0	35	67.3
	925620879	7621146	MOUKANGOE HIGH	1	60	49	81.7	57	38	66.7	106	0	36	34.0
	996603304	7634146	MPHAGE SECONDARY SCHOOL	2	69	48	69.6	91	27	29.7	146	0	45	30.8
	924650290	7635121	MPHAHLELE SECONDARY	1	43	30	69.8	40	26	65.0	72	0	24	33.3
	924642145	7652142	MPHEGOLLE SECONDARY	1	21	14	66.7	29	26	89.7	22	2	16	72.7
	996601400	7614134	MPHELA A MARUMO SECONDARY SCHOOL	1	72	72	100.0	68	67	98.5	82	7	79	96.3
	924642152	7653185	MPHELE A MPHELE SECONDARY	1	40	35	87.5	21	17	81.0	49	3	25	51.0
	925610063	7611115	MPHELE SECONDARY	1	39	23	59.0	29	16	55.2	44	14	25	56.8
	924650696	7631122	MPHEZULU SECONDARY	2	43	31	72.1	51	36	70.6	61	0	40	65.6
	925660945	7661129	MPILO SENIOR SECONDARY	1	55	33	60.0	65	42	64.6	94	44	56	59.6
	924643407	7651180	MPOLE SECONDARY	1	20	16	80.0	25	11	44.0	31	0	20	64.5
	925610292	7614131	NAKA MMAKGOMO SECONDARY	1	13	2	15.4	10	3	30.0	10	2	0	0.0
	925630562	7643124	NAKGWADI SECONDARY	1	135	98	72.6	89	75	84.3	196	44	75	38.3
	996606705	7673103	NALA SECONDARY SCHOOL	2	93	74	79.6	111	79	71.2	197	80	111	56.3
	924650238	7634123	NALEDI-YA-MESO SECONDARY	1	26	7	26.9	19	4	21.1	35	9	6	17.1
	924642213	7654143	NAMUDI SECONDARY	1	18	6	33.3	17	7	41.2	19	2	6	31.6
	924651484	7635124	NAPE A NGWATO HIGH	2	41	32	78.0	32	19	59.4	50	0	36	72.0
	924651293	7633125	NDENDEKA HIGH	1	29	21	72.4	30	16	53.3	49	0	28	57.1
	924642237	7652144	NGALE SECONDARY	1	37	23	62.2	38	18	47.4	59	0	30	50.8
	924642244	7652175	NGOATOANAPE SECONDARY	1	26	17	65.4	36	20	55.6	41	0	30	73.2
	924651279	7633127	NGULU HIGH	1	47	30	63.8	34	29	85.3	61	0	28	45.9
	925660952	7663130	NGWAABE COMPREHENSIVE SECONDARY	1	74	57	77.0	53	39	73.6	56	15	26	46.4
	924651866	7635126	NGWANAKWENA SECONDARY	1	96	75	78.1	131	76	58.0	132	0	67	50.8

District Name	EMIS No	Centre No	Centre Name	Quintile	2013			2014			2015			
					Wrote	Achieved	% Achieved	Wrote	Achieved	% Achieved	Wrote	No Progressed	Achieved	% Achieved
GREATER SEKHUKHUNE	925610162	7612116	NGWANAMALA SECONDARY	1	85	52	61.2	69	39	56.5	75	6	40	53.3
	924642281	7636146	NGWANAMASHILE SENIOR SECONDARY	1	44	37	84.1	27	23	85.2	35	0	31	88.6
	924661528	7662159	NGWANAMATLANG SECONDARY	1	154	128	83.1	74	66	89.2	113	0	90	79.6
	925660976	7663132	NGWANANGWATO SECONDARY	1	61	26	42.6	31	18	58.1	66	2	39	59.1
	924642305	7651146	NGWANATSHWANE SECONDARY	1	94	78	83.0	50	45	90.0	138	25	107	77.5
	996606711	7673104	NGWATO-A-MPHELA PUBLIC SCHOOL	2	48	29	60.4	38	18	47.4	76	22	26	34.2
	925631206	7642143	NKGOMELENG SENIOR SECONDARY	1	15	12	80.0	20	15	75.0	43	14	20	46.5
	924642329	7656147	NKGONYELETSE SECONDARY	1	59	49	83.1	51	45	88.2	93	0	76	81.7
	925621315	7622169	NKOTA SECONDARY	1	38	26	68.4	50	39	78.0	99	24	37	37.4
	925661023	7663133	NKOTWANE SECONDARY	1	47	37	78.7	60	44	73.3	97	28	50	51.5
	925620893	7623149	NTABANE SECONDARY	1	39	33	84.6	28	19	67.9	45	0	36	80.0
	925620916	7622170	NTIBANENG SECONDARY	1	30	15	50.0	13	13	100.0	35	0	20	57.1
	924642374	7654144	NTSHEBELE SECONDARY	1	82	51	62.2	76	34	44.7	125	0	59	47.2
	996606832	7674111	NTSHIBA SECONDARY SCHOOL	5				8	5	62.5	16	7	12	75.0
	925631565	7645126	NTWAMPE SECONDARY	1	75	35	46.7	42	30	71.4	81	19	48	59.3
	925631572	7645136	NYAKU SENIOR SECONDARY	2	17	11	64.7	30	10	33.3	30	1	15	50.0
	996606701	7673105	OR TAMBO COMPREHENSIVE SCHOOL	2	59	49	83.1	74	56	75.7	103	30	48	46.6
	925620930	7622151	PAEPAE SENIOR SECONDARY	1	32	20	62.5	30	13	43.3	51	21	15	29.4
	925610216	7613117	PEU SECONDARY	1	18	4	22.2	20	13	65.0	23	0	10	43.5
	996606801	7674104	PEZUNGA SECONDARY SCHOOL	1	23	22	95.7	22	15	68.2	18	0	15	83.3
	925620954	7624173	PHAAHLA SECONDARY SCHOOL	1	35	28	80.0	44	31	70.5	103	21	47	45.6
	925631589	7645146	PHAFANE SECONDARY	1	81	70	86.4	92	70	76.1	104	0	95	91.3
	924642428	7655149	PHATAMETSANE SECONDARY	2	126	77	61.1	100	52	52.0	78	10	53	67.9
	924642466	7653150	PHIRIAGAE SECONDARY	1	25	23	92.0	22	13	59.1	21	3	12	57.1
	924651262	7633128	PHOKANOKA HIGH	1	87	62	71.3	65	34	52.3	91	0	43	47.3
	924642480	7657151	PHOROANE SECONDARY	1	16	14	87.5	20	12	60.0	28	6	16	57.1

District Name	EMIS No	Centre No	Centre Name	Quintile	2013			2014			2015			
					Wrote	Achieved	% Achieved	Wrote	Achieved	% Achieved	Wrote	No Progressed	Achieved	% Achieved
GREATER SEKHUKHUNE	925610223	7613118	PHUTAKWE SECONDARY	1	47	34	72.3	40	23	57.5	69	8	29	42.0
	924643315	7656165	PHUTI-KWENA SECONDARY	1	37	35	94.6	38	35	92.1	45	6	41	91.1
	925661696	7661161	PHUTIMOGOLODI SECONDARY SCHOOL	1	12	1	8.3	11	2	18.2	11	0	3	27.3
	925630593	7643127	PHUTINARE SECONDARY	1	21	18	85.7	23	21	91.3	17	3	14	82.4
	925610308	7614119	PHUTITLOU SECONDARY	1	20	13	65.0	21	13	61.9	28	0	16	57.1
	925661115	7664151	PHUTLOTAU SECONDARY	1	56	33	58.9	48	34	70.8	49	10	31	63.3
	924642527	7653184	PONTI JUNIOR SECONDARY	1	45	44	97.8	43	41	95.3	61	1	60	98.4
	925631596	7645144	POO SECONDARY	1	41	38	92.7	74	48	64.9	78	0	71	91.0
	925630265	7641137	POTLAKE SECONDARY	2	43	19	44.2	37	18	48.6	38	10	19	50.0
	925630951	7644128	POTOKO SECONDARY	1	26	26	100.0	42	40	95.2	64	5	62	96.9
	924651040	7636129	PUPUTLE SECONDARY	1	12	10	83.3	14	7	50.0	14	0	11	78.6
	996606607	7672104	RAMATSHAGALALA SECONDARY SCHOOL	1	134	124	92.5	122	117	95.9	181	26	123	68.0
	996606718	7673106	RAMOGOSETSI MAGANA SECONDARY SCHOOL	2	23	18	78.3	29	23	79.3	51	17	20	39.2
	924650252	7634130	RAMOHLOKOLO SENIOR SECONDARY	2	47	39	83.0	45	32	71.1	42	20	32	76.2
	924651842	7636147	RAMOROKO SECONDARY	1	6	3	50.0	7	3	42.9	13	0	6	46.2
	925661139	7661140	RAMPHELANE SECONDARY	1	102	65	63.7	91	52	57.1	120	16	46	38.3
	924642572	7656152	RANTOBENG SECONDARY	1	94	94	100.0	90	87	96.7	127	0	125	98.4
	925631237	7642129	RATANANG SECONDARY	1	33	24	72.7	37	23	62.2	43	0	19	44.2
	924642589	7653153	REBONE SECONDARY	1	66	48	72.7	72	42	58.3	150	0	79	52.7
	996603301	7634145	REFILWE SECONDARY	2	47	47	100.0	55	55	100.0	67	8	67	100.0
	996606820	7674105	REFILWE SECONDARY SCHOOL	2	10	9	90.0	24	20	83.3	35	4	22	62.9
	996606631	7672105	REITOMETJE SECONDARY SCHOOL	2	22	17	77.3	15	7	46.7	41	16	22	53.7
	996606815	7674106	REKHUDITSE SECONDARY SCHOOL	2	41	34	82.9	43	30	69.8	65	5	37	56.9
	996606824	7674107	REPHAFOGILE SECONDARY SCHOOL	2	26	21	80.8	41	25	61.0	74	47	41	55.4
	996606509	7671109	SANGO COMBINED SCHOOL	1	27	15	55.6	28	22	78.6	15	0	14	93.3
	996606603	7672106	SEBAKANAGA SECONDARY SCHOOL	2	65	59	90.8	65	58	89.2	97	11	92	94.8
	925661160	7661141	SEBASE SECONDARY	1	49	33	67.3	58	52	89.7	126	38	65	51.6
	996606816	7674108	SEBJALEBJALE SECONDARY SCHOOL	2	36	28	77.8	18	17	94.4	23	1	12	52.2

District Name	EMIS No	Centre No	Centre Name	Quintile	2013			2014			2015			
					Wrote	Achieved	% Achieved	Wrote	Achieved	% Achieved	Wrote	No Progressed	Achieved	% Achieved
GREATER SEKHUKHUNE	925621049	7621155	SEDIBENG SENIOR SECONDARY	1	14	9	64.3	19	13	68.4	59	27	17	28.8
	925661184	7664142	SEFOGOLE SEPEKE SECONDARY	1	45	36	80.0	47	29	61.7	72	11	39	54.2
	923621056	7622156	SEGASHIFE SECONDARY	1	26	13	50.0	17	15	88.2	65	0	6	9.2
	924650733	7631131	SEGOLOLA HIGH	1	32	12	37.5	34	14	41.2	86	0	40	46.5
	925631268	7642130	SEHLAKU SECONDARY	1	96	66	68.8	136	87	64.0	133	1	101	75.9
	925631602	7645131	SELATOLE SECONDARY	1	48	31	64.6	45	30	66.7	89	17	34	38.2
	925610315	7614120	SELEBALO SECONDARY	1	25	22	88.0	38	17	44.7	34	0	21	61.8
	925621117	7623159	SEMORIRI SECONDARY	1	15	1	6.7	16	15	93.8	18	0	11	61.1
	925661221	7663144	SENGANGE SENIOR SECONDARY	1	50	27	54.0	33	15	45.5	44	0	28	63.6
	925661238	7663165	SEOKGOME SECONDARY	1	22	14	63.6	22	15	68.2	52	13	37	71.2
	924642749	7653154	SEOPO SENIOR SECONDARY	1	37	24	64.9	39	15	38.5	55	15	26	47.3
	924642756	7652155	SEPHEU MOLEKE SECONDARY	1	59	50	84.7	62	52	83.9	79	0	67	84.8
	925661252	7661145	SERAKI SENIOR SECONDARY	1	26	13	50.0	29	10	34.5	37	13	9	24.3
	996606727	7673111	SEREME COMBINED SCHOOL	2	35	21	60.0	26	17	65.4	66	26	20	30.3
	925631626	7645138	SEROKOLO SECONDARY	2	49	38	77.6	49	41	83.7	51	0	35	68.6
	925630975	7644132	SHAKUNG SENIOR SECONDARY	1	18	1	5.6	20	6	30.0	30	17	4	13.3
	925361276	7663147	SHORWANE SECONDARY	1	30	16	53.3	27	19	70.4	23	6	15	65.2
	996606528	7671110	SKHOSANA SECONDARY SCHOOL	2	73	28	38.4	54	21	38.9	68	0	48	70.6
	925621124	7622161	SOGANE SEN SECONDARY	1	63	51	81.0	65	44	67.7	67	39	53	79.1
	925661658	7662160	ST MARK'S COMPREHENSIVE COLLEGE	4	100	87	87.0	83	74	89.2	125	0	114	91.2
	924650740	7633904	ST PAUL'S HIGH	2	61	55	90.2	57	55	96.5	73	0	54	74.0
	996601301	7613120	ST PETERS	-	57	48	84.2	39	33	84.6	54	0	50	92.6
	996606535	7671903	ST GREGORIES COLLEGE	-	72	63	87.5	84	75	89.3	72	0	64	88.9
	996606608	7672107	ST JOSEFS SECONDARY SCHOOL	2	132	108	81.8	108	86	79.6	197	60	80	40.6
	996602106	7624904	ST THOMAS COMBINED SCHOOL	-	81	80	98.8	92	91	98.9	115	0	115	100.0
	996606610	7672108	TADIMANE SECONDARY SCHOOL	2	73	36	49.3	43	40	93.0	89	32	53	59.6
925621148	7621162	TAUNG HIGH	1	47	7	14.9	48	9	18.8	85	52	12	14.1	

District Name	EMIS No	Centre No	Centre Name	Quintile	2013			2014			2015			
					Wrote	Achieved	% Achieved	Wrote	Achieved	% Achieved	Wrote	No Progressed	Achieved	% Achieved
GREATER SEKHIJHUNE	925630654	7645133	TEKANANG SECONDARY	1	85	49	57.6	93	44	47.3	96	0	50	52.1
	925610070	7611121	TELELO SECONDARY	1	8	6	75.0	4	4	100.0	8	2	6	75.0
	924642848	7651179	TENYANE SECONDARY	1	72	41	56.9	90	48	53.3	55	3	45	81.8
	924643148	7653157	THAKGUDI SECONDARY	1	57	30	52.6	42	16	38.1	57	16	19	33.3
	996606630	7672109	THEJANE SECONDARY SCHOOL	1	79	74	93.7	99	82	82.8	213	101	66	31.0
	925610230	7613119	THETE SECONDARY	1	20	7	35.0	31	11	35.5	29	11	11	37.9
	996606625	7672110	THLAKO COMBINED SCHOOL	2	81	68	84.0	59	44	74.6	106	6	63	59.4
	996606536	7671112	TJETJE SECONDARY SCHOOL	2	119	36	30.3	69	47	68.1	88	16	53	60.2
	996606810	7674109	TLHAKANANG SECONDARY SCHOOL	1	38	38	100.0	29	28	96.6	80	0	66	82.5
	925610087	7611122	TLOU NARE SENIOR SECONDARY	1	97	61	62.9	68	44	64.7	96	97	50	52.1
	925630326	7641138	TLOUPHUTI SECONDARY	1	24	20	83.3	42	26	61.9	56	2	39	69.6
	924643001	7651158	TSEKEMARISHANE SENIOR SECONDARY	1	0	0		78	6	7.7	86	28	10	11.6
	925661344	7664164	TSHABADIETLA SECONDARY SCHOOL	1	52	30	57.7	48	25	52.1	52	1	41	78.8
	925621186	7623165	TSHABELANG DINOKO SECONDARY	1	38	28	73.7	27	26	96.3	51	0	48	94.1
	924643049	7652159	TSHEGE SECONDARY	1	29	8	27.6	27	4	14.8	41	4	12	29.3
	925661351	7664150	TSHEHLWANENG SENIOR SECONDARY	1	118	53	44.9	121	41	33.9	168	89	80	47.6
	925630685	7645135	TSHIHLO SECONDARY	1	24	19	79.2	25	25	100.0	36	0	22	61.1
	996606828	7674110	TSHIKANOSHI SECONDARY SCHOOL	2	30	29	96.7	14	14	100.0	36	2	34	94.4
	996602401	7624172	WEM COMBINED SCHOOL	-	88	61	69.3	138	91	65.9	162	0	131	80.9
	924650757	7631132	ZAMA ZAMA SECONDARY	1	62	30	48.4	69	18	26.1	72	0	31	43.1
924650764	7631133	ZAMOKUHLE HIGH	1	48	20	41.7	46	21	45.7	74	0	51	68.9	
924650771	7631134	ZENZELENI SENIOR SECONDARY	1	25	9	36.0	29	8	27.6	28	0	7	25.0	
MOPANI	918510019	7413110	ABEL SECONDARY SCHOOL	1	51	21	41.2	32	14	43.8	85	42	44	51.8
	994402201	7441904	ALL SAINTS COLLEGE	-	27	27	100.0	42	42	100.0	57	0	57	100.0
	915530013	7451101	B MKHABELE JUNIOR SECONDARY	2	21	16	76.2	22	7	31.8	39	20	15	38.5
	916420024	7425111	BAMBENI SECONDARY	1	17	13	76.5	25	19	76.0	34	0	31	91.2
	915530020	7452001	BANKUNA HIGH	3	77	52	67.5	84	57	67.9	59	6	41	69.5
	917421101	7441108	BARANUKA SECONDARY	1	97	74	76.3	72	67	93.1	58	0	48	82.8
	926540010	7462101	BESSIE MAAKE HIGH	3	36	10	27.8	23	7	30.4	107	82	25	23.4

District Name	EMIS No	Centre No	Centre Name	Quintile	2013			2014			2015			
					Wrote	Achieved	% Achieved	Wrote	Achieved	% Achieved	Wrote	No Progressed	Achieved	% Achieved
MOPANI	995501503	7415901	BLUE MOUNTAIN COLLEGE	-	8	8	100.0	6	6	100.0	15	0	15	100.0
	918510026	7414101	BOKE SECONDARY	1	102	74	72.5	70	45	64.3	91	22	42	46.2
	926540027	7462112	BOKGAGA SECONDARY	3	118	58	49.2	36	29	80.6	72	0	46	63.9
	918510040	7412101	BOLOTSWI SECONDARY	1	64	38	59.4	28	20	71.4	54	4	43	79.6
	915541587	7462113	BURGHERSDORP JUNIOR SECONDARY	2							24	0	20	83.3
	926541984	7482101	CALAIS SECONDARY	3	23	12	52.2	14	7	50.0	40	7	26	65.0
	915530051	7451001	CATA SENIOR SECONDARY	2	29	26	89.7	17	17	100.0	20	2	14	70.0
	921410065	7422101	CHAMANDU HIGH	1	23	19	82.6	18	11	61.1	29	0	26	89.7
	916410072	7423101	CHAMETI HIGH	1	51	25	49.0	49	23	46.9	51	13	29	56.9
	915530068	7452002	CHARLES MATHONSI HIGH	3	41	31	75.6	51	35	68.6	48	0	45	93.8
	915530075	7452103	D Z J MTEBULE JUNIOR SECONDARY	3	143	131	91.6	162	136	84.0	182	10	166	91.2
	926540034	7481102	DIPONE SENIOR SECONDARY	1	47	22	46.8	57	8	14.0	67	24	17	25.4
	916410096	7422102	DUMAZI HIGH	1	89	67	75.3	67	46	68.7	64	16	53	82.8
	915540041	7462106	DUMELA HIGH	1	80	51	63.8	70	60	85.7	78	4	64	82.1
	912520030	7471101	DUVULA MAHUNTSI SECONDARY	2	115	53	46.1	34	25	73.5	61	0	36	59.0
	916410102	7424101	EDWARD HOMU SECONDARY	2	52	39	75.0	30	20	66.7	37	0	29	78.4
	916410119	7422148	FAMANDHA HIGH	1	75	46	61.3	50	47	94.0	58	1	54	93.1
	918510811	7414108	FOBENI SECONDARY SCHOOL	3	94	49	52.1	49	35	71.4	86	23	40	46.5
	916410133	7424115	GAWULA HIGH	1	24	22	91.7	26	25	96.2	29	0	25	86.2
	912521543	7431117	GIDELA SECONDARY	1	59	28	47.5	32	14	43.8	71	13	25	35.2
	916410140	7423102	GIJA NGOVE SENIOR SECONDARY	2	172	123	71.5	135	122	90.4	156	6	118	75.6
	914610157	7424103	GIVA-MAHLATHI SECONDARY	1	21	17	81.0	34	21	61.8	21	0	17	81.0
	916411433	7423116	GIYANI COLLEGE OF TECHNOLOGY	-	57	26	45.6	49	25	51.0	43	0	21	48.8
	916410164	7421101	GIYANI HIGH	3	247	219	88.7	212	185	87.3	167	0	163	97.6
	915530082	7455101	GWAMBENI HIGH	1	122	77	63.1	170	81	47.6	109	0	80	73.4
	916410188	7424104	HANYANI THOMO HIGH	3	178	148	83.1	159	135	84.9	173	0	171	98.8
	916411402	7424105	HASANI MNINGINISI SECONDARY	1	54	43	79.6	51	34	66.7	64	0	45	70.3
	916410218	7424116	HATLANI MUYEXE SECONDARY	1	64	40	62.5	48	32	66.7	42	0	41	97.6
	902971823	7421102	HAWUKA SENIOR SECONDARY	1	58	45	77.6	46	44	95.7	30	0	24	80.0
	995503402	7454901	HELMERG ACADEMY	-	45	29	64.4	27	27	100.0	29	0	26	89.7

District Name	EMIS No	Centre No	Centre Name	Quintile	2013			2014			2015			
					Wrote	Achieved	% Achieved	Wrote	Achieved	% Achieved	Wrote	No Progressed	Achieved	% Achieved
MOPANI	915530099	7453107	HETSEKA	3	3	3	100.0	33	11	33.3	37	0	10	27.0
	994401201	7421316	HIGH QUALITY SCIENCE	-	50	36	72.0	34	21	61.8	36	0	33	91.7
	917420970	7425102	HINKHESILE HIGH	1	15	10	66.7	15	7	46.7	10	0	7	70.0
	916411310	7421109	HIVUYERIWILE COMMERCIAL SECONDARY	3	78	71	91.0	59	56	94.9	75	0	69	92.0
	994401102	7424118	HLOMELA SECONDARY	1	17	16	94.1	21	13	61.9	36	0	23	63.9
	916410294	7424107	HLOVANI HIGH	2	29	10	34.5	24	14	58.3	13	0	11	84.6
	901530037	7454101	HOËRSKOOL BEN VORSTER	5	181	179	98.9	163	163	100.0	165	0	163	98.8
	903421096	7441101	HOËRSKOOL FRANS DU TOIT	5	149	141	94.6	187	180	96.3	162	1	153	94.4
	916410300	7421103	HOLA-PONDO SECONDARY	3	21	15	71.4	16	13	81.3	26	0	17	65.4
	916410317	7421113	HONOKA COMBINED SCHOOL	1	23	16	69.6	20	13	65.0	20	0	18	90.0
	915530105	7452003	HUDSON NTSANWISI SEN SECONDARY	3	163	111	68.1	186	133	71.5	127	0	116	91.3
	916410324	7422103	JIM RHANGANI SECONDARY	1	14	13	92.9	19	14	73.7	35	11	22	62.9
	918510095	7414110	KELEKESE SECONDARY	1	47	42	89.4	36	35	97.2	91	25	61	67.0
	918510101	7415101	KGAPANE HIGH	3	52	37	71.2	43	35	81.4	61	0	57	93.4
	901340449	7415107	KGOLAKALELEME HIGH	1	39	27	69.2	56	43	76.8	81	11	59	72.8
	926540058	7481103	KGWANA HIGH	1	63	38	60.3	67	39	58.2	116	12	57	49.1
	918510125	7414102	KGWEKGWE HIGH	2	106	36	34.0	73	45	61.6	107	43	46	43.0
	916412064	7422104	KHANYISA EDUCATION CENTRE	-	56	56	100.0	53	52	98.1	55	0	55	100.0
	926540065	7462107	KHATAZA HIGH	3	74	57	77.0	58	33	56.9	75	0	63	84.0
	918520085	7431118	KHATOLA HIGH	1	32	26	81.3	22	17	77.3	34	0	25	73.5
	918520092	7431119	KHEALE SECONDARY	1	59	45	76.3	47	40	85.1	60	8	42	70.0
	918520108	7431120	KHEODI HIGH	1	85	58	68.2	51	31	60.8	77	38	46	59.7
	918510156	7411101	KHESETHWANE SECONDARY	1	123	83	67.5	71	64	90.1	71	1	49	69.0
	916410379	7422105	KHETO NXUMAYO AGRICULTURAL HIGH	1	70	67	95.7	81	68	84.0	76	0	71	93.4
	916410393	7423103	KHOMANI MBHALATI SECONDARY	1	52	43	82.7	31	23	74.2	46	4	33	71.7
	918510170	7415115	KHUBUDI SECONDARY	1	22	14	63.6	21	16	76.2	34	2	22	64.7
	926540072	7482102	KHUDU SENIOR SECONDARY	3	33	19	57.6	38	22	57.9	39	11	25	64.1
	919341800	7471118	KHUDUGANE SECONDARY	2	89	49	55.1	84	48	57.1	42	0	42	100.0
919341039	7471119	KOLOBETONA SECONDARY	1	33	25	75.8	47	33	70.2	43	0	32	74.4	
913420192	7442101	LEBEKO HIGH	3	81	51	63.0	49	32	65.3	141	57	67	47.5	

District Name	EMIS No	Centre No	Centre Name	Quintile	2013			2014			2015			
					Wrote	Achieved	% Achieved	Wrote	Achieved	% Achieved	Wrote	No Progressed	Achieved	% Achieved
MOPANI	915540089	7462103	LEBITSO HIGH	3	57	40	70.2	38	26	68.4	58	13	34	58.6
	915530129	7451006	LEFARA SECONDARY	2	48	29	60.4	25	20	80.0	42	14	30	71.4
	926540096	7481104	LEOMA SENIOR SECONDARY	2	32	24	75.0	21	17	81.0	51	6	25	49.0
	913420208	7442108	LEPATO M HIGH	3	61	52	85.2	48	37	77.1	62	3	37	59.7
	919340364	7471104	LEPHAI SECONDARY	1	82	49	59.8	41	35	85.4	70	26	58	82.9
	926540102	7482103	LEPONO SEN SECONDARY	1	50	37	74.0	70	42	60.0	111	23	48	43.2
	915530136	7453106	LWANDLAMUNI SECONDARY SCHOOL	3	77	62	80.5	70	35	50.0	72	15	36	50.0
	926540119	7481105	MAAHLEMELE HIGH	2	55	28	50.9	45	30	66.7	116	15	38	32.8
	926540126	7482104	MAALOBANE HIGH	3	28	18	64.3	43	32	74.4	86	28	49	57.0
	926540133	7461109	MABUSHE HIGH	2	80	53	66.3	78	46	59.0	64	2	49	76.6
	916410478	7421104	MACEMA SECONDARY	1	78	65	83.3	76	65	85.5	92	0	82	89.1
	919341145	7471120	MACHEPELELE SECONDARY	1	63	43	68.3	35	29	82.9	51	0	36	70.6
	926540140	7481106	MADIE SECONDARY	1	52	19	36.5	28	18	64.3	43	14	18	41.9
	916411341	7424011	MAFUMANI SECONDARY	3	54	51	94.4	118	94	79.7	144	0	124	86.1
	926540157	7461106	MAFUTSANE SECONDARY	2	90	70	77.8	79	54	68.4	102	4	78	76.5
	918510279	7415102	MAGOLETSA SENIOR SECONDARY	3	21	19	90.5	19	19	100.0	39	0	37	94.9
	915530143	7452007	MAGOZA SECONDARY	3	123	91	74.0	86	66	76.7	145	1	115	79.3
	916420260	7425104	MAGULASAVI HIGH	1	94	60	63.8	82	49	59.8	90	0	73	81.1
	926540171	7463102	MAHLANE SECONDARY	2	50	40	80.0	39	30	76.9	71	14	60	84.5
	919341046	7471121	MAHUDU SECONDARY	1	111	58	52.3	56	45	80.4	51	6	46	90.2
	916410515	7423104	MAHUMANI HIGH	2	48	36	75.0	45	37	82.2	70	0	62	88.6
	915530150	7453101	MAHWAHWA HIGH	3	104	66	63.5	57	39	68.4	78	7	47	60.3
	917420963	7441103	MAJEJE HIGH	3	106	79	74.5	118	94	79.7	146	57	91	62.3
	919341619	7471107	MAKALA SECONDARY SCHOOL	1	50	45	90.0	72	61	84.7	72	0	61	84.7
	918521309	7413102	MAKGOPELE HIGH	1	52	47	90.4	45	37	82.2	81	0	53	65.4
	926540188	7482105	MAKGWAHLENG SECONDARY	3	139	117	84.2	125	100	80.0	178	18	121	68.0
	918521385	7431121	MAKHAKA SECONDARY	1	39	29	74.4	23	21	91.3	45	0	39	86.7
	916412031	7425112	MAKHETO SECONDARY	1	18	16	88.9	37	27	73.0	33	0	24	72.7
	994402101	7425101	MAKHWIVIRINI SECONDARY	1	18	14	77.8	16	15	93.8	41	0	34	82.9
	913420291	7441113	MAKIKELE SECONDARY	3	83	52	62.7	31	25	80.6	44	0	30	68.2
	918510323	7411109	MAKOBO SECONDARY	1	36	15	41.7	40	18	45.0	61	39	22	36.1
	918510330	7413101	MAKOMBA SENIOR SECONDARY	1	19	13	68.4	13	10	76.9	42	6	22	52.4
916410539	7424108	MAKOVONGO HIGH	3	48	39	81.3	25	20	80.0	33	8	29	87.9	
916410546	7421110	MALENGA HIGH	2	103	68	66.0	83	56	67.5	118	17	97	82.2	

District Name	EMIS No	Centre No	Centre Name	Quintile	2013			2014			2015			
					Wrote	Achieved	% Achieved	Wrote	Achieved	% Achieved	Wrote	No Progressed	Achieved	% Achieved
MOPANI	918510378	7414109	MALOTI SECONDARY	1	50	28	56.0	28	16	57.1	33	7	19	57.6
	901341176	7415108	MAMERIRI SECONDARY	1	109	61	56.0	51	44	86.3	60	0	46	76.7
	918512213	7411110	MAMODING SECONDARY SCHOOL	1	101	42	41.6	57	32	56.1	135	0	32	23.7
	901540195	7462110	MAMOSALA SENIOR SECONDARY	3	37	13	35.1	42	27	64.3	40	13	14	35.0
	918521347	7413103	MAMPEULE SECONDARY	1	41	26	63.4	53	31	58.5	54	5	24	44.4
	995501501	7415113	MANDELA BARLOWORLD AGRICULTURAL HIGH	4	119	113	95.0	108	99	91.7	92	0	83	90.2
	916410553	7423106	MANGHEZI SECONDARY	1	22	17	77.3	10	6	60.0	18	7	12	66.7
	919341053	7471122	MANGOAKO SECONDARY	2	67	42	62.7	33	30	90.9	64	0	54	84.4
	918510408	7415103	MANOKWE SECONDARY	1	15	10	66.7	21	12	57.1	17	0	16	94.1
	918510415	7431122	MANONYANENG SECONDARY	1	53	43	81.1	44	37	84.1	72	0	63	87.5
	926540201	7482106	MANTSOBELE SECONDARY	3	62	21	33.9	38	17	44.7	90	46	25	27.8
	918512145	7413109	MANWAGAE	1	36	25	69.4	18	12	66.7	44	5	21	47.7
	918510422	7415104	MAOLWE SENIOR SECONDARY	1	70	48	68.6	98	58	59.2	84	15	68	81.0
	915530181	7455106	MAPHETO SECONDARY SCHOOL	1							40	0	20	50.0
	913420307	7442102	MAPHOKWANE SECONDARY	3	116	92	79.3	74	66	89.2	151	62	119	78.8
	916410560	7423107	MAPHUSHA HIGH	1	70	57	81.4	63	47	74.6	115	35	64	55.7
	915530242	7453104	MARK SHOPE SECONDARY	3	79	36	45.6	46	29	63.0	81	5	43	53.1
	919341060	7471123	MARUATONA SECONDARY	2	35	20	57.1	25	15	60.0	39	4	28	71.8
	918510477	7412102	MASALANABO HIGH	1	72	53	73.6	53	43	81.1	83	7	64	77.1
	917420321	7441111	MASASWIVONA SECONDARY	3	64	25	39.1	50	15	30.0	45	0	24	53.3
	918510507	7411102	MASELEKWANE HIGH	1	35	13	37.1	24	16	66.7	34	12	16	47.1
	918510521	7412104	MASHAO SECONDARY	1	75	32	42.7	40	35	87.5	68	13	49	72.1
	918510538	7411103	MASHOORO SECONDARY	1	167	68	40.7	163	62	38.0	201	25	53	26.4
	916412042	7425113	MASIZA SECONDARY	1	131	88	67.2	58	51	87.9	94	0	72	76.6
	918510545	7412103	MASOPHA SENIOR SECONDARY	2	84	52	61.9	52	41	78.8	96	15	74	77.1
	918512138	7413104	MATARAPANE SECONDARY	1	42	7	16.7	15	3	20.0	26	2	13	50.0
	919341077	7471110	MATHIBADIFATE JUNIOR SECONDARY	1	68	37	54.4	35	26	74.3	44	0	38	86.4
	915540218	7463104	MATIMU HIGH	2	107	81	75.7	91	73	80.2	130	32	72	55.4
	915540225	7463105	MATLHARI HIGH	2	102	74	72.5	106	87	82.1	193	74	116	60.1

District Name	EMIS No	Centre No	Centre Name	Quintile	2013			2014			2015			
					Wrote	Achieved	% Achieved	Wrote	Achieved	% Achieved	Wrote	No Progressed	Achieved	% Achieved
MOPANI	918510576	7414107	MATOKANE HIGH SCHOOL	1	49	24	49.0	50	18	36.0	67	21	27	40.3
	915510583	7415112	MATOME MODIKA SECONDARY	3	61	24	39.3	37	23	62.2	68	9	42	61.8
	913420352	7442103	MATOME-MALATJI HIGH	3	51	25	49.0	36	26	72.2	79	37	36	45.6
	911410591	7422106	MATSAMBU HIGH	1	38	31	81.6	33	29	87.9	36	0	28	77.8
	918510590	7414113	MATSEKE SECONDARY	1	23	17	73.9	17	14	82.4	29	13	18	62.1
	995504601	7461107	MATSEUTSEU PRIMARY	-	37	27	73.0	37	27	73.0	46	0	27	58.7
	916410607	7422107	MAVALANI HIGH	1	149	88	59.1	63	56	88.9	80	0	60	75.0
	916410614	7422108	MBHANGAZEKI HIGH	2	90	59	65.6	39	27	69.2	95	0	78	82.1
	915530198	7453102	MBHEKWANA HIGH	1	245	121	49.4	132	90	68.2	209	30	129	61.7
	918530204	7455103	MDINGAZI SECONDARY SCHOOL	1							17	0	6	35.3
	901530211	7454102	MERENSKY HIGH	5	200	199	99.5	169	169	100.0	162	2	160	98.8
	903421145	7441105	MERIDIAN COLLEGE PHALABORWA	-	52	47	90.4	40	37	92.5	48	0	42	87.5
	915531368	7452005	MERIDIAN COMBINED	-	59	57	96.6	71	71	100.0	67	0	67	100.0
	918521408	7431101	MMABA SECONDARY	1	25	25	100.0	32	27	84.4	48	8	36	75.0
	926540232	7481107	MMALESIBA SECONDARY	1	64	35	54.7	50	41	82.0	55	11	42	76.4
	901510620	7415111	MODIKA SECONDARY	1	17	13	76.5	25	15	60.0	29	0	16	55.2
	918510637	7414104	MODIPE HIGH	1	115	72	62.6	50	35	70.0	90	9	50	55.6
	918521378	7431123	MODISHA SECONDARY	1	52	42	80.8	52	30	57.7	135	58	43	31.9
	918510651	7415105	MODUBATSE SECONDARY	3	419	345	82.3	237	219	92.4	339	2	320	94.4
	918510668	7412112	MODUMAANE SECONDARY	1	37	27	73.0	34	29	85.3	19	2	17	89.5
	918510682	7414105	MOHLATLEGO MACHABA SECONDARY	3	189	118	62.4	102	85	83.3	140	20	117	83.6
	901340401	7415109	MOHUMI SECONDARY	1	126	74	58.7	91	54	59.3	74	3	65	87.8
	926540249	7463103	MOKHAPA SECONDARY	2	75	52	69.3	76	48	63.2	92	10	56	60.9
	918510699	7412105	MOKOPE SENIOR SECONDARY	1	99	79	79.8	109	90	82.6	236	40	140	59.3
	918510705	7413105	MOKOTO HIGH	1	86	51	59.3	28	23	82.1	70	0	33	47.1
	918521361	7431103	MOKUTU SECONDARY	1	59	46	78.0	75	48	64.0	108	10	71	65.7
	926540256	7462105	MOKWANE SECONDARY	1	56	24	42.9	36	12	33.3	103	57	37	35.9
	915530174	7451005	MOLABOSANE HIGH	2	111	70	63.1	71	60	84.5	154	22	104	67.5
	918510712	7412109	MOLAI JUBILEE SENIOR SECONDARY	1	33	24	72.7	40	36	90.0	41	4	39	95.1
	918521354	7431124	MOLATE SECONDARY	1	49	40	81.6	39	24	61.5	46	4	42	91.3
	912531587	7481108	MOLOMAHLAPI SECONDARY	1	39	26	66.7	50	40	80.0	122	43	54	44.3
	918512220	7411108	MOOKGO SECONDARY	1	70	12	17.1	20	8	40.0	45	12	14	31.1
918510743	7414111	MOPYE SECONDARY	1	30	26	86.7	29	29	100.0	48	11	32	66.7	

District Name	EMIS No	Centre No	Centre Name	Quintile	2013			2014			2015			
					Wrote	Achieved	% Achieved	Wrote	Achieved	% Achieved	Wrote	No Progressed	Achieved	% Achieved
MOPANI	918510750	7412106	MORWATSHEHLA SECONDARY	1	69	48	69.6	47	37	78.7	82	14	51	62.2
	926540263	7482107	MOSIBUDI HIGH	3	31	21	67.7	27	15	55.6	58	21	23	39.7
	901340425	7415110	MOTSHEUDI SECONDARY	1	124	101	81.5	96	69	71.9	123	6	94	76.4
	918510767	7412110	MOTSIPA SECONDARY	1	46	44	95.7	31	30	96.8	44	5	43	97.7
	918512623	7411104	MPAPATLA SECONDARY	1	45	28	62.2	30	19	63.3	46	5	33	71.7
	918510781	7413111	MPHIRI-O-TEE SECONDARY SCHOOL	1	48	40	83.3	43	38	88.4	46	7	37	80.4
	919341084	7471124	MPHUMA SECONDARY	1	106	79	74.5	45	36	80.0	100	0	79	79.0
	915540270	7463106	MPUMULANA SECONDARY	2	54	22	40.7	51	29	56.9	39	3	32	82.1
	915530235	7453105	MUGWAZENI SECONDARY SCHOOL	3	32	20	62.5	33	27	81.8	54	3	35	64.8
	916410669	7424112	MUHAWU SECONDARY	1	25	13	52.0	11	9	81.8	23	5	11	47.8
	916410676	7423115	MUKULA SECONDARY	2	60	54	90.0	54	46	85.2	85	1	83	97.6
	919341091	7471112	NAHAKWE SECONDARY	1	44	38	86.4	43	36	83.7	37	0	33	89.2
	926540294	7481109	NAPSADI SENIOR SECONDARY	1	43	23	53.5	37	17	45.9	53	8	30	56.6
	926541985	7461108	NAPSCOM SECONDARY	2	166	107	64.5	83	56	67.5	164	6	90	54.9
	926540300	7482108	NARENG SECONDARY	3	47	39	83.0	50	30	60.0	134	31	51	38.1
	916410737	7421105	NDENGEZA HIGH	1	94	65	69.1	48	42	87.5	83	0	63	75.9
	916420451	7425107	NDHAMBHI HIGH	1	53	50	94.3	84	79	94.0	100	0	82	82.0
	916410744	7424109	NDINDANI-HLOMELA SECONDARY	1	25	18	72.0	19	13	68.4	39	0	29	74.4
	926541648	7461101	NELSON RAMODIKE SECONDARY	2	58	54	93.1	60	38	63.3	165	73	65	39.4
	916420475	7425105	NGHONYAMA SECONDARY	1	151	114	75.5	122	88	72.1	164	0	131	79.9
	926540331	7482109	NGWANAMAKHUTSWE SECONDARY	3	42	31	73.8	24	15	62.5	26	1	19	73.1
	916410805	7421111	NHLUVUKO HIGH	2	38	29	76.3	44	38	86.4	63	0	50	79.4
	916410812	7422109	NKAMI SECONDARY	1	81	29	35.8	22	13	59.1	25	0	21	84.0
	917420956	7441104	NKATEKO HIGH	3	65	58	89.2	56	48	85.7	96	0	88	91.7
	994401202	7421911	NKWANGULATILO EDUCATION CENTRE	-	128	105	82.0	121	96	79.3	138	0	123	89.1
	912521521	7431115	NOBLEHOEK SECONDARY	1	55	42	76.4	28	22	78.6	45	0	41	91.1
	918521293	7431107	NTLAGENE SECONDARY	1	41	28	68.3	54	28	51.9	49	0	22	44.9
	917420482	7441106	NTSHUXEKO HIGH	3	76	52	68.4	56	47	83.9	56	0	48	85.7
	916411466	7423109	NWAKHADA SECONDARY	1	42	13	31.0	36	13	36.1	55	11	20	36.4
	912520252	7431114	NWAMAVIMBI SECONDARY	1	115	83	72.2	57	42	73.7	107	6	71	66.4
916410881	7421112	NYANISI SECONDARY	1	50	34	68.0	45	23	51.1	48	0	37	77.1	
916420529	7425106	NYUMBANI HIGH	2	93	42	45.2	75	59	78.7	66	0	53	80.3	

District Name	EMIS No	Centre No	Centre Name	Quintile	2013			2014			2015			
					Wrote	Achieved	% Achieved	Wrote	Achieved	% Achieved	Wrote	No Progressed	Achieved	% Achieved
MOPANI	919341107	7471125	PELO YA KGOMO SECONDARY	1	24	8	33.3	22	13	59.1	29	0	25	86.2
	915530259	7452102	PETANENGE JUNIOR SECONDARY	3	27	22	81.5	25	16	64.0	17	0	16	94.1
	915530266	7451002	PHANGASASA SENIOR SECONDARY	2	56	45	80.4	38	33	86.8	90	31	57	63.3
	916410911	7423111	PHAYIZANI SENIOR SECONDARY	1	41	33	80.5	41	37	90.2	43	0	40	93.0
	916410935	7423113	PHENI SECONDARY	1	11	4	36.4	10	5	50.0	18	0	9	50.0
	915540348	7462109	PHEREHLA-MAAKE SECONDARY	3	123	99	80.5	99	88	88.9	86	0	79	91.9
	926540355	7461105	PHUSELA HIGH	3	169	117	69.2	103	87	84.5	160	24	96	60.0
	917420598	7425114	PRIESKA COMBINED	3	15	11	73.3	14	6	42.9	15	0	10	66.7
	915530273	7451003	PROFESSOR MUHLAVA SHILUVANA HIGH	2	34	24	70.6	57	43	75.4	81	28	56	69.1
	915530280	7452008	PROGRESS	3	54	26	48.1	29	20	69.0	77	1	43	55.8
	918510842	7415106	R S B MOTSONONI SECONDARY	1	49	13	26.5	30	20	66.7	27	14	17	63.0
	926541973	7463901	RAINBOW COMBINED SCHOOL	-	25	21	84.0	20	16	80.0	31	3	27	87.1
	926540379	7481110	RAKGOLOKWANA SECONDARY	1	96	73	76.0	57	48	84.2	110	19	77	70.0
	918510866	7413106	RAMA SECONDARY SCHOOL	1	54	46	85.2	41	35	85.4	76	0	45	59.2
	918510873	7412111	RAMABOLELA SECONDARY	1	48	35	72.9	44	22	50.0	53	2	31	58.5
	918510880	7412107	RAMAOLWANE SECONDARY	2	35	27	77.1	21	15	71.4	33	3	33	100.0
	926540386	7482110	RAMATAU SECONDARY	3	115	97	84.3	114	92	80.7	143	24	107	74.8
	918521316	7431102	RAMMILA SECONDARY SCHOOL	1	23	13	56.5	17	15	88.2	27	5	10	37.0
	926540393	7461102	RAMOBA HIGH	2	74	47	63.5	68	37	54.4	95	29	58	61.1
	918510903	7411105	RAMOTSHINYADI SECONDARY	1	38	29	76.3	26	18	69.2	62	62	34	54.8
	918521323	7431125	REALEDISHA SECONDARY	1	76	65	85.5	64	48	75.0	82	0	61	74.4
	913420611	7442104	RELEBOGILE HIGH	3	124	78	62.9	89	70	78.7	144	23	91	63.2
	918510927	7413107	RETHUSHEGILE SECONDARY SCHOOL	1	27	12	44.4	11	7	63.6	14	0	13	92.9
	916410973	7421106	RISINGA HIGH	3	159	146	91.8	114	114	100.0	168	0	164	97.6
	942100202	7421202	RISINGA REPEAT PART-TIME	-	17	12	70.6	22	14	63.6	42	0	38	90.5
	916410980	7421107	RITHLAVILE SECONDARY	3	59	44	74.6	20	18	90.0	35	0	31	88.6
994401203	7421912	RIVONINGO EDUCATIONAL CENTRE	-	42	30	71.4	61	29	47.5	44	0	30	68.2	

District Name	EMIS No	Centre No	Centre Name	Quintile	2013			2014			2015			
					Wrote	Achieved	% Achieved	Wrote	Achieved	% Achieved	Wrote	No Progressed	Achieved	% Achieved
MOPANI	912520710	7471114	ROTTERDAM SECONDARY	2	81	61	75.3	45	39	86.7	73	0	65	89.0
	916420659	7425108	SASEKANI HIGH	1	30	25	83.3	48	39	81.3	63	0	57	90.5
	915530297	7451103	SCOTCH MABOKO SECONDARY SCHOOL	2	29	20	69.0	42	31	73.8	45	14	25	55.6
	926540409	7482111	SEAGOTLE SECONDARY	3	111	84	75.7	124	95	76.6	173	20	115	66.5
	913420673	7442105	SEBALAMAKGOLO HIGH	3	152	93	61.2	94	62	66.0	150	3	82	54.7
	926540416	7461103	SEBOYE SECONDARY	3	67	39	58.2	31	20	64.5	86	18	49	57.0
	915530303	7451102	SEDAN SECONDARY SCHOL	2	39	36	92.3	32	24	75.0	56	7	37	66.1
	926540423	7461104	SEKABA SECONDARY	2	68	24	35.3	24	14	58.3	86	39	29	33.7
	926540530	7482112	SEK GALABJANA SECONDARY	3	71	49	69.0	75	43	57.3	121	33	71	58.7
	993303201	7471116	SEKGOSESE SECONDARY	2	120	99	82.5	115	107	93.0	126	0	113	89.7
	918510934	7412108	SEKGWARE SECONDARY	1	58	48	82.8	60	45	75.0	104	0	64	61.5
	918510941	7415114	SEKHUKHUMELE SECONDARY SCHOOL	3	56	40	71.4	54	30	55.6	89	13	48	53.9
	919341864	7471115	SELAMOLA	2	48	29	60.4	42	24	57.1	37	10	28	75.7
	918510958	7414106	SEMARELA SECONDARY	1	47	27	57.4	56	32	57.1	91	13	48	52.7
	916411013	7423112	SEMENDHE SECONDARY	1	46	33	71.7	60	44	73.3	63	0	48	76.2
	918510965	7411107	SENWABAKGOLOLO SECONDARY	1	24	24	100.0	33	21	63.6	32	0	31	96.9
	926540447	7463101	SERURUBELE SECONDARY	2	39	33	84.6	31	28	90.3	48	3	27	56.3
	915530310	7455105	SEVENGWANA SECONDARY SCHOOL	1	152	120	78.9	217	166	76.5	183	0	141	77.0
	916420697	7425109	SHIHLOMULE HIGH	1	34	23	67.6	33	18	54.5	50	0	30	60.0
	915530327	7451004	SHIPUNGU HIGH	2	56	8	14.3	28	20	71.4	27	9	13	48.1
	916411037	7423114	SIKHUNYANI SECONDARY	2	56	24	42.9	27	14	51.9	33	7	20	60.6
	995503201	7452006	ST GEORGE COLLEGE	-	60	60	100.0	74	74	100.0	68	0	68	100.0
	918510859	7414112	STANELY MOPAI SECONDARY	3	55	21	38.2	55	33	60.0	125	34	36	28.8
	915530334	7455107	TIKENI SECONDARY SCHOOL	1	13	10	76.9	20	13	65.0	23	0	18	78.3
	916411112	7424111	TLAKULANI SECONDARY	1	65	43	66.2	65	50	76.9	89	11	55	61.8
	901531177	7454103	TSANENG COMBINE JUNIOR SECONDARY	1	19	9	47.4	33	23	69.7	27	0	15	55.6
	918521330	7431109	TSEANA SECONDARY	1	75	58	77.3	56	39	69.6	110	0	73	66.4
	918510989	7415006	TSHWENI SECONDARY	3	58	34	58.6	73	41	56.2	138	19	82	59.4
	916411198	7421108	VUTLHARI HIGH	1	40	26	65.0	41	24	58.5	50	0	38	76.0
	913420741	7442106	VUXENI SENIOR SECONDARY	3	32	21	65.6	54	40	74.1	101	5	75	74.3

District Name	EMIS No	Centre No	Centre Name	Quintile	2013			2014			2015			
					Wrote	Achieved	% Achieved	Wrote	Achieved	% Achieved	Wrote	No Progressed	Achieved	% Achieved
MOPANI	915530358	7455104	XIBUKULANA SECONDARY SCHOOL	1	81	35	43.2	35	32	91.4	51	0	22	43.1
	917420789	7425110	ZAVA HIGH	1	44	26	59.1	35	21	60.0	28	0	23	82.1
	915530372	7452004	ZIVUKO SENIOR SECONDARY	3	83	70	84.3	118	93	78.8	108	0	90	83.3
VHEMBE	911360948	7313101	ADOLF MHINGA HIGH	1	56	41	73.2	33	30	90.9	45	2	34	75.6
	912520016	7373101	AKANI HIGH	3	50	34	68.0	55	32	58.2	72	24	42	58.3
	993304101	7341901	AMARIA COMBINED SCHOOL	-	35	33	94.3	26	26	100.0	31	0	29	93.5
	930320742	7362180	ANDRIES MUGAGULI SECONDARY	1	26	23	88.5	37	30	81.1	40	4	35	87.5
	930351203	7351101	AZWIFARWI SECONDARY	2	180	112	62.2	165	133	80.6	226	0	176	77.9
	930351289	7352156	BABABA SECONDARY	3	32	29	90.6	50	43	86.0	59	4	50	84.7
	911360887	7313127	BASOPA HIGH	1	74	61	82.4	90	80	88.9	115	0	109	94.8
	993304506	7343197	BENNY'S SPORTS DEV & ACADEMY COMBINED	-	17	13	76.5	12	9	75.0	20	4	18	90.0
	993304103	7342905	COMPREHENSIVE TRINITY ACADEMY	-	20	19	95.0	34	32	94.1	27	0	26	96.3
	930321202	7363141	DAVHANA SECONDARY	2	48	36	75.0	54	42	77.8	106	20	69	65.1
	931340982	7331126	DAVID LUVHIMBA SECONDARY	2	78	62	79.5	46	36	78.3	90	11	56	62.2
	929311564	7321137	DAVID MUTSHINYALO SECONDARY	1	38	34	89.5	56	45	80.4	75	6	69	92.0
	931340999	7331127	DENGA SECONDARY	3	22	17	77.3	23	18	78.3	17	0	9	52.9
	930351364	7354106	DENGA TSHIVHASE SECONDARY	3	41	32	78.0	48	34	70.8	109	59	64	58.7
	930351357	7354102	DENGENYA SECONDARY	3	54	51	94.4	67	60	89.6	104	18	92	88.5
	930320247	7361132	DIMANI AGRICULTURAL HIGH	3	69	61	88.4	86	86	100.0	202	50	177	87.6
	928330893	7342101	DIMBANYIKA SECONDARY	3	57	46	80.7	59	49	83.1	55	4	43	78.2
	911361385	7312102	DLAMANI HIGH	2	85	75	88.2	82	74	90.2	122	38	100	82.0
	929310417	7322128	DYELAMANAVHA SECONDARY	1	16	16	100.0	22	19	86.4	35	5	26	74.3
	928330466	7341102	DZATA SECONDARY	3	123	113	91.9	118	116	98.3	150	0	131	87.3
	929311458	7322101	DZIMAU LI SECONDARY	2	38	34	89.5	28	21	75.0	41	11	26	63.4
	930351371	7354104	DZWABONI SECONDARY	3	44	41	93.2	35	25	71.4	96	14	60	62.5
	911360832	7311103	E P P MHINGA SECONDARY	3	266	251	94.4	207	202	97.6	318	5	300	94.3
	930321219	7363142	EDISON NESENGANI SECONDARY	2	122	115	94.3	102	93	91.2	147	28	120	81.6
	912331377	7343158	ELIM HIGH	3	74	68	91.9	86	77	89.5	78	0	63	80.8
	905332486	7343137	EMMANUEL CHRISTIAN	-	41	41	100.0	35	35	100.0	31	1	31	100.0
905350095	7353105	FHATUWANI SECONDARY	1	29	25	86.2	50	40	80.0	81	19	66	81.5	

District Name	EMIS No	Centre No	Centre Name	Quintile	2013			2014			2015			
					Wrote	Achieved	% Achieved	Wrote	Achieved	% Achieved	Wrote	No Progressed	Achieved	% Achieved
VHEMBE	929310400	7322102	FHETANI SECONDARY	1	33	31	93.9	39	38	97.4	47	12	40	85.1
	911361484	7314153	FRANCE SOMBHANI SECONDARY	2	43	27	62.8	34	29	85.3	53	8	21	39.6
	912520153	7371110	FRANK MAHATLANI SECONDARY	2	33	22	66.7	43	31	72.1	39	0	23	59.0
	928330985	7342103	FRANK RAVELE SECONDARY	3	16	13	81.3	22	19	86.4	28	5	20	71.4
	930351463	7355147	FRANS RASIMPHI SECONDARY	3	76	68	89.5	77	74	96.1	122	18	102	83.6
	930360535	7315130	FUNZWANI SECONDARY	3	46	41	89.1	55	44	80.0	84	13	42	50.0
	928330879	7342104	GEORGE MBULAHENI SECONDARY	3	98	92	93.9	93	87	93.5	111	0	100	90.1
	918521095	7371134	GEORGE MSWAZI HIGH	3	29	23	79.3	14	12	85.7	20	7	19	95.0
	911360870	7311128	GEORGE SONTU HIGH	2	63	48	76.2	50	41	82.0	110	39	70	63.6
	911361262	7312104	GIDJANA SECONDARY	2	100	87	87.0	89	83	93.3	141	3	116	82.3
	930351210	7351137	GOLE SECONDARY	1	46	45	97.8	55	46	83.6	101	23	79	78.2
	928332431	7342903	GONDOLIKHETHWA PRIMARY	-	54	53	98.1	52	47	90.4	62	1	53	85.5
	911361392	7312146	GOVHU JUNIOR SECONDARY	2	43	38	88.4	34	26	76.5	49	2	36	73.5
	930351555	7352158	GUMANI TECHNICAL HIGH	3	35	23	65.7	45	41	91.1	54	5	45	83.3
	930351388	7354107	GUVHUKUVHU SECONDARY	3	46	29	63.0	40	20	50.0	59	10	41	69.5
	930320728	7362143	GWAMASENGA SECONDARY	3	63	53	84.1	60	46	76.7	98	45	74	75.5
	912332530	7343155	H S PHILLIPS SECONDARY	3	15	15	100.0	21	17	81.0	35	4	25	71.4
	930351704	7351903	HAGGAI PRIVATE COMBINED	-	15	2	13.3	60	16	26.7	66	12	21	31.8
	912510061	7371104	HANYANI NKUZANA HIGH	3	109	68	62.4	80	49	61.3	108	8	79	73.1
	929310370	7322103	HANYANI SECONDARY	2	46	43	93.5	37	30	81.1	69	9	57	82.6
	993305303	7353141	HARMAIN TECHNICAL HIGH	-	138	57	41.3	72	22	30.6	40	1	19	47.5
	928330916	7342105	HENDRIC NTHAMBELENI SECONDARY	2	12	9	75.0	11	10	90.9	14	1	11	78.6
	911361644	7311140	HLALUKO SECONDARY	2	66	52	78.8	45	39	86.7	83	0	67	80.7
	911361781	7314105	HLALUKWENI HIGH	2	108	71	65.7	85	59	69.4	151	5	98	64.9
	912520078	7371105	HLUVUKA HIGH	3	288	237	82.3	184	161	87.5	257	11	202	78.6
	902331735	7344138	HOËRSKOOL ERIC LOUW HIGH SCHOOL	5	60	60	100.0	55	55	100.0	72	0	72	100.0
	928330954	7342106	HUMBELANI SECONDARY	3	70	52	74.3	54	37	68.5	62	8	40	64.5
	911361774	7314106	HUMULA SECONDARY	1	72	34	47.2	52	33	63.5	52	6	34	65.4
	930330398	7341107	JACK LAVHENGWA SECONDARY	3	46	29	63.0	44	34	77.3	59	12	41	69.5

District Name	EMIS No	Centre No	Centre Name	Quintile	2013			2014			2015			
					Wrote	Achieved	% Achieved	Wrote	Achieved	% Achieved	Wrote	No Progressed	Achieved	% Achieved
VHEMBE	912521532	7371135	JAJI SECONDARY	2	19	11	57.9	24	11	45.8	54	9	23	42.6
	993301204	7312154	JILONGO HIGH SCHOOL	1	87	79	90.8	87	74	85.1	80	20	71	88.8
	911360894	7313107	JIM CHAVANI HIGH	2	154	138	89.6	149	148	99.3	244	0	234	95.9
	911361231	7314108	JIM YINGWANI HIGH	2	53	28	52.8	29	24	82.8	93	16	35	37.6
	928331438	7343108	JOHANNES MULAMBILU SECONDARY	3	53	34	64.2	89	34	38.2	108	5	41	38.0
	911361895	7314143	JOHANNES RAMAVHOYA SECONDARY	2	22	15	68.2	28	23	82.1	26	1	22	84.6
	911361798	7314112	JOHN MBHEDLHE SECONDARY	2	65	49	75.4	71	44	62.0	143	24	81	56.6
	930321226	7363172	JOHN MUTHEIWANA SECONDARY SCHOOL	2	58	55	94.8	57	56	98.2	70	6	70	100.0
	928330909	7342109	JONATHAN MUSHAATHAMA SECONDARY	3	71	59	83.1	117	83	70.9	210	88	104	49.5
	928331407	7343148	JONATHAN THIFULUFHELWI SECONDARY	3	90	72	80.0	90	64	71.1	178	18	133	74.7
	911321660	7363175	JULIUS SECONDARY SCHOOL	1	38	30	78.9	28	27	96.4	43	13	28	65.1
	930351470	7355138	KHADZINGE SECONDARY	3	38	26	68.4	52	26	50.0	81	38	15	18.5
	929330435	7341110	KHAKHU SECONDARY	3	36	20	55.6	32	21	65.6	27	0	24	88.9
	929310738	7323104	KHANGALE SECONDARY	2	17	15	88.2	35	32	91.4	40	1	36	90.0
	911361224	7314109	KHATISA SECONDARY	1	109	81	74.3	105	72	68.6	116	0	79	68.1
	912520115	7371107	KHOMANANI HIGH	2	88	73	83.0	65	52	80.0	124	16	107	86.3
	930321608	7364144	KHWARA SECONDARY	1	48	41	85.4	48	46	95.8	52	0	49	94.2
	930320339	7361133	KHWEVHA COMMERCIAL	3	180	149	82.8	95	88	92.6	198	52	140	70.7
	930321141	7363145	KOLOKOSHANI COMBINED	2	117	113	96.6	83	79	95.2	106	9	101	95.3
	993304201	7342901	KONANI PFUNZO	-	70	58	82.9	51	39	76.5	79	0	59	74.7
	928332301	7345146	KUTAMA SECONDARY	3	98	87	88.8	50	48	96.0	82	8	62	75.6
	912111542	7343157	LEMANA HIGH	3	166	142	85.5	106	81	76.4	134	3	110	82.1
	930320292	7361136	LIGEGE SECONDARY	3	60	58	96.7	87	82	94.3	102	9	85	83.3
	930350088	7353110	LIIVHA COMBINED	3	103	99	96.1	84	75	89.3	99	17	87	87.9
	930360979	7315133	LIMBEDZI SECONDARY	1	18	17	94.4	22	9	40.9	48	6	17	35.4
	931521392	7372127	LISHAVHANA SECONDARY	2	77	49	63.6	46	32	69.6	90	5	52	57.8
	928332509	7343151	LITSHOVHU SECONDARY	3	139	128	92.1	98	92	93.9	165	2	157	95.2
	905331483	7343136	LOUIS TRICHARDT SECONDARY	5	164	146	89.0	173	168	97.1	165	2	160	97.0
905332864	7343901	LTT MURUNWA PRIVATE SCHOOL	-	74	57	77.0	85	71	83.5	130	0	105	80.8	
928330961	7342111	LUATAME SECONDARY	2	47	36	76.6	55	46	83.6	66	9	38	57.6	

District Name	EMIS No	Centre No	Centre Name	Quintile	2013			2014			2015			
					Wrote	Achieved	% Achieved	Wrote	Achieved	% Achieved	Wrote	No Progressed	Achieved	% Achieved
VHEMBE	930310967	7321131	LUCAS RATSHALINGWA SECONDARY	3	30	28	93.3	45	40	88.9	70	8	61	87.1
	931521046	7372109	LUMUKA SECONDARY	1	29	24	82.8	17	16	94.1	18	6	13	72.2
	929311021	7321132	LUNWANNNGWE SECONDARY	2	50	29	58.0	45	33	73.3	42	5	24	57.1
	902351487	7355149	LUPHAI SECONDARY	2	65	59	90.8	37	34	91.9	80	20	63	78.8
	930320704	7362169	LUVHAIVHAI SECONDARY	3	11	8	72.7	17	9	52.9	36	1	33	91.7
	929311014	7321125	LUVHENGU SECONDARY	1	22	18	81.8	30	18	60.0	46	4	32	69.6
	928332318	7345149	LUVHIVHINI SECONDARY	2	62	50	80.6	66	53	80.3	76	18	60	78.9
	930320735	7362146	LWAMONDO HIGH	2	128	128	100.0	168	163	97.0	213	24	205	96.2
	930320223	7361135	LWANDANI SECONDARY	2	63	45	71.4	64	57	89.1	94	0	73	77.7
	993302201	7322127	LWAPHUNGU SECONDARY	2	30	28	93.3	16	13	81.3	42	29	29	69.0
	911360900	7313137	MADADZHE SECONDARY	2	37	24	64.9	21	19	90.5	52	14	35	67.3
	928331988	7345191	MADAHENI COMBINED SCHOOL	3	36	34	94.4	25	21	84.0	33	0	29	87.9
	911361439	7312110	MADONSI HIGH	1	23	18	78.3	28	21	75.0	31	1	25	80.6
	911360405	7313102	MADZIKUSE	2	25	22	88.0	20	19	95.0	36	7	26	72.2
	930320254	7361137	MAGALANNGWE SECONDARY	2	22	19	86.4	35	34	97.1	91	23	68	74.7
	928332578	7345168	MAGONI SECONDARY	2	36	21	58.3	17	9	52.9	54	27	17	31.5
	912520160	7373125	MAHLORI HIGH	2	75	25	33.3	17	14	82.4	46	4	27	58.7
	993304304	7343902	MAHONISI LEARNING CENTRE	-	28	27	96.4	16	15	93.8	24	0	24	100.0
	911361651	7311144	MAHUNTSI SECONDARY	2	75	48	64.0	73	48	65.8	120	63	55	45.8
	931341008	7331141	MAINGANYA SECONDARY	2	20	18	90.0	34	27	79.4	45	10	29	64.4
	930320315	7361149	MAKAKAVHALE SECONDARY	2	90	63	70.0	61	49	80.3	131	32	104	79.4
	993304301	7343191	MAKHADO COMPREHENSIVE	4	120	106	88.3	135	120	88.9	220	34	165	75.0
	930310691	7323105	MAKUYA SECONDARY	2	43	35	81.4	41	29	70.7	80	10	54	67.5
	911360856	7311111	MALAMULELE SECONDARY	2	87	71	81.6	81	70	86.4	94	0	80	85.1
	929311359	7324106	MALILELE SECONDARY	2	50	29	58.0	60	45	75.0	46	5	25	54.3
	930321639	7363156	MALINGA WILSON SECONDARY	2	86	72	83.7	103	87	84.5	175	31	121	69.1
	912521224	7372129	MALOVHANA SECONDARY	2	4	4	100.0	13	9	69.2	61	35	33	54.1
	928331513	7343162	MALUTA JUNIOR SECONDARY	3	53	48	90.6	58	49	84.5	76	0	70	92.1
929311373	7324107	MAMPHODO SECONDARY	2	29	20	69.0	19	19	100.0	46	2	44	95.7	
928331759	7344113	MAMVUKA SECONDARY	2	48	46	95.8	39	34	87.2	67	10	49	73.1	

District Name	EMIS No	Centre No	Centre Name	Quintile	2013			2014			2015			
					Wrote	Achieved	% Achieved	Wrote	Achieved	% Achieved	Wrote	No Progressed	Achieved	% Achieved
VHEMBE	928332264	7345150	MANELEDZI SECONDARY	3	132	105	79.5	124	94	75.8	171	35	98	57.3
	912520184	7371113	MARHOLENI HIGH	2	115	49	42.6	65	49	75.4	81	12	61	75.3
	912520191	7373112	MARHORHWANI-MALALI HIGH	3	43	37	86.0	38	37	97.4	56	18	51	91.1
	912520207	7372111	MARIMANE HIGH	2	72	64	88.9	32	29	90.6	102	37	74	72.5
	905332030	7353161	MARUDE SECONDARY	3	216	191	88.4	224	158	70.5	241	31	157	65.1
	905331476	7343174	MASEDI COMBINED	3	68	41	60.3	34	24	70.6	61	18	34	55.7
	928331742	7344114	MASERENI SECONDARY	2	14	13	92.9	16	15	93.8	27	3	24	88.9
	912520241	7372114	MASIZA HIGH	3	118	94	79.7	65	37	56.9	104	24	67	64.4
	930320698	7362150	MASWIE SECONDARY	2	32	31	96.9	15	13	86.7	43	1	37	86.0
	929311380	7324108	MATAVHELA SECONDARY	2	200	174	87.0	107	96	89.7	187	4	165	88.2
	928331469	7343115	MATHEDE SECONDARY	2	21	16	76.2	20	12	60.0	55	18	34	61.8
	911361422	7312152	MATIMBA JUNIOR SECONDARY	2	44	25	56.8	71	40	56.3	88	35	42	47.7
	930321172	7363151	MATODZI SECONDARY	2	17	13	76.5	46	23	50.0	49	0	37	75.5
	930320780	7362152	MAVHUNGU ANDRIES SECONDARY	2	48	38	79.2	38	36	94.7	61	1	57	93.4
	911361767	7311141	MBHANYELE SECONDARY	2	97	90	92.8	89	77	86.5	163	15	129	79.1
	930351395	7354114	MBILWI SECONDARY	4	478	477	99.8	403	389	96.5	366	20	351	95.9
	912520221	7371115	MHELEMBE HIGH	2	25	16	64.0	24	18	75.0	40	5	32	80.0
	905332842	7343190	MICHAEL DENGA RAMABULANA SECONDARY	2	85	62	72.9	64	55	85.9	132	25	88	66.7
	930360962	7315134	MILTON MPFUMEDZENI SECONDARY	2	126	100	79.4	106	81	76.4	178	15	133	74.7
	930330480	7341175	MIRIYAVHAVHA TEC SECONDARY	2	53	50	94.3	132	111	84.1	97	0	76	78.4
	928332288	7345147	MMILIGE SECONDARY	2	23	17	73.9	25	19	76.0	28	17	19	67.9
	902331711	7344140	MOPANE INTERMEDIATE	2	76	71	93.4	62	55	88.7	64	0	57	89.1
	930361217	7314138	MOVHE SECONDARY	1	28	12	42.9	19	11	57.9	22	1	9	40.9
	930360955	7315135	MPANDELI SECONDARY	2	213	123	57.7	106	88	83.0	181	9	140	77.3
	930350071	7353142	MPFARISENI SECONDARY	1	31	25	80.6	28	19	67.9	54	32	25	46.3
	930310998	7321134	MPHALALENI SECONDARY	2	142	123	86.6	87	81	93.1	178	24	145	81.5
	911361200	7314113	MPHAMBO HIGH	2	134	73	54.5	88	62	70.5	103	21	64	62.1
	930351401	7354116	MPHAPHULI SECONDARY	3	214	185	86.4	168	146	86.9	168	10	149	88.7
	928330350	7341116	MPHEPHU HIGH	2	84	54	64.3	73	58	79.5	146	54	80	54.8
	912520238	7371116	MSENGI SENIOR SECONDARY	2	98	57	58.2	73	65	89.0	62	0	58	93.5
911361415	7312114	MTITITI SECONDARY	2	41	40	97.6	43	39	90.7	49	0	46	93.9	

District Name	EMIS No	Centre No	Centre Name	Quintile	2013			2014			2015			
					Wrote	Achieved	% Achieved	Wrote	Achieved	% Achieved	Wrote	No Progressed	Achieved	% Achieved
VHEMBE	929310684	7323109	MUBALANGANYI SECONDARY	2	31	29	93.5	39	34	87.2	35	2	35	100.0
	928331674	7344117	MUDIMELI SECONDARY	2	33	24	72.7	41	33	80.5	76	7	34	44.7
	930321547	7364153	MUDINANE SECONDARY	2	44	40	90.9	49	44	89.8	65	2	59	90.8
	914351593	7355164	MUELEKANYI TSHIVHASE TECHNOLOGY SCHOOL	2	13	13	100.0	6	4	66.7	22	0	14	63.6
	930321165	7363171	MUGOIDWA SECONDARY	2	49	47	95.9	64	61	95.3	139	6	114	82.0
	930351296	7352150	MUHANELWA SECONDARY	2	27	17	63.0	22	13	59.1	38	5	25	65.8
	930351500	7355144	MUHUYUWATHOMBA SECONDARY	2	70	70	100.0	95	84	88.4	143	0	95	66.4
	930351227	7351117	MUKHWANTHELI SECONDARY	1	124	97	78.2	120	86	71.7	180	11	123	68.3
	930351302	7352151	MUKULA HIGH	2	58	37	63.8	43	35	81.4	50	4	28	56.0
	931352063	7352163	MUKULA INTERGRATED	-	141	98	69.5	169	127	75.1	165	7	134	81.2
	928330855	7342118	MULENGA SECONDARY	2	100	84	84.0	87	79	90.8	99	14	77	77.8
	931341138	7331130	MULIMA SECONDARY	2	47	39	83.0	22	20	90.9	71	5	35	49.3
	928330442	7341119	MUSHAATHONI SECONDARY	2	80	42	52.5	81	60	74.1	84	16	57	67.9
	902331698	7344139	MUSINA SECONDARY	3	155	110	71.0	218	149	68.3	255	52	154	60.4
	930320285	7361139	MUTHAMARO SECONDARY	2	26	15	57.7	44	35	79.5	55	14	34	61.8
	931331155	7343193	MUTHUHADINI PRIMARY	2	82	74	90.2	55	50	90.9	101	0	88	87.1
	930321158	7363154	MUTHURWANA SECONDARY	2	51	41	80.4	65	43	66.2	43	15	30	69.8
	929310974	7321133	MUTSHUTSHU SECONDARY	2	62	51	82.3	60	46	76.7	71	3	51	71.8
	930351234	7351119	MUVHAVHA SECONDARY	2	39	33	84.6	20	16	80.0	41	9	15	36.6
	931341121	7331133	NAMADZAVHO SECONDARY	2	16	16	100.0	23	14	60.9	37	9	19	51.4
	930351715	7353101	NAZARENE SCHOOL OF NATURAL SCIENCE	-				16	10	62.5	43	0	26	60.5
	930320230	7361155	NDAEDZO SECONDARY	2	70	69	98.6	116	108	93.1	120	0	103	85.8
	931520245	7372130	NDALAMO SECONDARY	2	31	18	58.1	34	21	61.8	33	5	20	60.6
	930310714	7323110	NDARIENI SECONDARY	1	45	35	77.8	51	34	66.7	65	26	37	56.9
	993301102	7311142	NEW ERA	-	269	215	79.9	328	204	62.2	181	14	107	59.1
	993305200	7352164	NEW GENERATION GIRLS ACADEMY	-	48	44	91.7	51	45	88.2	65	0	58	89.2
	911361255	7312115	NGHEZIMANI HIGH	2	66	36	54.5	50	40	80.0	73	0	52	71.2
	911361828	7314156	NGULA SECONDARY	2	16	13	81.3	21	14	66.7	36	15	16	44.4
	929310363	7322111	NIANI SECONDARY	2	39	34	87.2	22	13	59.1	48	9	29	60.4
	911360863	7311116	NKATINI HIGH	2	29	11	37.9	26	19	73.1	41	10	24	58.5
928330374	7341120	NKONENI SECONDARY	2	19	16	84.2	23	7	30.4	23	3	14	60.9	

District Name	EMIS No	Centre No	Centre Name	Quintile	2013			2014			2015			
					Wrote	Achieved	% Achieved	Wrote	Achieved	% Achieved	Wrote	No Progressed	Achieved	% Achieved
VHEMBE	930320759	7362168	NNDAMULELENI SECONDARY	2	89	84	94.4	88	75	85.2	117	2	105	89.7
	928330473	7341121	NNDITSHENI SECONDARY	1	32	21	65.6	35	24	68.6	64	39	26	40.6
	930330343	7341122	NNDWELWENI SECONDARY	2	30	30	100.0	27	22	81.5	63	16	42	66.7
	928330886	7342123	NNGWENI SECONDARY	3	166	140	84.3	145	129	89.0	242	18	159	65.7
	930360986	7315136	NTEVHEDZENI SECONDARY	2	7	4	57.1	12	5	41.7	39	7	8	20.5
	930351418	7354140	NTHETSHELESENI SECONDARY	3	67	56	83.6	72	48	66.7	106	22	53	50.0
	911361446	7312117	NTLHAVENI HIGH	2	54	43	79.6	35	34	97.1	57	0	41	71.9
	930360993	7315131	NTODENI SECONDARY	2	30	29	96.7	50	49	98.0	74	12	60	81.1
	916411273	7311150	NTSAKOMATSAKALI SECONDARY	1	67	24	35.8	37	26	70.3	77	32	41	53.2
	930361088	7315151	NTSENDZENI SECONDARY	2	51	42	82.4	68	46	67.6	84	11	47	56.0
	912520269	7373118	NWAMALOBYE HIGH	3	52	30	57.7	29	23	79.3	58	18	34	58.6
	911360917	7313118	NWANATI HIGH	1	167	110	65.9	137	92	67.2	200	28	141	70.5
	916321868	7363155	NWARIDI SECONDARY	2	59	51	86.4	48	47	97.9	70	0	64	91.4
	929310721	7323129	NYADZANI SECONDARY	2	18	16	88.9	30	26	86.7	32	7	24	75.0
	905321592	7364131	ONGEDACHT SECONDARY	2	46	29	63.0	36	30	83.3	46	11	37	80.4
	931331421	7343142	OZIAS DAVHANA SECONDARY	3	107	101	94.4	90	83	92.2	134	8	116	86.6
	911360849	7311119	P P HLUNGWANI HIGH	1	110	105	95.5	114	108	94.7	110	14	103	93.6
	993304202	7342904	PARADISE MANAME COMB INDEPENDENT	-	10	9	90.0	8	6	75.0	13	0	11	84.6
	928330923	7342124	PATRICK RAMAANO SECONDARY	2	296	281	94.9	248	220	88.7	360	23	320	88.9
	905361637	7312139	PENINGHOTSA HIGH	2	35	35	100.0	25	22	88.0	36	34	20	55.6
	930351425	7354120	PHASWANA SECONDARY	3	61	44	72.1	50	49	98.0	189	135	142	75.1
	930330336	7341125	PHIRIPHIRI SECONDARY	2	64	63	98.4	69	65	94.2	97	16	79	81.4
	929311397	7324112	PHOPHI SECONDARY	2	18	18	100.0	15	10	66.7	33	3	26	78.8
	911361453	7314120	PHOTANI SECONDARY	2	102	84	82.4	109	68	62.4	113	12	65	57.5
	930321578	7364157	RADZAMBO SECONDARY	2	15	12	80.0	16	8	50.0	20	12	7	35.0
	930351449	7354139	RALSON TSHINANNE SECONDARY	2	116	97	83.6	97	85	87.6	128	16	94	73.4
931520276	7372131	RALUOMBE SECONDARY	2	44	24	54.5	34	24	70.6	61	9	44	72.1	
930351432	7354121	RALUSWIELO SECONDARY	3	47	37	78.7	69	57	82.6	95	8	58	61.1	
930351319	7352154	RALUVHIMBA SECONDARY	2	40	26	65.0	29	18	62.1	47	10	29	61.7	
928331681	7344126	RAMABULANA SECONDARY	2	21	19	90.5	36	29	80.6	42	5	26	61.9	

District Name	EMIS No	Centre No	Centre Name	Quintile	2013			2014			2015			
					Wrote	Achieved	% Achieved	Wrote	Achieved	% Achieved	Wrote	No Progressed	Achieved	% Achieved
VHEMBE	930330367	7341127	RAMASHIA SECONDARY	2	50	43	86.0	41	37	90.2	38	4	31	81.6
	930321554	7364156	RAMAUBA SECONDARY	2	46	39	84.8	28	27	96.4	41	5	26	63.4
	929311588	7324113	RAMMBUDA SECONDARY	2	32	32	100.0	58	42	72.4	61	18	41	67.2
	930351517	7355143	RAMUGONDO SECONDARY	2	29	26	89.7	31	21	67.7	50	9	32	64.0
	930361095	7315129	RANNDOGWANA SECONDARY	1	36	28	77.8	51	36	70.6	101	27	63	62.4
	993303202	7331142	RASILA SECONDARY	2	27	22	81.5	10	6	60.0	50	10	33	66.0
	929310424	7322114	RATSHIBVUMO SECONDARY	2	73	52	71.2	49	43	87.8	105	12	72	68.6
	930321134	7363158	RATSHIKWEKWETE SECONDARY	2	55	44	80.0	37	33	89.2	52	5	45	86.5
	929311403	7324115	RATSHILUMELA SECONDARY	2	34	30	88.2	29	24	82.8	37	3	26	70.3
	929310387	7322116	RATSHISASE SECONDARY	2	90	72	80.0	36	33	91.7	116	29	89	76.7
	928331452	7343134	RAVHUHALI SECONDARY	2	30	21	70.0	11	6	54.5	34	3	30	88.2
	911361460	7314157	RHABELA SEC SCHOOL	2	18	15	83.3	24	15	62.5	34	0	24	70.6
	911360924	7313121	RIPAMBETA HIGH	2	124	74	59.7	70	63	90.0	157	25	125	79.6
	929332041	7343192	RIVONI SCHOOL FOR THE BLIND	-	10	9	90.0	5	5	100.0	2	0	2	100.0
	905332516	7343159	RIVUBYE HIGH	2	84	57	67.9	47	41	87.2	99	10	77	77.8
	929311342	7324117	ROBERT MBULUNGENI SECONDARY	3	26	22	84.6	35	22	62.9	55	28	22	40.0
	912520306	7371121	RUSSEL BUNGENI HIGH	2	102	63	61.8	66	46	69.7	95	0	61	64.2
	930351241	7351122	SAM MAVHINA SECONDARY	2	35	22	62.9	21	16	76.2	49	0	41	83.7
	930320278	7361134	SHAYANDIMA SECONDARY	3	77	67	87.0	72	67	93.1	184	43	148	80.4
	911361477	7314126	SHIGAMANI HIGH	2	49	37	75.5	30	24	80.0	48	12	26	54.2
	911360931	7313122	SHIKUNDU HIGH	2	81	68	84.0	107	89	83.2	114	0	90	78.9
	912520313	7372122	SHINGUWA HIGH	2	64	49	76.6	59	43	72.9	99	14	59	59.6
	911360818	7311123	SHINGWEDZI SECONDARY	3	187	116	62.0	226	144	63.7	172	4	152	88.4
	911360825	7311124	SHIRILELE SECONDARY	2	117	80	68.4	98	61	62.2	141	25	87	61.7
	911361408	7312125	SHITLHANGOMA SECONDARY	2	51	37	72.5	44	38	86.4	43	3	34	79.1
	930320681	7362159	SHONDONI SECONDARY	2	28	18	64.3	23	22	95.7	57	15	44	77.2
	930351326	7352155	SILEMALE SECONDARY	2	88	75	85.2	90	67	74.4	132	9	100	75.8
	928332257	7345145	SINTHUMULE SECONDARY	2	156	144	92.3	142	120	84.5	179	0	163	91.1
	928331490	7343144	SINUGANI SECONDARY	2	36	20	55.6	40	28	70.0	61	3	45	73.8
	928331384	7343128	SOLOMON MAELULA SECONDARY	2	50	34	68.0	39	32	82.1	50	9	34	68.0

District Name	EMIS No	Centre No	Centre Name	Quintile	2013			2014			2015			
					Wrote	Achieved	% Achieved	Wrote	Achieved	% Achieved	Wrote	No Progressed	Achieved	% Achieved
VHEMBE	929311045	7324138	ST AUGUSTINE RESIDENTIAL	-	32	32	100.0	48	46	95.8	44	0	43	97.7
	993304501	7345192	SUKUMANI-KUNDANI SEC SCHOOL	2	16	9	56.3	15	9	60.0	22	6	12	54.5
	930310707	7323118	SUMBANA SECONDARY	1	22	19	86.4	30	21	70.0	60	13	27	45.0
	928332332	7345143	SWOBANI SECONDARY	2	13	7	53.8	24	7	29.2	19	4	12	63.2
	928332592	7345140	SWONGOZWI SECONDARY	2	31	27	87.1	25	22	88.0	60	13	46	76.7
	930320261	7361140	THAMBATSHIRA SECONDARY	2	31	26	83.9	26	25	96.2	47	9	40	85.1
	911361862	7311156	THAMBISA SECONDARY	2	48	21	43.8	45	29	64.4	116	0	57	49.1
	930351258	7351126	THASE SECONDARY	1	58	52	89.7	45	43	95.6	83	37	66	79.5
	930310950	7321135	THATHE SECONDARY	2	21	14	66.7	25	21	84.0	39	13	25	64.1
	929311434	7324119	THENGWE SECONDARY	3	343	340	99.1	285	278	97.5	432	12	413	95.6
	995502102	7371901	THEOCENTRIC CHRISTIAN COLLEGE	-	8	6	75.0	4	3	75.0	9	0	6	66.7
	930351333	7352152	THINASHAKA SECONDARY	2	65	50	76.9	72	48	66.7	122	26	76	62.3
	930351272	7351127	THIVHILAEI SECONDARY	2	116	80	69.0	55	38	69.1	160	20	100	62.5
	930350064	7353128	THOHOYANDOU SECONDARY	3	195	191	97.9	147	134	91.2	251	14	244	97.2
	930350057	7353136	THOHOYANDOU TECHNICAL HIGH	4	221	199	90.0	218	185	84.9	130	7	123	94.6
	930350019	7353129	THUSALUSHAKA SECONDARY	2	20	18	90.0	21	19	90.5	30	4	25	83.3
	931341015	7331134	THWALIMA SECONDARY	2	91	44	48.4	71	42	59.2	118	25	55	46.6
	912521565	7373133	TIYANI SECONDARY	2	171	129	75.4	89	78	87.6	107	2	99	92.5
	929311427	7324120	TODANI SECONDARY	2	65	58	89.2	82	68	82.9	115	7	95	82.6
	929311007	7321121	TOMBOLAGOLE SECONDARY	1	29	23	79.3	34	18	52.9	47	7	26	55.3
	930361101	7315132	TONDALUSHAKA SECONDARY	2	44	38	86.4	44	33	75.0	128	9	79	61.7
	930351524	7355146	TSHADAMA SECONDARY	2	39	34	87.2	50	43	86.0	78	0	68	87.2
	928330381	7341179	TSHALA SECONDARY SCHOOL	2	21	15	71.4	30	27	90.0	51	8	31	60.8
	928330978	7342183	TSHAMAKWATINI SECONDARY	2	49	41	83.7	62	43	69.4	53	6	27	50.9
	928331650	7344129	TSHIANANE SECONDARY	2	34	34	100.0	47	40	85.1	55	3	47	85.5
	931331506	7343152	TSHIAWELO SECONDARY	3	66	51	77.3	47	38	80.9	82	15	63	76.8
	930351340	7352153	TSHIDIMBINI SECONDARY	2	68	45	66.2	57	37	64.9	99	16	47	47.5
	930320711	7362160	TSHIEMUEMU SECONDARY	2	51	45	88.2	42	34	81.0	61	13	55	90.2

District Name	EMIS No	Centre No	Centre Name	Quintile	2013			2014			2015			
					Wrote	Achieved	% Achieved	Wrote	Achieved	% Achieved	Wrote	No Progressed	Achieved	% Achieved
VHEMBE	928330459	7341130	TSHIFHENA SECONDARY	2	54	44	81.5	71	58	81.7	88	18	47	53.4
	931520337	7372128	TSHITWA SECONDARY	2	138	117	84.8	116	97	83.6	149	8	129	86.6
	930350040	7353133	TSHIKEVHA CHRISTIAN SECONDARY	-	78	77	98.7	67	62	92.5	90	1	85	94.4
	921520344	7372126	TSHIKHUTHULA SECONDARY	2	69	59	85.5	67	63	94.0	117	8	94	80.3
	929310394	7322122	TSHIKUNDAMALEMA SECONDARY	2	64	53	82.8	44	39	88.6	125	13	96	76.8
	930351265	7351131	TSHILALA SECONDARY	2	63	57	90.5	32	28	87.5	89	0	63	70.8
	930320308	7361167	TSHILAVHUTUME SECONDARY	2	13	9	69.2	6	5	83.3	14	5	7	50.0
	928330404	7341131	TSHILOGONI SECONDARY	2	61	55	90.2	63	55	87.3	71	24	41	57.7
	930321196	7363161	TSHIMBUPFE SECONDARY	2	37	32	86.5	28	28	100.0	37	0	35	94.6
	931520320	7373132	TSHINANGE SECONDARY	2	77	66	85.7	64	58	90.6	69	6	61	88.4
	930321530	7364162	TSHINAVHE SECONDARY	2	35	23	65.7	53	39	73.6	79	7	55	69.6
	930321264	7363163	TSHIPAKONI SECONDARY	2	53	42	79.2	66	59	89.4	95	26	72	75.8
	930320766	7362164	TSHIPETANE SECONDARY	2	28	21	75.0	19	15	78.9	40	0	33	82.5
	928332349	7345173	TSHIRULULUNI SECONDARY	2	10	9	90.0	10	5	50.0	16	8	11	68.8
	928332295	7345176	TSHIUNGULELA SECONDARY	2	55	37	67.3	49	31	63.3	87	9	50	57.5
	930351531	7355145	TSHIVHASE SECONDARY	2	392	384	98.0	295	257	87.1	407	30	377	92.6
	930350026	7353124	TSHIVHIDZO MASIAGWALA SECONDARY	3	23	17	73.9	16	15	93.8	18	10	16	88.9
	929311410	7324130	TSHIWANGAMATEMBELE SECONDARY	2	52	43	82.7	48	44	91.7	46	2	43	93.5
	928330947	7342132	TSWIME SECONDARY	2	22	16	72.7	11	8	72.7	29	0	21	72.4
	929311441	7324126	VELE SECONDARY	2	43	40	93.0	48	45	93.8	51	14	34	66.7
	928330862	7342178	VELELAMBEU SECONDARY SCHOOL	2	19	18	94.7	7	7	100.0	19	5	14	73.7
	930321561	7364165	VHAFAMADI SECONDARY	2	60	44	73.3	85	79	92.9	133	22	110	82.7
	931341022	7331128	VHALUVHU SECONDARY	2	60	46	76.7	48	26	54.2	102	14	58	56.9
	905321585	7364166	VHUDZANI SECONDARY	2	85	43	50.6	52	34	65.4	71	20	35	49.3
	928330930	7342133	VHULAUDZI SECONDARY	2	40	26	65.0	54	34	63.0	77	12	57	74.0
	930330428	7341135	VHUSENDEKA SECONDARY	2	14	9	64.3	23	15	65.2	35	7	15	42.9
	930310981	7321136	VHUTAVHATSINDI SECONDARY	2	38	29	76.3	46	34	73.9	75	17	44	58.7

District Name	EMIS No	Centre No	Centre Name	Quintile	2013			2014			2015			
					Wrote	Achieved	% Achieved	Wrote	Achieved	% Achieved	Wrote	No Progressed	Achieved	% Achieved
VHEMBE	929311433	7324101	VISION INDEPENDENT COMBINED SCHOOL	-	31	17	54.8	8	5	62.5	18	1	11	61.1
	930361001	7315158	VUVUMUTSHENA SECONDARY SCHOOL	1	26	21	80.8	26	20	76.9	35	6	22	62.9
	931332523	7343156	WATERVAL HIGH	3	66	58	87.9	66	60	90.9	105	5	98	93.3
	930351456	7354134	WILLIAM THEMELI SECONDARY	2	46	24	52.2	37	28	75.7	72	14	47	65.3
	993304502	7345901	WILMARY CHRISTIAN LEARNING CENTRE	-	18	18	100.0	23	21	91.3	16	0	15	93.8
	905361620	7314148	XIMUNWANA	1	76	73	96.1	76	64	84.2	118	0	107	90.7
	912520351	7373124	YINGWANI-RIBUNGWANI HIGH	2	32	23	71.9	28	19	67.9	34	15	21	61.8
	930352075	7355165	ZWITHUZWAVHUDI SECONDARY	2	36	21	58.3	25	25	100.0	36	19	22	61.1
WATERBERG	921121945	7123101	ALFRED B MAKAPAN HIGH	2	77	62	80.5	72	52	72.2	128	0	93	72.7
	908110020	7143166	BAITSWE SECONDARY	2	19	13	68.4	29	17	58.6	72	36	13	18.1
	921142454	7111101	BAKENBERG HIGH	2	107	72	67.3	101	42	41.6	110	0	86	78.2
	921140045	7112102	BATHOKWA SECONDARY	1	28	25	89.3	29	23	79.3	49	0	20	40.8
	991104502	7135116	BATHOPELE SECONDARY	2	38	33	86.8	50	39	78.0	80	56	52	65.0
	921110075	7144103	BATLHALERWA HIGH	2	46	36	78.3	34	24	70.6	44	13	22	50.0
	910130048	7135101	BELA-BELA SECONDARY	3	91	64	70.3	135	70	51.9	203	48	65	32.0
	921120058	7121102	BEN HLONGWANE SECONDARY	2	50	36	72.0	55	33	60.0	54	0	23	42.6
	906110099	7141107	BOITHUTO INTERMEDIATE	1	8	6	75.0	9	3	33.3	15	0	3	20.0
	921141956	7111163	CHARLES MARAKALALA SECONDARY	2	18	14	77.8	20	12	60.0	26	0	20	76.9
	921120102	7121103	D G TSEBE HIGH	3	57	37	64.9	52	42	80.8	57	0	47	82.5
	921140090	7111104	DENNIS MATLHABA II SECONDARY	2	76	38	50.0	88	47	53.4	178	0	56	31.5
	921110129	7143163	DIAMMONA SECONDARY	2	29	9	31.0	28	15	53.6	47	37	9	19.1
	921110136	7144157	DIMPE SECONDARY	2	31	17	54.8	21	18	85.7	43	24	17	39.5
	921120164	7121105	E D L RAMPOLA SECONDARY	3	85	61	71.8	53	41	77.4	117	0	56	47.9
	921120157	7121104	EBENEZER SECONDARY	3	176	149	84.7	200	124	62.0	206	0	144	69.9
	921121969	7121150	FRED LEDWABA SECONDARY	3	104	74	71.2	89	52	58.4	72	0	36	50.0
	921141840	7111105	GEORGE LANGA SENIOR SECONDARY	2	34	32	94.1	40	34	85.0	55	0	49	89.1
921141932	7114106	GEORGE MASIBE SECONDARY	1	40	26	65.0	32	9	28.1	49	0	26	53.1	
921121952	7121107	GOBELA HIGH	2	5	5	100.0	10	10	100.0	19	0	18	94.7	
921120256	7121108	GOJELA HIGH	3	124	79	63.7	104	71	68.3	178	0	82	46.1	

District Name	EMIS No	Centre No	Centre Name	Quintile	2013			2014			2015			
					Wrote	Achieved	% Achieved	Wrote	Achieved	% Achieved	Wrote	No Progressed	Achieved	% Achieved
WATERBERG	909132044	7133116	GROENVLEI SECONDARY	1	21	16	76.2	25	19	76.0	23	2	9	39.1
	921120270	7125154	GWENANE SECONDARY	2	75	51	68.0	48	35	72.9	161	0	72	44.7
	906120300	7125902	HEBRON MODEL SCHOOL	-	56	54	96.4	58	56	96.6	44	0	43	97.7
	908110198	7142102	HOËRSKOOL ELLISRAS	5	151	141	93.4	138	123	89.1	133	0	122	91.7
	909131997	7133103	HOËRSKOOL FRIKKIE MEYER	5	176	173	98.3	193	192	99.5	168	12	165	98.2
	906120324	7124110	HOËRSKOOL HANS STRIJDOM	5	65	59	90.8	82	77	93.9	73	0	72	98.6
	907130321	7132108	HOËRSKOOL NYLSTROOM	5	143	141	98.6	120	117	97.5	124	8	118	95.2
	906120331	7125134	HOËRSKOOL PIET POTGIETER	5	140	134	95.7	112	109	97.3	153	0	145	94.8
	910130338	7135112	HOËRSKOOL WARMBAD	5	119	119	100.0	107	106	99.1	105	0	104	99.0
	991104401	7134102	ITIRELENG SECONDARY SCHOOL	2	15	11	73.3	12	8	66.7	23	0	8	34.8
	921142539	7111153	J M GWANGWA SENIOR SECONDARY	2	23	14	60.9	11	10	90.9	23	0	5	21.7
	921140199	7114107	JOHN MANGANYE SECONDARY	2	10	3	30.0	10	6	60.0	8	0	4	50.0
	906120409	7121111	JOHN PETRO SECONDARY	2	27	24	88.9	45	18	40.0	53	0	25	47.2
	921120430	7121112	KGABA SECONDARY	2	28	25	89.3	35	24	68.6	57	0	16	28.1
	921142102	7113167	KGABEDI SECONDARY	2	9	9	100.0	10	7	70.0	13	0	9	69.2
	921142126	7113108	KGAKGATHU SECONDARY	2	52	28	53.8	45	5	11.1	121	0	28	23.1
	921120478	7125113	KGATI YA MOSHATE PUBLIC SECONDARY	2	65	44	67.7	48	32	66.7	141	0	64	45.4
	921142447	7112154	KGAUBOTLHALE SENIOR SECONDARY	2	11	9	81.8	15	8	53.3	28	0	8	28.6
	921140274	7114109	KGOKARI SECONDARY	2	37	23	62.2	21	17	81.0	29	0	14	48.3
	921142409	7113110	KGOLODI HIGH	2	27	21	77.8	27	19	70.4	37	0	26	70.3
	921111474	7143171	KODUPO SECONDARY	2	29	20	69.0	12	7	58.3	28	1	19	67.9
	921142430	7111162	KOLOBE RAMASOBANA SECONDARY	2	22	18	81.8	27	22	81.5	29	0	23	79.3
	921250300	7113157	KUBUSHE SECONDARY	2	19	17	89.5	18	15	83.3	25	0	16	64.0
	906141727	7114111	LAMOLA SENIOR SECONDARY	1	25	8	32.0	24	12	50.0	27	0	17	63.0
	921120546	7122114	LANGALIBALELE SECONDARY	2	34	30	88.2	38	17	44.7	80	0	22	27.5
	921120577	7123146	LEKWA SECONDARY	2	26	22	84.6	16	14	87.5	35	0	13	37.1
	921142393	7114112	LEMETJA SECONDARY	1	35	26	74.3	9	9	100.0	20	0	18	90.0
	921141833	7111113	LEPHADIMISHA SENIOR SECONDARY	2	46	31	67.4	22	16	72.7	53	0	22	41.5
	907131973	7134117	LESEDING SECONDARY	2	46	32	69.6	42	28	66.7	19	4	11	57.9

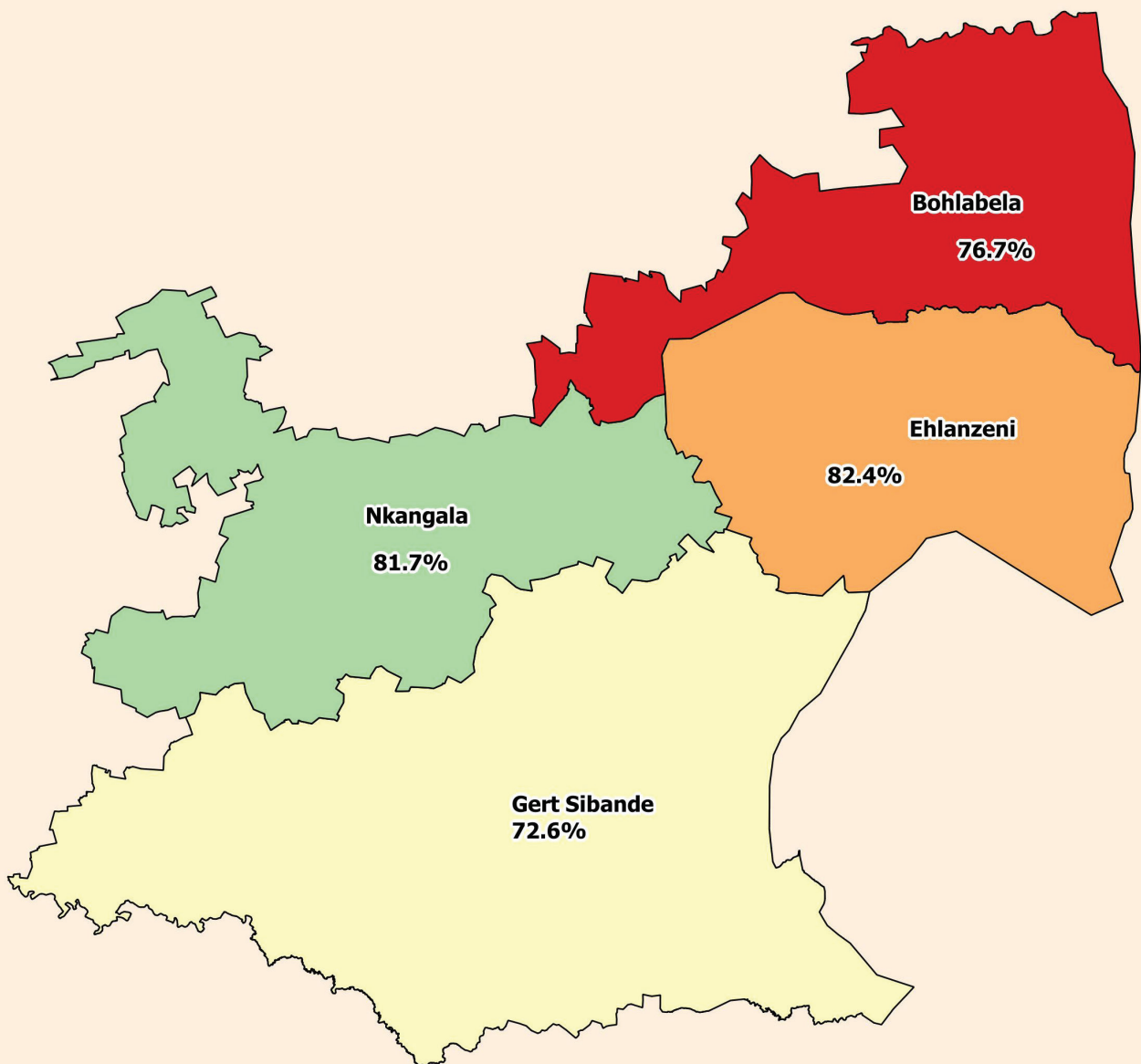
District Name	EMIS No	Centre No	Centre Name	Quintile	2013			2014			2015			
					Wrote	Achieved	% Achieved	Wrote	Achieved	% Achieved	Wrote	No Progressed	Achieved	% Achieved
WATERBERG	906120621	7124150	LETAMONG COMBINED	1	14	7	50.0	26	14	53.8	29	12	4	13.8
	921111450	7143168	LETUPU SECONDARY	2	58	36	62.1	44	27	61.4	75	13	35	46.7
	921120959	7122147	M C LANGA SECONDARY	1	10	6	60.0	9	8	88.9	19	0	16	84.2
	991103205	7142111	MABALANE SELEKA TECHNICAL SCHOOL	5							32	0	18	56.3
	909132006	7133104	MABOGOPEDI HIGH	1	102	39	38.2	93	46	49.5	125	27	44	35.2
	921120690	7123117	MADIKWE SECONDARY	2	84	32	38.1	48	17	35.4	35	0	20	57.1
	921141994	7113114	MAFASA SECONDARY	2	27	25	92.6	23	21	91.3	22	0	20	90.9
	921110457	7144115	MAJADIBODU SECONDARY	2	56	28	50.0	63	36	57.1	88	26	47	53.4
	921120751	7122119	MAKGENE HIGH	1	57	45	78.9	31	25	80.6	71	0	48	67.6
	906121877	7124118	MAKHUTJISHA SENIOR SECONDARY	2	108	88	81.5	99	91	91.9	152	51	107	70.4
	920212742	7141106	MALEBO SENIOR SECONDARY	2	60	51	85.0	31	31	100.0	72	0	59	81.9
	921140564	7111116	MALEMOCHA HIGH	2	34	18	52.9	23	17	73.9	35	0	27	77.1
	921120782	7122120	MALEYA SENIOR SECONDARY	2	36	30	83.3	30	24	80.0	37	0	26	70.3
	921110501	7143117	MANANYE SECONDARY	2	65	38	58.5	42	28	66.7	96	46	39	40.6
	910130789	7135114	MAOPE SECONDARY	3	125	89	71.2	114	82	71.9	206	113	96	46.6
	921120836	7123122	MAPANOLLA SECONDARY	1	36	19	52.8	12	12	100.0	32	0	25	78.1
	921120881	7122123	MASERUNYANE HIGH	2	25	11	44.0	31	23	74.2	61	0	24	39.3
	921140632	7114118	MASHAMAITE SENIOR SECONDARY	1	22	18	81.8	16	11	68.8	45	0	21	46.7
	921421027	7114119	MASHOBELA SECONDARY	2	28	19	67.9	29	18	62.1	35	0	17	48.6
	921141918	7114120	MASHUBASHUBA SECONDARY	2	26	4	15.4	13	7	53.8	19	0	3	15.8
	921120898	7123124	MASODI SECONDARY	3	130	58	44.6	87	53	60.9	109	0	59	54.1
	921120911	7122140	MATANTA SECONDARY	2	36	25	69.4	30	27	90.0	56	0	35	62.5
	921142423	7112121	MATATANE SECONDARY	2	25	18	72.0	29	12	41.4	31	0	18	58.1
	921142416	7112122	MATHULAMISHA HIGH	2	40	38	95.0	49	44	89.8	71	0	21	29.6
	921110549	7143167	MATHULASERA SECONDARY	2	10	3	30.0	13	9	69.2	22	13	14	63.6
	921140731	7112123	MATOPA SENIOR SECONDARY	2	44	25	56.8	29	26	89.7	60	0	41	68.3
	921110570	7144124	MATSHWARA SECONDARY	2	97	52	53.6	48	32	66.7	141	0	71	50.4
	921110587	7143164	MATSIABABA SECONDARY	2	12	10	83.3	18	10	55.6	46	28	13	28.3
	921120935	7123125	MATSIBE HIGH	2	36	22	61.1	28	19	67.9	33	0	21	63.6
	921140748	7111125	MATSOGELLA SENIOR SECONDARY	2	37	29	78.4	29	21	72.4	47	0	34	72.3

District Name	EMIS No	Centre No	Centre Name	Quintile	2013			2014			2015			
					Wrote	Achieved	% Achieved	Wrote	Achieved	% Achieved	Wrote	No Progressed	Achieved	% Achieved
WATERBERG	921140755	7111152	MAWELE SECONDARY	1	18	15	83.3	23	12	52.2	38	0	22	57.9
	921110594	7143126	MAZWE SECONDARY	2	26	17	65.4	22	12	54.5	50	20	7	14.0
	907130833	7134107	MEETSETSHEHLA SECONDARY	2	73	69	94.5	63	51	81.0	103	19	82	79.6
	921121990	7123126	MMADIKANA SECONDARY	2	76	43	56.6	67	36	53.7	86	0	44	51.2
	921142515	7113127	MMAMOPI HIGH	1	30	15	50.0	34	28	82.4	22	0	11	50.0
	921120997	7122127	MMANTUTULE SECONDARY	2	54	53	98.1	76	58	76.3	120	0	76	63.3
	921121006	7122128	MMATEDU SECONDARY	1	27	20	74.1	37	31	83.8	61	0	30	49.2
	921111634	7144158	MMAY SECONDARY	2	20	10	50.0	29	17	58.6	41	21	9	22.0
	921121013	7123148	MMOLAWA SECONDARY	1	18	12	66.7	17	8	47.1	13	0	12	92.3
	907130994	7134113	MOHLAKAMOTALA HIGH	2	48	31	64.6	34	33	97.1	56	0	47	83.9
	921142041	7113165	MOKGALAKA MOLEMOLE SENIOR SECONDARY	2	14	7	50.0	9	6	66.7	9	0	7	77.8
	921110679	7144159	MOKONENKWENOKO SECONDARY	2	45	32	71.1	38	29	76.3	86	0	37	43.0
	991102201	7122903	MOKOTLI - NTLAKANA SECONDARY	-	98	30	30.6	74	31	41.9	92	0	48	52.2
	921142362	7112129	MOOKAMEDI SECONDARY	2	22	15	68.2	25	17	68.0	32	0	23	71.9
	921110709	7144160	MORAKOLO SECONDARY	2	51	37	72.5	45	40	88.9	60	8	43	71.7
	907131065	7134115	MOSHIA SECONDARY	1	14	14	100.0	11	8	72.7	28	10	23	82.1
	922250775	7113129	MOTJERE HIGH	2	49	44	89.8	60	50	83.3	87	0	48	55.2
	921110754	7143130	MOTLHAJWA SECONDARY	2	28	20	71.4	17	7	41.2	24	5	19	79.2
	921142379	7113131	MPADI SECONDARY	2	45	5	11.1	17	6	35.3	26	0	9	34.6
	921111573	7141132	MPEDI HIGH	2	23	18	78.3	21	18	85.7	50	0	23	46.0
	921110815	7141162	MPHARI SECONDARY	1	39	36	92.3	29	29	100.0	64	0	52	81.3
	921250782	7113155	MPHOKENG SECONDARY	2	31	15	48.4	26	10	38.5	59	0	28	47.5
	921121167	7122131	MPHUNYE SENIOR SECONDARY	2	54	37	68.5	48	42	87.5	79	0	60	75.9
	921121174	7123130	MPIRWABIRWA SEN SECONDARY	1	28	21	75.0	43	7	16.3	54	0	31	57.4
	921140908	7113134	NAKONKWETLOU SECONDARY	2	40	18	45.0	23	17	73.9	43	0	18	41.9
	909131164	7133101	NALETSANA PRIMARY	1	18	9	50.0	14	6	42.9	21	20	7	33.3
	921121204	7125132	NKAKABIDI SECONDARY	2	27	12	44.4	33	27	81.8	70	0	29	41.4
	921140953	7112135	NKGORU HIGH	2	41	28	68.3	25	18	72.0	47	0	26	55.3
	921250829	7113133	NKOBO SECONDARY	2	30	17	56.7	28	15	53.6	37	0	9	24.3
	921140984	7112136	NKUBE SECONDARY	2	24	15	62.5	33	17	51.5	28	0	20	71.4
991102503	7125901	NORTH CREST ACADEMY	-	81	64	79.0	42	37	88.1	42	0	36	85.7	

District Name	EMIS No	Centre No	Centre Name	Quintile	2013			2014			2015			
					Wrote	Achieved	% Achieved	Wrote	Achieved	% Achieved	Wrote	No Progressed	Achieved	% Achieved
WATERBERG	910133033	7131118	NORTHAM COMPREHENSIVE SCHOOL	1	35	28	80.0	79	44	55.7	145	126	39	26.9
	921121198	7121133	NTATA SECONDARY	2	22	19	86.4	31	24	77.4	53	0	27	50.9
	921142010	7113137	NTHUBA HIGH	2	65	40	61.5	68	49	72.1	79	0	59	74.7
	921142058	7113138	PALEDI SECONDARY	2	23	16	69.6	22	11	50.0	36	0	18	50.0
	907131270	7132109	PHAGAMENG HIGH	3	114	75	65.8	176	127	72.2	199	79	113	56.8
	921141901	7114139	PHAHLAPHAHLA	2	29	22	75.9	18	14	77.8	22	0	10	45.5
	991102203	7122148	PHALADINGOE TECHNICAL HIGH SCHOOL	5				11	8	72.7	33	0	30	90.9
	908110860	7142110	PHEGELELO HIGH SCHOOL	1	62	49	79.0	42	28	66.7	73	0	31	42.5
	921142119	7113141	PIRWANA SECONDARY	2	19	18	94.7	18	13	72.2	27	0	22	81.5
	921142706	7113140	PT MATLALA SECONDARY	2	21	21	100.0	18	17	94.4	28	0	28	100.0
	908111535	7144170	RABODITSE SECONDARY	2	16	11	68.8	8	2	25.0	20	8	7	35.0
	921111436	7143172	RADINONG SECONDARY	2	25	11	44.0	40	17	42.5	61	52	19	31.1
	910131348	7135106	RAELENG SECONDARY SCHOOL	3	56	16	28.6	40	20	50.0	21	0	15	71.4
	921141079	7112142	RAKUDUBANE SECONDARY	1	28	15	53.6	27	25	92.6	37	0	7	18.9
	921142355	7113143	RALELEDU SENIOR SECONDARY	2	78	35	44.9	55	39	70.9	63	0	35	55.6
	921121327	7123135	RAMOGABUDI SECONDARY	2	82	57	69.5	56	44	78.6	59	0	59	100.0
	921141116	7112155	RAMOLLWANE SENIOR SECONDARY	2	25	18	72.0	20	16	80.0	46	0	29	63.0
	921111443	7143173	RASERITE SECONDARY	2	34	25	73.5	26	22	84.6	47	17	32	68.1
	906121822	7124149	ROEDTAN COMBINED	2	6	4	66.7	8	6	75.0	7	1	7	100.0
	921142195	7114164	SEGOBOKO SECONDARY	1	22	5	22.7	18	13	72.2	21	0	18	85.7
	921121389	7122136	SEKOBA SECONDARY	2	35	18	51.4	28	13	46.4	55	0	16	29.1
	921142773	7112144	SENWANE SECONDARY	1	13	7	53.8	16	10	62.5	37	0	7	18.9
	921111054	7144145	SEOKETSENG SECONDARY	2	14	14	100.0	20	20	100.0	40	9	31	77.5
	921111061	7141146	SEPHUTHI SENIOR SECONDARY	2	41	40	97.6	37	36	97.3	58	0	51	87.9
	921142522	7111165	SEREMA HIGH	2	40	30	75.0	77	31	40.3	78	0	39	50.0
	921121402	7122137	SERITARITA SECONDARY	2	121	81	66.9	53	47	88.7	126	0	88	69.8
	921141734	7112147	SESHOATLHA SENIOR SECONDARY	2	40	31	77.5	20	14	70.0	50	0	27	54.0
	921142188	7114148	SESHOKA SENIOR SECONDARY	1	22	12	54.5	20	10	50.0	25	0	23	92.0
	921111078	7144169	SETHULA SECONDARY	2	17	2	11.8	7	0	0.0	14	0	1	7.1

District Name	EMIS No	Centre No	Centre Name	Quintile	2013			2014			2015			
					Wrote	Achieved	% Achieved	Wrote	Achieved	% Achieved	Wrote	No Progressed	Achieved	% Achieved
WATERBERG	910131560	7132111	SETTLERS AGRICULTURAL HIGH	5	83	79	95.2	92	90	97.8	106	2	96	90.6
	921142072	7113149	SEWELABATHO COMMERCIAL HIGH	2	29	12	41.4	23	2	8.7	17	0	7	41.2
	921141284	7111150	SIYAKHELENI SECONDARY	1	32	29	90.6	34	28	82.4	32	0	7	21.9
	991104200	7132115	SOLOMON MAHLANGU SECONDARY SCHOOL	3	62	27	43.5	60	30	50.0	88	57	33	37.5
	921121433	7121138	SOMAVUGHA SECONDARY	2	44	42	95.5	32	28	87.5	63	0	49	77.8
	921121976	7125151	STERKRIVIER COMBINED SCHOOL	1	4	2	50.0	5	1	20.0	16	0	12	75.0
	921121464	7123139	TETEMA SECONDARY	3	60	28	46.7	29	15	51.7	27	0	19	70.4
	921111115	7144161	THABANG SECONDARY	2	18	14	77.8	9	9	100.0	14	4	8	57.1
	906111559	7142112	TIELELO SECONDARY SCHOOL	1				32	27	84.4	69	0	61	88.4
	921121471	7122142	TJITJILA SECONDARY	2	50	41	82.0	32	21	65.6	63	0	40	63.5
	921141321	7114151	TLOU MATLALA SECONDARY	2	14	12	85.7	15	14	93.3	28	0	16	57.1
	922251984	7113166	TSHEBEDI JUNIOR SECONDARY	2	16	4	25.0	17	9	52.9	17	0	4	23.5
	906111788	7143174	TSHIRELETSO SECONDARY	2	26	21	80.8	30	18	60.0	52	12	19	36.5
	910131775	7132113	ULANDO COMBINED	1	21	19	90.5	24	5	20.8	48	22	17	35.4
	981104502	7135115	VINGERKRAAL SECONDARY SCHOOL	1	7	6	85.7	13	12	92.3	21	2	15	71.4
	906121549	7125143	WATERBERG HIGH	5	96	96	100.0	90	90	100.0	109	0	108	99.1
	906121556	7125144	WEENEN COMBINED	1	41	22	53.7	55	27	49.1	23	0	16	69.6

Mpumalanga



District Name	EMIS No	Centre No	Centre Name	Quintile	2013			2014			2015			
					Wrote	Achieved	% Achieved	Wrote	Achieved	% Achieved	Wrote	No Progressed	Achieved	% Achieved
BOHLABELA	800034962	6415792	ACORNHOEK ACADEMY SCHOOL	-	145	114	78.6	102	87	85.3	145	0	113	77.9
	800034879	6415508	ALFRED MATSHINE COMMERCIAL SCHOOL	1	112	87	77.7	95	70	73.7	128	0	81	63.3
	800034907	6415602	BABINATAU SENIOR SECONDARY SCHOOL	1	21	15	71.4	21	12	57.1	23	0	16	69.6
	800035049	6436510	BAKUTSWE HIGH SCHOOL	1	24	22	91.7	35	33	94.3	46	0	43	93.5
	800034880	6415509	BEN MATLOSHE HIGH SCHOOL	1	17	16	94.1	25	22	88.0	20	0	20	100.0
	800034881	6415506	BEN W MASHEGO SECONDARY SCHOOL	1	33	13	39.4	18	18	100.0	27	26	26	96.3
	800035148	6426302	BOMBANI SENIOR SECONDARY SCHOOL	1	103	78	75.7	84	45	53.6	82	0	70	85.4
	800035180	6436701	BONDZENI HIGH SCHOOL	1	60	41	68.3	31	26	83.9	41	0	33	80.5
	800035181	6436709	BUNNY KHOSA HIGH SCHOOL	1	178	106	59.6	125	111	88.8	124	0	93	75.0
	800035079	6426101	BUSHBUCKRIDGE SECONDARY SCHOOL	1	149	100	67.1	136	94	69.1	133	0	97	72.9
	800035091	6436603	CHAYAZA SECONDARY SCHOOL	1	117	95	81.2	99	82	82.8	172	0	116	67.4
	800035021	6415802	DAYIMANI HIGH SCHOOL	1	77	74	96.1	69	69	100.0	78	0	78	100.0
	800035121	6426204	DITAU SECONDARY SCHOOL	2	137	73	53.3	119	67	56.3	96	0	37	38.5
	800035082	6426104	DIWITI SECONDARY SCHOOL	1	29	18	62.1	19	10	52.6	24	6	5	20.8
	800035022	6415803	DLUMANA HIGH SCHOOL	1	66	53	80.3	50	37	74.0	51	0	29	56.9
	800035092	6436601	DUMISANI HIGH SCHOOL	1	166	160	96.4	163	125	76.7	138	0	117	84.8
	800035150	6426310	DUMPHIES COMBINED SCHOOL	1	38	26	68.4	49	26	53.1	57	0	44	77.2
	800035122	6426207	E S MALELE SECONDARY SCHOOL	1	29	12	41.4	19	7	36.8	22	0	10	45.5
	800035151	6426312	ERIC NXUMALO HIGH SCHOOL	1	167	88	52.7	120	95	79.2	160	0	104	65.0
	800035023	6415801	FRANK MAGHINYANA HIGH SCHOOL	1	149	138	92.6	163	118	72.4	155	1	139	89.7
	800034939	6426007	FREDDY SITHOLE HIGH SCHOOL	1	113	97	85.8	114	103	90.4	146	12	126	86.3
	800034966	6415704	GERMANS CHILOANE HIGH SCHOOL	1	87	55	63.2	114	43	37.7	147	79	50	34.0
	800035093	6436609	GEZINGQONDO SECONDARY SCHOOL	1	34	19	55.9	47	30	63.8	41	0	28	68.3
	800035154	6426309	GODIDE HIGH SCHOOL	1	39	29	74.4	39	27	69.2	64	14	39	60.9
800035053	6436509	HALEMELA SECONDARY SCHOOL	1	14	11	78.6	13	12	92.3	13	0	13	100.0	

District Name	EMIS No	Centre No	Centre Name	Quintile	2013			2014			2015			
					Wrote	Achieved	% Achieved	Wrote	Achieved	% Achieved	Wrote	No Progressed	Achieved	% Achieved
BOHLABELA	800035189	6436708	HLOMANI SECONDARY SCHOOL	1	159	90	56.6	86	78	90.7	121	5	97	80.2
	800028597	6436810	HLONG SECONDARY SCHOOL	2	92	45	48.9	80	26	32.5	51	0	42	82.4
	800034993	6436408	HOBO SECONDARY SCHOOL	1	40	33	82.5	30	13	43.3	36	0	21	58.3
	800035460	6415793	HOEDSPRUIT INDEPENDENT COLLEGE	-	62	55	88.7	49	41	83.7	52	0	43	82.7
	800005868	6436902	HOËRSKOOL LYDENBURG	5	206	205	99.5	153	153	100.0	176	0	176	100.0
	800005975	6436808	HOËRSKOOL SYBRAND VAN NIEKERK	5	123	123	100.0	109	108	99.1	112	0	112	100.0
	800034995	6436407	HOYOHYO SENIOR SECONDARY SCHOOL	2	36	23	63.9	70	35	50.0	45	0	33	73.3
	800035191	6436707	IAN MACKENZI HIGH SCHOOL	1	42	40	95.2	48	43	89.6	61	0	38	62.3
	800034996	6436406	JAMES KHOSA SENIOR SECONDARY SCHOOL	2	39	34	87.2	53	42	79.2	44	0	34	77.3
	800034857	6415491	JUBILEE ENGLISH MEDIUM SCHOOL	-	11	4	36.4	22	12	54.5	10	3	5	50.0
	800028605	6436802	KADISHI SECONDARY SCHOOL	2	59	36	61.0	37	36	97.3	49	0	38	77.6
	800034885	6415502	KELEDI SENIOR SECONDARY SCHOOL	1	67	36	53.7	25	25	100.0	69	69	42	60.9
	800035316	6436792	KHAYIMANI INDEPENDENT COLLEGE	-	81	57	70.4	64	37	57.8	32	10	25	78.1
	800034941	6426009	KUFAKWEZWE SECONDARY SCHOOL	1	38	36	94.7	30	30	100.0	43	0	39	90.7
	800035057	6436508	L M MOKOENA HIGH SCHOOL	2	57	44	77.2	48	39	81.3	66	0	60	90.9
	800035058	6436507	LAMULELANI HIGH SCHOOL	2	67	34	50.7	58	25	43.1	22	0	19	86.4
	800034831	6425908	LANGA SECONDARY SCHOOL	1	118	89	75.4	68	37	54.4	83	14	77	92.8
	800035613	6426209	LEADERS OF DESTINY	-	49	25	51.0	85	55	64.7	78	10	60	76.9
	800035125	6426206	LEHLASEDI HIGH SCHOOL	1	206	130	63.1	157	145	92.4	257	6	205	79.8
	800034859	6415401	LEKETE HIGH SCHOOL	1	108	89	82.4	77	70	90.9	124	24	100	80.6
	800034860	6415402	LETHIPELE SENIOR SECONDARY SCHOOL	1	58	34	58.6	57	32	56.1	43	0	32	74.4
	800035127	6426202	LETSHELE SENIOR SECONDARY SCHOOL	1	139	67	48.2	146	106	72.6	143	8	115	80.4
	800028613	6436809	LM KGANANE SECONDARY SCHOOL	1	106	89	84.0	72	52	72.2	92	20	69	75.0
	800035195	6436706	LUKA HIGH SCHOOL	1	108	70	64.8	52	38	73.1	75	1	64	85.3

District Name	EMIS No	Centre No	Centre Name	Quintile	2013			2014			2015			
					Wrote	Achieved	% Achieved	Wrote	Achieved	% Achieved	Wrote	No Progressed	Achieved	% Achieved
BOHLABELA	800035098	6436608	M L NKUNA HIGH SCHOOL	2	124	75	60.5	133	121	91.0	183	0	147	80.3
	800034861	6415403	MAAKERE HIGH SCHOOL	1	60	22	36.7	84	31	36.9	100	53	23	23.0
	800035196	6436705	MABARHULE HIGH SCHOOL	1	91	78	85.7	51	51	100.0	150	4	126	84.0
	800034832	6425902	MACHAYE SENIOR SECONDARY SCHOOL	1	31	27	87.1	34	26	76.5	39	0	26	66.7
	800035197	6436704	MADIBA HIGH SCHOOL	1	68	48	70.6	46	33	71.7	89	0	63	70.8
	800034915	6415603	MADIZI SECONDARY SCHOOL	1	70	41	58.6	48	36	75.0	76	0	68	89.5
	800035198	6436703	MADLALA HIGH SCHOOL	1	93	81	87.1	106	87	82.1	153	1	124	81.0
	800035099	6436607	MADZUMA HIGH SCHOOL	1	81	62	76.5	62	55	88.7	71	0	46	64.8
	800035157	6426305	MAFEMANI NXUMALO SECONDARY SCHOOL	1	115	98	85.2	108	92	85.2	128	0	119	93.0
	800035083	6426103	MAGABOTSE SECONDARY SCHOOL	2	65	50	76.9	57	31	54.4	66	4	46	69.7
	800035158	6426308	MAGIGWANA SECONDARY SCHOOL	1	74	72	97.3	133	127	95.5	203	0	193	95.1
	800034971	6415706	MAGWAGWAZA SECONDARY SCHOOL	1	99	64	64.6	108	64	59.3	113	0	99	87.6
	800034972	6415701	MAHASHE SECONDARY SCHOOL	1	121	69	57.0	132	78	59.1	84	0	76	90.5
	800035027	6415809	MAHLALE HIGH SCHOOL	1	185	140	75.7	240	221	92.1	124	0	108	87.1
	800035160	6426307	MAHUVUO SECONDARY SCHOOL	1	78	39	50.0	53	50	94.3	56	56	45	80.4
	800034892	6415501	MAKATA HIGH SCHOOL	1	37	30	81.1	28	14	50.0	35	0	31	88.6
	800035100	6436606	MAKHOSANA MANZINI HIGH SCHOOL	1	122	92	75.4	170	137	80.6	183	0	151	82.5
	800028621	6436805	MAKUKU SECONDARY SCHOOL	2	52	21	40.4	46	32	69.6	50	7	31	62.0
	800035161	6426306	MALAMULE HIGH SCHOOL	1	46	38	82.6	48	34	70.8	81	24	52	64.2
	800035063	6436506	MALAVUTELA SECONDARY SCHOOL	2	23	20	87.0	21	19	90.5	40	0	34	85.0
	800035101	6436605	MANDONDO HIGH SCHOOL	1	120	77	64.2	100	87	87.0	133	20	92	69.2
	800034834	6425901	MANUKUSE HIGH SCHOOL	1	81	47	58.0	98	68	69.4	129	0	90	69.8
	800035031	6415808	MANYANGANA HIGH SCHOOL	1	77	76	98.7	95	94	98.9	103	0	88	85.4
	800034976	6415702	MAPHUTHADITSHABA SECONDARY SCHOOL	1	52	47	90.4	53	38	71.7	40	0	39	97.5
800035065	6426107	MARCIA MOKOENA SECONDARY SCHOOL	1	24	20	83.3	17	10	58.8	16	0	15	93.8	

District Name	EMIS No	Centre No	Centre Name	Quintile	2013			2014			2015			
					Wrote	Achieved	% Achieved	Wrote	Achieved	% Achieved	Wrote	No Progressed	Achieved	% Achieved
BOHLABELA	800034865	6415404	MARIPE SENIOR SECONDARY SCHOOL	1	182	110	60.4	143	76	53.1	83	0	68	81.9
	800034943	6426006	MASANA SECONDARY SCHOOL	2	113	104	92.0	134	127	94.8	153	0	146	95.4
	800012898	6436903	MASHISHING SECONDARY SCHOOL	3	129	68	52.7	88	79	89.8	138	0	104	75.4
	800034944	6426108	MASILELA SECONDARY SCHOOL	1	72	63	87.5	52	46	88.5	104	0	19	18.3
	800034917	6415604	MASINGITANA SECONDARY SCHOOL	1	61	52	85.2	42	37	88.1	73	0	65	89.0
	800035005	6436405	MATHIBELA HIGH SCHOOL	2	47	21	44.7	37	31	83.8	53	0	40	75.5
	800035067	6436504	MATHIPE HIGH SCHOOL	2	36	20	55.6	39	19	48.7	38	0	32	84.2
	800034896	6415507	MATHUKWANE SECONDARY SCHOOL	1	33	33	100.0	40	40	100.0	32	31	8	25.0
	800034837	6425903	MAWEWE HIGH SCHOOL	1	52	35	67.3	61	35	57.4	78	0	66	84.6
	800035106	6436604	MBHANDULE SECONDARY SCHOOL	1	40	13	32.5	28	14	50.0	21	4	17	81.0
	800035006	6436404	MCHAKA HIGH SCHOOL	1	45	28	62.2	36	34	94.4	43	0	30	69.8
	800035034	6415807	MDLULI HIGH SCHOOL	1	131	93	71.0	157	150	95.5	147	2	136	92.5
	800013995	6436801	MEMEZILE SECONDARY SCHOOL	1	90	65	72.2	79	56	70.9	46	7	44	95.7
	800034919	6415609	MHLANGANA SECONDARY SCHOOL	1	93	68	73.1	39	33	84.6	61	0	59	96.7
	800035108	6436602	MKHUKHUMBA SECONDARY SCHOOL	1	59	31	52.5	27	19	70.4	40	23	37	92.5
	800034947	6426005	MKHWEYANTABA HIGH SCHOOL	1	44	40	90.9	50	44	88.0	75	0	58	77.3
	800035069	6426106	MMABATHO MOKOENA SECONDARY SCHOOL	1	26	20	76.9	17	9	52.9	32	4	27	84.4
	800035133	6426201	MMASEKOBÉ SECONDARY SCHOOL	1	23	22	95.7	19	12	63.2	33	0	11	33.3
	800035008	6436403	MOGOROSHI SECONDARY SCHOOL	2	86	52	60.5	47	29	61.7	100	0	49	49.0
	800034869	6415407	MOHOLOHOLO HIGH SCHOOL	1	64	35	54.7	39	21	53.8	34	6	27	79.4
	800035407	6426010	MONAREDIRA PRIVATE COLLEGE	-	104	68	65.4	101	80	79.2	126	0	101	80.2
	800034921	6415605	MOSES MNISI HIGH SCHOOL	1	114	93	81.6	137	130	94.9	121	0	119	98.3
	800034900	6415505	MOSETERATA SECONDARY SCHOOL	1	42	18	42.9	22	21	95.5	67	62	39	58.2
	800034901	6415504	MOSIPA SECONDARY SCHOOL	1	77	65	84.4	38	37	97.4	107	0	91	85.0
800035037	6415806	MUGENA HIGH SCHOOL	1	252	229	90.9	218	208	95.4	242	18	165	68.2	

District Name	EMIS No	Centre No	Centre Name	Quintile	2013			2014			2015			
					Wrote	Achieved	% Achieved	Wrote	Achieved	% Achieved	Wrote	No Progressed	Achieved	% Achieved
BOHLABELA	800034950	6426004	MZANGEDWA SECONDARY SCHOOL	1	39	29	74.4	66	47	71.2	70	0	37	52.9
	800034839	6425904	MZILA SECONDARY SCHOOL	1	49	39	79.6	37	36	97.3	59	0	56	94.9
	800035167	6426301	MZIMBA SECONDARY SCHOOL	1	81	47	58.0	60	27	45.0	51	0	47	92.2
	800034873	6415405	N P MATHABELA SECONDARY SCHOOL	1	66	30	45.5	45	29	64.4	42	13	32	76.2
	800034951	6426001	NDLAMAKHOSI SECONDARY SCHOOL	1	69	52	75.4	66	52	78.8	57	0	43	75.4
	800035163	6426303	NGHUNGHUNYANA SECONDARY SCHOOL	1	47	31	66.0	36	27	75.0	37	0	36	97.3
	800035086	6426102	NGWARITSANE SECONDARY SCHOOL	1	158	111	70.3	104	50	48.1	176	16	70	39.8
	800034981	6415703	NKOTOBONA HIGH SCHOOL	1	105	62	59.0	81	61	75.3	63	8	32	50.8
	800034842	6425905	NYAMANDE HIGH SCHOOL	1	55	23	41.8	29	27	93.1	34	0	30	88.2
	800035041	6415805	NYAMAZANE SCHOOL	1	94	56	59.6	90	74	82.2	118	0	75	63.6
	800035169	6426311	ORHOVELANI HIGH SCHOOL	2	310	284	91.6	307	238	77.5	403	0	306	75.9
	800032631	6436804	PANORAMA SECONDARY SCHOOL	4	22	20	90.9	16	14	87.5	22	0	16	72.7
	800034926	6415601	PHENDULANE SECONDARY SCHOOL	1	170	87	51.2	45	31	68.9	129	26	66	51.2
	800035209	6436702	PHULANI HIGH SCHOOL	1	44	38	86.4	23	23	100.0	58	0	30	51.7
	800028654	6436806	PILGRIMS REST CITY SECONDARY	2	19	16	84.2	15	15	100.0	20	8	18	90.0
	800034875	6415406	PULEDI SECONDARY SCHOOL	1	85	43	50.6	60	42	70.0	54	0	40	74.1
	800034954	6426003	QOKISO SENIOR SECONDARY SCHOOL	1	70	51	72.9	118	78	66.1	114	0	66	57.9
	800034903	6415503	RETI SECONDARY SCHOOL	1	67	23	34.3	30	20	66.7	41	0	24	58.5
	800035073	6436502	RINDZANI SENIOR SECONDARY SCHOOL	2	51	41	80.4	47	41	87.2	48	0	46	95.8
	800034929	6415606	SEHLAKABJE HIGH SCHOOL	1	56	43	76.8	43	24	55.8	35	0	28	80.0
800035143	6426203	SEKHUKHUSA SENIOR SCHOOL	1	40	29	72.5	51	40	78.4	56	1	52	92.9	
800028639	6436807	SEKWAI SECONDARY SCHOOL	2	80	52	65.0	61	35	57.4	67	41	49	73.1	
800035144	6426205	SERISHA SECONDARY SCHOOL	2	47	20	42.6	27	14	51.9	18	0	18	100.0	
800035017	6436402	SHANKE SENIOR SECONDARY SCHOOL	2	74	73	98.6	83	75	90.4	88	0	80	90.9	

District Name	EMIS No	Centre No	Centre Name	Quintile	2013			2014			2015			
					Wrote	Achieved	% Achieved	Wrote	Achieved	% Achieved	Wrote	No Progressed	Achieved	% Achieved
BOHLABELA	800034985	6415705	SHOBIYANA SENIOR SECONDARY SCHOOL	1	155	150	96.8	116	99	85.3	129	2	97	75.2
	800034957	6426011	SIBOYIYE COMBINED SCHOOL	1				16	15	93.8	34	0	22	64.7
	800035076	6436501	SKAPANDODA MASHABIYA SECONDARY SCHOOL	2	57	32	56.1	32	27	84.4	35	0	30	85.7
	800001164	6436901	SKHILA SECONDARY SCHOOL	2	45	35	77.8	68	62	91.2	45	0	45	100.0
	800035045	6415804	SOKISI HIGH SCHOOL	1	97	94	96.9	71	67	94.4	84	0	80	95.2
	800034959	6426008	SOSHANGANE HIGH SCHOOL	1	109	91	83.5	99	90	90.9	89	0	80	89.9
	800035508	6415510	ST GEORGE HIGH SCHOOL	-	17	17	100.0	18	17	94.4	21	0	17	81.0
	800035018	6436401	TAMAJANE SENIOR SECONDARY SCHOOL	2	65	25	38.5	52	19	36.5	56	1	42	75.0
	800034932	6415607	THEPANG CHILOANE SECONDARY SCHOOL	1	46	31	67.4	49	28	57.1	58	0	43	74.1
	800034933	6415608	TLADISHI HIGH SCHOOL	1	102	60	58.8	137	63	46.0	44	0	38	86.4
	800035635	6415810	TLHAVEKISA SECONDARY SCHOOL	1							53	0	48	90.6
	0	6426109	WEM BUSHBUCKRIDGE	-	42	32	76.2	39	31	79.5	43	0	32	74.4
	800035119	6436691	WEM MKHUHLU SCHOOL	-	64	48	75.0	45	43	95.6	52	0	50	96.2
	800034988	6415791	WEM SCHOOL - ACCORNHOEK	-	15	13	86.7	13	12	92.3	26	0	26	100.0
	800034848	6425906	XANTHIA HIGH SCHOOL	1	65	44	67.7	51	29	56.9	70	44	61	87.1
	800034849	6425907	XIMOYI KHOSA HIGH SCHOOL	1	86	85	98.8	101	99	98.0	133	0	129	97.0
EHLANZENI	800030452	6241992	ACEK ACADEMY	-	160	137	85.6	162	124	76.5	141	7	109	77.3
	800035502	6283190	ADVISORY PROGRESSIVE COLLEGE	-	31	17	54.8	57	36	63.2	42	0	37	88.1
	800034815	6242392	ANGELS PARK ACADEMY	-	43	24	55.8	50	41	82.0	56	0	38	67.9
	800000653	6282902	BARBERTON COMBINED SCHOOL	4	45	39	86.7	35	29	82.9	48	2	45	93.8
	800035518	6262692	BEACON COLLEGE	-	41	41	100.0	61	50	82.0	81	0	75	92.6
	800001065	6242204	BHEKISWAKO SECONDARY SCHOOL	2	135	110	81.5	114	81	71.1	123	0	90	73.2
	800001404	6283007	BONGINHLANHLA SECONDARY SCHOOL	2	155	101	65.2	156	56	35.9	129	10	63	48.8
	800001875	6262408	CAMALAZA SECONDARY SCHOOL	1	82	60	73.2	96	85	88.5	98	7	87	88.8
	800030338	6283191	CEFUPS ACADEMY	-	295	279	94.6	224	172	76.8	147	0	112	76.2
	800002063	6283002	CHIEF CHARLES SECONDARY SCHOOL	1	68	46	67.6	43	23	53.5	74	21	27	36.5

District Name	EMIS No	Centre No	Centre Name	Quintile	2013			2014			2015			
					Wrote	Achieved	% Achieved	Wrote	Achieved	% Achieved	Wrote	No Progressed	Achieved	% Achieved
EHLANZENI	800034505	6282903	CHIEF FUNWAKO SECONDARY SCHOOL	2	92	78	84.8	128	80	62.5	99	0	69	69.7
	800002303	6283102	CYRIL CLARKE SECONDARY SCHOOL	2	71	56	78.9	69	61	88.4	81	6	75	92.6
	800029322	6262809	DD MABUZA COMPREHENSIVE SCHOOL	1	76	75	98.7	73	58	79.5	99	0	80	80.8
	800002758	6262802	DLAMADODA SECONDARY SCHOOL	1	78	68	87.2	65	55	84.6	101	0	96	95.0
	800002824	6262405	DRIEKOPPIES COMBINED SCHOOL	1	121	117	96.7	120	113	94.2	153	0	142	92.8
	800035511	6283197	EDGEVIEW ACADEMY	-	45	26	57.8	47	34	72.3	37	2	33	89.2
	800003178	6283305	EJ SINGWANE SECONDARY SCHOOL	2	111	88	79.3	88	68	77.3	159	30	85	53.5
	800035463	6242294	ELEPHANT PRIVATE SCHOOL	-	80	61	76.3	62	42	67.7	68	5	38	55.9
	800003574	6282901	EMJINDINI SECONDARY SCHOOL	3	131	106	80.9	126	92	73.0	211	39	147	69.7
	800002949	6241901	FUNDINJOBO SECONDARY SCHOOL	2	110	108	98.2	161	141	87.6	147	24	132	89.8
	800004424	6262801	GEBHUZA SECONDARY SCHOOL	1	115	101	87.8	74	70	94.6	133	0	115	86.5
	800004432	6283301	GEDLEMBANE SECONDARY SCHOOL	2	144	71	49.3	91	72	79.1	68	18	59	86.8
	800004861	6241904	GUDUZA SECONDARY SCHOOL	3	74	67	90.5	77	73	94.8	96	9	79	82.3
	800029173	6242210	HAZYVIEW COMPREHENSIVE SCHOOL	2	136	103	75.7	128	95	74.2	115	12	95	82.6
	800035501	6242295	HAZYVIEW PRIVATE COLLEGE	-	117	58	49.6	38	32	84.2	39	0	27	69.2
	800003921	6283303	HILLARIA MTHETHWA SECONDARY SCHOOL	2	143	111	77.6	142	101	71.1	121	0	94	77.7
	800005314	6242302	HLANGANANI SECONDARY SCHOOL	2	45	45	100.0	84	55	65.5	67	0	64	95.5
	800005710	6282904	HOËRSKOOL BARBERTON	4	108	105	97.2	118	113	95.8	124	0	121	97.6
	800005744	6283103	HOËRSKOOL BERGVLAM	5	163	162	99.4	194	193	99.5	186	0	186	100.0
	800005884	6283101	HOËRSKOOL NELSPRUIT	5	230	230	100.0	230	230	100.0	251	0	251	100.0
800005934	6242308	HOËRSKOOL ROB FERREIRA	5	155	154	99.4	156	149	95.5	133	6	132	99.2	
800032870	6262811	IDLANGEMABALA SECONDARY SCHOOL	1	75	67	89.3	75	55	73.3	170	0	102	60.0	
800006411	6262807	INKOMAZI SECONDARY SCHOOL	2	171	166	97.1	244	215	88.1	196	12	182	92.9	

District Name	EMIS No	Centre No	Centre Name	Quintile	2013			2014			2015			
					Wrote	Achieved	% Achieved	Wrote	Achieved	% Achieved	Wrote	No Progressed	Achieved	% Achieved
EHLANZENI	800006478	6242205	INKUNZI SECONDARY SCHOOL	2	126	80	63.5	78	64	82.1	150	0	132	88.0
	800006957	6242301	JACOB MDLULI SECONDARY SCHOOL	2	52	45	86.5	54	39	72.2	66	6	52	78.8
	800007039	6247004	JERUSALEM SECONDARY SCHOOL	2				74	61	82.4	69	5	61	88.4
	800034157	6262409	JOSEPH MATSEBULA SCHOOL	1	91	85	93.4	119	98	82.4	95	4	93	97.9
	800007336	6282905	KAMHOLA SECONDARY SCHOOL	3	236	146	61.9	279	147	52.7	226	70	130	57.5
	800007575	6283004	KHALIPHANI SECONDARY SCHOOL	3	103	94	91.3	100	83	83.0	163	0	129	79.1
	800007633	6247002	KHANYISANI SECONDARY	2				89	82	92.1	119	0	103	86.6
	800002774	6242206	KHETSALWATI SECONDARY SCHOOL	1	99	83	83.8	72	45	62.5	104	16	73	70.2
	800007781	6262701	KHULA SECONDARY SCHOOL	2	126	116	92.1	161	142	88.2	168	15	149	88.7
	800007872	6242303	KHUMBULA SECONDARY SCHOOL	2	46	38	82.6	38	36	94.7	69	0	65	94.2
	800008607	6241908	KHUTSALANI SECONDARY SCHOOL	3	187	183	97.9	143	142	99.3	216	0	212	98.1
	800009316	6262707	KOMATIPOORT AKADEMIE	5	35	32	91.4	30	29	96.7	40	0	38	95.0
	800029942	6242391	LAEVELD AKADEMIE	-				5	5	100.0	2	0	2	100.0
	800009795	6262702	LAMBALATI SECONDARY SCHOOL	1	65	59	90.8	134	123	91.8	209	13	154	73.7
	800010124	6283001	LEKAZI SECONDARY SCHOOL	2	157	145	92.4	176	151	85.8	214	3	158	73.8
	800010413	6283304	LIHAWU SECONDARY SCHOOL	2	150	126	84.0	168	138	82.1	172	5	138	80.2
	800003038	6262502	LOMAHASHA SECONDARY SCHOOL	1	79	70	88.6	58	57	98.3	78	0	73	93.6
	800030635	6283203	LOUIEVILLE COMBINED SCHOOL	1	31	26	83.9	29	24	82.8	49	5	38	77.6
	800010710	6262403	LOVUNYWA SECONDARY SCHOOL	1	197	185	93.9	177	148	83.6	196	22	165	84.2
	800010736	6283105	LOWVELD HIGH SCHOOL	5	229	225	98.3	231	218	94.4	228	10	214	93.9
	800010751	6262509	LUBOMBO SECONDARY SCHOOL	1	47	37	78.7	80	65	81.3	97	0	76	78.4
	800010785	6262602	LUGEBHUTA SECONDARY SCHOOL	2	160	151	94.4	181	156	86.2	191	0	173	90.6
	800010868	6247007	LUNGISANI SECONDARY	2				105	98	93.3	164	42	153	93.3
800011676	6262605	MAHLATSI SECONDARY SCHOOL	2	203	181	89.2	212	151	71.2	173	0	142	82.1	

District Name	EMIS No	Centre No	Centre Name	Quintile	2013			2014			2015			
					Wrote	Achieved	% Achieved	Wrote	Achieved	% Achieved	Wrote	No Progressed	Achieved	% Achieved
EHLANZENI	800011734	6262805	MAHUSHE SECONDARY SCHOOL	3	167	152	91.0	124	120	96.8	184	0	159	86.4
	800012179	6262708	MAMBANE SECONDARY SCHOOL	1	169	154	91.1	158	143	90.5	304	21	233	76.6
	800005330	6283306	MANDLESIVE SECONDARY SCHOOL	1	118	86	72.9	79	65	82.3	93	10	78	83.9
	800012443	6262404	MANZOLWANDLE SECONDARY SCHOOL	1	175	145	82.9	91	83	91.2	122	9	115	94.3
	800013011	6283201	MASITAKHE SECONDARY SCHOOL	3	133	121	91.0	151	128	84.8	143	8	133	93.0
	800004366	6283194	MATHEWS PHOSA COLLEGE	-	63	63	100.0	50	48	96.0	55	0	55	100.0
	800013565	6283006	MAYIBUYE SECONDARY SCHOOL	3	157	80	51.0	154	93	60.4	104	4	94	90.4
	800013649	6262406	MBAMBISO SECONDARY SCHOOL	1	183	172	94.0	196	183	93.4	147	0	144	98.0
	800013722	6262505	MBHUDULA SECONDARY SCHOOL	1	100	55	55.0	61	28	45.9	74	0	51	68.9
	800013730	6262506	MBHUNU SECONDARY SCHOOL	3	97	82	84.5	105	80	76.2	155	5	130	83.9
	800013755	6262710	MBOMBO COMBINED SCHOOL	2	46	34	73.9	45	37	82.2	68	3	53	77.9
	800013805	6241902	MBUYANE SECONDARY SCHOOL	2	86	62	72.1	83	64	77.1	93	41	65	69.9
	800013847	6262512	MC ZITHA PRIMARY SCHOOL	1	111	94	84.7	61	55	90.2	116	0	86	74.1
	800013920	6262507	MDZABU SECONDARY SCHOOL	1	74	57	77.0	72	55	76.4	76	0	59	77.6
	800026344	6262402	MDZILI SECONDARY SCHOOL	1	64	54	84.4	58	57	98.3	69	0	69	100.0
	800013961	6262703	MEHLOBOVU SECONDARY SCHOOL	2	106	103	97.2	101	98	97.0	169	0	164	97.0
	800030593	6242390	METROPOLITAN COLLEGE	-	474	398	84.0	393	305	77.6	303	5	280	92.4
	800014100	6262706	MGUBHO COMBINED SCHOOL	2	92	64	69.6	101	82	81.2	134	13	85	63.4
	800034165	6241910	MHLUME SECONDARY SCHOOL	2	120	104	86.7	85	65	76.5	109	32	85	78.0
	800014365	6262709	MJOKWANE SECONDARY SCHOOL	2	236	231	97.9	198	194	98.0	289	31	253	87.5
800014761	6242307	MNTUNGWA SECONDARY SCHOOL	2	60	55	91.7	52	45	86.5	64	18	56	87.5	
800015768	6247008	MSHADZA SECONDARY SCHOOL	2				133	109	82.0	234	0	170	72.6	
800015883	6283302	MTHOMBO SECONDARY SCHOOL	2	81	49	60.5	34	30	88.2	68	20	61	89.7	

District Name	EMIS No	Centre No	Centre Name	Quintile	2013			2014			2015			
					Wrote	Achieved	% Achieved	Wrote	Achieved	% Achieved	Wrote	No Progressed	Achieved	% Achieved
EHLANZENI	800030361	6262604	MTIMANDZE SECONDARY SCHOOL	2	136	119	87.5	101	96	95.0	172	0	155	90.1
	800016287	6283009	NCAKINI SECONDARY SCHOOL	2	205	161	78.5	150	120	80.0	203	0	106	52.2
	800016410	6262813	NDINDANE COMBINED	1	41	30	73.2	22	22	100.0	50	0	47	94.0
	800034633	6262608	NDLELA HIGH SCHOOL	2	204	131	64.2	117	77	65.8	133	0	121	91.0
	800030064	6283195	NELSPRUIT PRIVATE COLLEGE	-	35	32	91.4	70	66	94.3	105	3	90	85.7
	800034635	6242309	NGAZI NDHLOVU SECONDARY SCHOOL	2	53	42	79.2	64	46	71.9	57	7	52	91.2
	800016790	6241903	NGODINI SECONDARY SCHOOL	3	122	91	74.6	119	91	76.5	127	24	106	83.5
	800035379	6262492	NHANYANE SECONDARY SCHOOL	2	131	87	66.4	94	85	90.4	97	0	89	91.8
	800030478	6262812	NJ MAHLANGU SECONDARY SCHOOL	2	49	43	87.8	35	32	91.4	66	1	62	93.9
	800026393	6262607	NJEYEZA SECONDARY SCHOOL	2	195	180	92.3	194	162	83.5	195	0	177	90.8
	800030015	6242291	NOAH'S ARK PRIVATE COLLEGE	-	68	52	76.5	70	47	67.1	43	0	39	90.7
	800017350	6262504	NTIYI SECONDARY SCHOOL	1	47	33	70.2	66	45	68.2	81	46	41	50.6
	800018200	6242305	PHATFWA SECONDARY SCHOOL	2	59	54	91.5	78	66	84.6	91	0	65	71.4
	800034589	6247009	PHOLA SECONDARY	2				63	41	65.1	74	4	57	77.0
	800018424	6262501	PHUMULA SECONDARY SCHOOL	1	90	34	37.8	55	31	56.4	52	3	38	73.1
	800018721	6262711	PROFESSOR SS REPINGA COMBINED SCHOOL	1				22	20	90.9	40	6	30	75.0
	800035312	6242292	ROYAL HIGH SCHOOL	-	37	31	83.8	40	26	65.0	97	0	58	59.8
	800031070	6283307	SABANE SECONDARY SCHOOL	1	48	45	93.8	91	76	83.5	97	7	78	80.4
	800019729	6247006	SAKHILE SECONDARY SCHOOL	2				48	41	85.4	69	0	63	91.3
	800019802	6262508	SAMORA MACHEL SECONDARY SCHOOL	1	188	140	74.5	159	99	62.3	196	29	119	60.7
800020495	6262803	SHAYAZA COMBINED SCHOOL	1	54	54	100.0	70	70	100.0	119	0	112	94.1	
800020511	6262804	SHINYUKANE SECONDARY SCHOOL	1	68	53	77.9	62	62	100.0	104	0	100	96.2	
800020651	6241905	SIBHULO SECONDARY SCHOOL	1	81	72	88.9	109	90	82.6	143	1	90	62.9	
800020768	6242201	SIBUKOSETFU SECONDARY SCHOOL	2	107	94	87.9	112	91	81.3	140	7	128	91.4	

District Name	EMIS No	Centre No	Centre Name	Quintile	2013			2014			2015			
					Wrote	Achieved	% Achieved	Wrote	Achieved	% Achieved	Wrote	No Progressed	Achieved	% Achieved
EHLANZENI	800020784	6283202	SIBUSISIWE SECONDARY SCHOOL	3	119	103	86.6	100	86	86.0	133	0	132	99.2
	800034207	6283308	SICELOSETHU SECONDARY SCHOOL	1	35	32	91.4	89	81	91.0	85	1	82	96.5
	800020834	6262606	SIDLAMAFA SECONDARY SCHOOL	2	118	101	85.6	128	110	85.9	85	0	82	96.5
	800020875	6283010	SIDUNGENI SECONDARY SCHOOL	1	54	53	98.1	97	95	97.9	119	0	75	63.0
	800020958	6262808	SIGWEJE SECONDARY SCHOOL	2	63	48	76.2	70	55	78.6	120	0	105	87.5
	800021071	6262806	SIKHWHLANE SECONDARY SCHOOL	1	123	120	97.6	114	114	100.0	131	0	127	96.9
	800021105	6241906	SILIGANE SECONDARY SCHOOL	2	58	51	87.9	50	46	92.0	129	0	73	56.6
	800021204	6262705	SINCOBILE SECONDARY SCHOOL	1	112	101	90.2	115	112	97.4	166	19	145	87.3
	800034140	6242203	SIPHUMELELE SECONDARY SCHOOL	2	27	24	88.9	35	31	88.6	39	9	34	87.2
	800021352	6283205	SITFOKOTILE SECONDARY SCHOOL	3	120	74	61.7	105	78	74.3	92	0	69	75.0
	800021410	6283008	SITINTILE SECONDARY SCHOOL	3	223	191	85.7	132	129	97.7	232	13	205	88.4
	800022160	6262510	SOPHUNGANE COMBINED SCHOOL	1	114	112	98.2	118	117	99.2	123	0	120	97.6
	800022186	6262407	SOSHANGANE SECONDARY SCHOOL	1	172	153	89.0	136	118	86.8	137	24	130	94.9
	800031096	6283192	ST MARK'S SCHOOL	-	64	27	42.2	40	14	35.0	35	2	30	85.7
	800029314	6262503	STEENBOK SECONDARY SCHOOL	1	59	54	91.5	89	77	86.5	134	15	94	70.1
	800022509	6262603	SUIKERLAND SECONDARY SCHOOL	4	167	164	98.2	132	132	100.0	174	0	170	97.7
	800035644	6241995	THE OASIS COLLEGE	-				36	35	97.2	87	1	82	94.3
	800023119	6283003	THEMBEKA SECONDARY SCHOOL	2	94	89	94.7	151	81	53.6	181	14	132	72.9
	800023507	6283204	TIKHONTELE SECONDARY SCHOOL	3	111	90	81.1	158	123	77.8	221	0	146	66.1
	800023515	6262810	TIKHUNI SECONDARY SCHOOL	1	64	58	90.6	64	60	93.8	124	0	111	89.5
	800023564	6262601	TINHLOHHLA SECONDARY SCHOOL	1	109	105	96.3	147	135	91.8	166	0	150	90.4
	800035464	6242293	TWIN COLLEGE	-	74	60	81.1	46	39	84.8	85	10	58	68.2
	800035656	6282907	UMLALATI LEARNING CENTRE	-				6	5	83.3	7	0	6	85.7
800024521	6283104	VALENCIA COMBINED SCHOOL	4	83	72	86.7	71	57	80.3	80	15	75	93.8	

District Name	EMIS No	Centre No	Centre Name	Quintile	2013			2014			2015			
					Wrote	Achieved	% Achieved	Wrote	Achieved	% Achieved	Wrote	No Progressed	Achieved	% Achieved
EHLANZENI	800025007	6241907	VULINDLELA SECONDARY SCHOOL	3	87	57	65.5	108	81	75.0	97	14	74	76.3
	800045610	6282906	VUSELELA LEARNING CENTRE	-				11	9	81.8	18	0	12	66.7
	800035605	6283189	WATERSHED SECONDARY SCHOOL	-	14	7	50.0	22	16	72.7	25	1	19	76.0
	800025312	6241991	WEM KABOKWENI	-	157	118	75.2	83	59	71.1	106	5	70	66.0
	800025684	6283005	ZB KUNENE SECONDARY SCHOOL	3	88	69	78.4	113	84	74.3	136	3	81	59.6
	800025866	6262511	ZENZELE SECONDARY SCHOOL	1	111	76	68.5	93	78	83.9	115	0	104	90.4
	800035313	6241909	ZIKODZE SECONDARY SCHOOL	2	78	62	79.5	42	36	85.7	46	7	45	97.8
GERT SIBANDE	800000091	6191404	ALPHEUS D NKOSI SECONDARY SCHOOL	2	106	83	78.3	143	85	59.4	171	64	114	66.7
	800030445	6121005	AMADLELO ALUHLAZA SECONDARY SCHOOL	1	241	168	69.7	221	132	59.7	297	6	194	65.3
	800000398	6191805	AZALEA COMBINED SCHOOL	3	33	15	45.5	19	17	89.5	31	0	26	83.9
	800000620	6110403	BANTFWABETHU SECONDARY SCHOOL	1	106	82	77.4	114	71	62.3	126	14	69	54.8
	800028746	6120904	BEE MASEKO SECONDARY SCHOOL	1	26	23	88.5	36	35	97.2	60	14	48	80.0
	800001883	6120906	CAMDEN COMBINED SCHOOL	1	28	24	85.7	50	40	80.0	52	33	34	65.4
	800001909	6121007	CANA COMBINED SCHOOL	1	68	53	77.9	57	54	94.7	45	0	41	91.1
	800004481	6110204	CAROLINA AKADEMIESE SKOOL	4	52	42	80.8	48	40	83.3	40	0	35	87.5
	800001941	6110203	CAROLINA COMBINED SCHOOL	4	52	35	67.3	47	42	89.4	77	4	54	70.1
	800001990	6120807	CEBISA SECONDARY SCHOOL	2	104	49	47.1	65	52	80.0	87	13	60	69.0
	800009951	6191605	CHIEF AMPIE MAYISA SECONDARY SCHOOL	2	103	58	56.3	69	49	71.0	189	46	146	77.2
	800034586	6110308	CHIEF C J NKOSI SECONDARY SCHOOL	1	25	24	96.0	31	19	61.3	37	0	31	83.8
	800002071	6110405	CHIEF JERRY NKOSI SECONDARY SCHOOL	1	151	112	74.2	131	99	75.6	189	21	139	73.5
	800002097	6110302	CHIEF S W NHLAPHO SECONDARY SCHOOL	1	106	77	72.6	116	94	81.0	122	46	100	82.0
	800002105	6110502	CHIEF T D NKOSI SECONDARY SCHOOL	1	152	94	61.8	137	74	54.0	110	26	81	73.6
	800002766	6110106	DLOMODLOMO SECONDARY SCHOOL	1	177	157	88.7	118	108	91.5	204	2	176	86.3

District Name	EMIS No	Centre No	Centre Name	Quintile	2013			2014			2015			
					Wrote	Achieved	% Achieved	Wrote	Achieved	% Achieved	Wrote	No Progressed	Achieved	% Achieved
GERT SIBANDE	800003251	6110401	EKULINDENI SECONDARY SCHOOL	1	125	67	53.6	110	79	71.8	89	37	64	71.9
	800003384	6120907	ELANGWANE SECONDARY SCHOOL	1	111	91	82.0	135	74	54.8	189	32	98	51.9
	800026724	6110103	ENGABEZWENI SECONDARY SCHOOL	2	72	66	91.7	53	50	94.3	84	0	78	92.9
	800003764	6110510	ENKHANINI SECONDARY SCHOOL	1	48	36	75.0	59	33	55.9	51	16	42	82.4
	800003897	6120804	ERMELO COMBINED SCHOOL	5	23	21	91.3	24	20	83.3	23	4	18	78.3
	800003954	6120601	ESIBUSISWENI COMBINED SCHOOL	1	16	15	93.8	28	10	35.7	61	20	45	73.8
	800035528	6121210	EZAKHENI COMBINED SCHOOL	1	30	22	73.3	50	38	76.0	60	0	48	80.0
	800004465	6191301	GKOMBINEERDE SKOOL BALFOUR	4	40	37	92.5	53	51	96.2	46	5	40	87.0
	800005819	6191809	GEORGE HOFMEYER HIGH SCHOOL	-	8	8	100.0	7	7	100.0	6	0	6	100.0
	800004614	6120606	GLEN ELAND COMBINED SCHOOL	1	32	28	87.5	40	35	87.5	43	10	35	81.4
	800005116	6191505	HIGHVELD PARK HIGH SCHOOL	5	109	96	88.1	119	101	84.9	107	27	89	83.2
	800005132	6110408	HIGHVELD SECONDARY SCHOOL	1	123	121	98.4	164	157	95.7	129	0	122	94.6
	800005173	6110104	HLABANGEMEHLI SECONDARY SCHOOL	1	123	90	73.2	78	68	87.2	135	52	101	74.8
	800000190	6121105	HLELIMFUNDO SECONDARY SCHOOL	1	149	55	36.9	113	45	39.8	124	37	56	45.2
	800005785	6120803	HOËRSKOOL ERMELO	5	158	156	98.7	125	124	99.2	131	1	130	99.2
	800005793	6191501	HOËRSKOOL EVANDER	5	140	126	90.0	130	115	88.5	119	2	106	89.1
	800005835	6191401	HOËRSKOOL HOOGENHOUT	5	102	99	97.1	131	129	98.5	129	0	129	100.0
	800005892	6191604	HOËRSKOOL OOSTERLAND	5	129	114	88.4	133	112	84.2	95	6	87	91.6
	800005918	6121008	HOËRSKOOL PIET RETIEF	5	145	144	99.3	117	116	99.1	137	7	135	98.5
	800005942	6191602	HOËRSKOOL SECUNDA	5	181	181	100.0	172	168	97.7	194	2	190	97.9
800005959	6191807	HOËRSKOOL STANDERTON	4	131	129	98.5	153	151	98.7	134	1	133	99.3	
800005991	6121104	HOËRSKOOL VOLKSRUST	4	95	93	97.9	99	95	96.0	106	0	106	100.0	
800026625	6110409	HOLEKA SECONDARY SCHOOL	1	46	33	71.7	55	41	74.5	66	4	41	62.1	
800005587	6191702	HOLMDENE SECONDARY SCHOOL	1	36	19	52.8	36	9	25.0	63	15	27	42.9	

District Name	EMIS No	Centre No	Centre Name	Quintile	2013			2014			2015			
					Wrote	Achieved	% Achieved	Wrote	Achieved	% Achieved	Wrote	No Progressed	Achieved	% Achieved
GERT SIBANDE	800012401	6191402	IKHETHELO SECONDARY SCHOOL	2	219	179	81.7	154	128	83.1	255	16	198	77.6
	800005603	6191305	IM MANCHU SECONDARY SCHOOL	2	59	44	74.6	51	48	94.1	108	1	62	57.4
	800030502	6121209	INJABULO SCHOOL	1	48	24	50.0	41	25	61.0	90	3	54	60.0
	800035606	6121009	INQUBEKO SECONDARY SCHOOL	1	179	103	57.5	113	69	61.1	152	41	112	73.7
	800006510	6110101	INSIKA SECONDARY SCHOOL	1	80	73	91.3	89	79	88.8	138	11	103	74.6
	800006718	6191302	ISIFISOSETHU SECONDARY SCHOOL	2	66	35	53.0	51	32	62.7	170	67	49	28.8
	800006809	6120802	ITHAFA SECONDARY SCHOOL	2	124	67	54.0	120	67	55.8	194	142	80	41.2
	800006999	6191803	JANDRELL SECONDARY SCHOOL	1	85	63	74.1	76	65	85.5	83	26	67	80.7
	800007476	6121003	KEMP SIDING COMBINED SCHOOL	1	41	29	70.7	34	20	58.8	55	17	37	67.3
	800007773	6191806	KHULA SAKHILE SECONDARY SCHOOL	2	31	31	100.0	30	29	96.7	32	5	32	100.0
	800010207	6191802	KHUNJULIWE SECONDARY SCHOOL	3	157	120	76.4	63	56	88.9	116	0	114	98.3
	800006262	6110102	KHUZULWANDE SECONDARY SCHOOL	1	67	45	67.2	39	30	76.9	41	6	35	85.4
	800007997	6191503	KIRIYATSWANE SECONDARY SCHOOL	2	151	107	70.9	168	129	76.8	278	72	183	65.8
	800013433	6191507	KT TWALA SECONDARY SCHOOL	2	151	100	66.2	159	130	81.8	213	38	171	80.3
	800008581	6191504	KUSASALETHU SECONDARY SCHOOL	2	108	76	70.4	111	53	47.7	176	143	111	63.1
	800002378	6120901	KWADELA SECONDARY SCHOOL	1	63	41	65.1	67	43	64.2	62	25	44	71.0
	800008813	6121001	KWASHUKU SECONDARY SCHOOL	1	42	41	97.6	69	62	89.9	82	6	65	79.3
	800009779	6120706	LAKE CHRISSIE SECONDARY SCHOOL	2	43	28	65.1	44	29	65.9	62	9	42	67.7
	800004937	6120806	LIGBRON ACADEMY OF TECHNOLOGY	5	168	168	100.0	163	161	98.8	170	20	169	99.4
	800010397	6110303	LIGUGU SECONDARY SCHOOL	1	86	59	68.6	61	56	91.8	84	18	72	85.7
800010447	6110504	LILANGA SECONDARY SCHOOL	1	109	79	72.5	94	61	64.9	130	20	74	56.9	
800010496	6120805	LINDILE SECONDARY SCHOOL	2	175	122	69.7	160	104	65.0	218	96	116	53.2	
800010579	6110407	LITJELEMBUBE SECONDARY SCHOOL	1	145	127	87.6	128	99	77.3	179	48	127	70.9	

District Name	EMIS No	Centre No	Centre Name	Quintile	2013			2014			2015			
					Wrote	Achieved	% Achieved	Wrote	Achieved	% Achieved	Wrote	No Progressed	Achieved	% Achieved
GERT SIBANDE	800010884	6110301	LUSUSHWANA SECONDARY SCHOOL	1	72	59	81.9	47	40	85.1	59	0	50	84.7
	800011544	6110305	MAGOTSHWA SECONDARY SCHOOL	1	61	30	49.2	64	42	65.6	47	0	42	89.4
	800012609	6110107	MAQHAWUZELA COMBINED SCHOOL	1	65	52	80.0	56	47	83.9	59	7	48	81.4
	800013037	6120705	MASIZAKHE SECONDARY SCHOOL	2	110	99	90.0	171	153	89.5	144	21	132	91.7
	800013557	6110506	MAYFLOWER SECONDARY SCHOOL	1	202	183	90.6	157	128	81.5	199	0	154	77.4
	800013631	6110304	MBALENHLE SECONDARY SCHOOL	1	85	68	80.0	75	66	88.0	109	1	93	85.3
	800014027	6110507	METHULA SECONDARY SCHOOL	1	191	119	62.3	135	103	76.3	177	0	156	88.1
	800014464	6110105	MKOLISHI SECONDARY SCHOOL	1	92	79	85.9	106	79	74.5	120	29	82	68.3
	800014522	6120604	MLILO COMPREHENSIVE SCHOOL	1	56	50	89.3	32	29	90.6	51	6	45	88.2
	800004507	6120902	MORGENZON LANDBOU AKADEMIE	5	34	33	97.1	26	22	84.6	28	0	26	92.9
	800035651	6110109	MOUNTAIN VALLEY COLLEGE	-							35	0	20	57.1
	800026708	6110503	MP MAGAGULA SECONDARY SCHOOL	1	65	55	84.6	97	70	72.2	109	9	74	67.9
	800015701	6110508	MPULUZI SECONDARY SCHOOL	1	189	187	98.9	180	169	93.9	194	21	173	89.2
	800015792	6120603	MSINYANE SECONDARY SCHOOL	1	51	43	84.3	41	35	85.4	130	28	62	47.7
	800016154	6191403	MZINONI SECONDARY SCHOOL	2	75	56	74.7	115	49	42.6	159	85	92	57.9
	800016238	6121206	NALITHUBA SECONDARY SCHOOL	1	112	59	52.7	114	72	63.2	98	11	79	80.6
	800016469	6121002	NDLELA SECONDARY SCHOOL	1	406	260	64.0	496	313	63.1	632	77	382	60.4
	800016709	6120602	NGANANA SECONDARY SCHOOL	1	104	100	96.2	141	130	92.2	202	90	170	84.2
	800016758	6110402	NGILANDI SECONDARY SCHOOL	1	71	55	77.5	68	45	66.2	76	26	57	75.0
	800030221	6120905	NQOBANGOLWAZI SECONDARY SCHOOL	1	61	33	54.1	50	37	74.0	76	47	34	44.7
	800017327	6191306	NTHOROANE SECONDARY SCHOOL	2	31	25	80.6	38	33	86.8	62	18	52	83.9
800012617	6191506	OSIZWENI SECONDARY SCHOOL	4	133	82	61.7	138	93	67.4	145	8	82	56.6	
800017996	6121101	PERDEKOP AGRICULTURAL SCHOOL	1	10	7	70.0	10	7	70.0	17	0	16	94.1	

District Name	EMIS No	Centre No	Centre Name	Quintile	2013			2014			2015			
					Wrote	Achieved	% Achieved	Wrote	Achieved	% Achieved	Wrote	No Progressed	Achieved	% Achieved
GERT SIBANDE	800018523	6121004	PIET RETIEF COMBINED SCHOOL	1	37	27	73.0	40	28	70.0	38	2	33	86.8
	800018846	6121203	QEDELA SECONDARY SCHOOL	1	71	65	91.5	118	91	77.1	221	53	117	52.9
	800018929	6121102	QHUBULWAZI COMBINED SCHOOL	2	116	88	75.9	98	52	53.1	172	42	90	52.3
	800018952	6191701	QONDULWAZI SECONDARY SCHOOL	1	38	22	57.9	22	6	27.3	27	2	14	51.9
	800028779	6120801	REGGIE MASUKU SECONDARY SCHOOL	2	62	55	88.7	70	61	87.1	96	21	87	90.6
	800019380	6110505	REV SANKOSI SECONDARY SCHOOL	1	97	72	74.2	88	66	75.0	110	0	77	70.0
	800020263	6121202	SEME SECONDARY SCHOOL	1	90	60	66.7	92	65	70.7	170	84	86	50.6
	800020396	6191303	SETSHENG SECONDARY SCHOOL	2	25	18	72.0	25	20	80.0	65	25	36	55.4
	800021162	6110501	SIMTFOLILE SECONDARY SCHOOL	1	153	127	83.0	155	149	96.1	151	0	145	96.0
	800021238	6121204	SINETHEMBA SECONDARY SCHOOL	1	42	41	97.6	37	37	100.0	51	1	49	96.1
	800034585	6121205	SIPHOKUHLE SECONDARY SCHOOL	1	23	14	60.9	16	16	100.0	44	2	43	97.7
	800021345	6110404	SISUKUMILE SECONDARY SCHOOL	1	66	56	84.8	77	69	89.6	106	37	81	76.4
	800021451	6110306	SIYABONGA SECONDARY SCHOOL	1	132	99	75.0	80	74	92.5	103	0	98	95.1
	800021808	6191601	SIZWAKELE SECONDARY SCHOOL	2	148	113	76.4	97	65	67.0	143	10	119	83.2
	800022418	6191801	STANWEST COMBINED SCHOOL	4	38	37	97.4	37	36	97.3	48	4	47	97.9
	800035513	6110410	T C COLLEGE	-	14	10	71.4	23	9	39.1	13	2	10	76.9
	800022681	6110406	TAKHENI SECONDARY SCHOOL	2	141	122	86.5	182	146	80.2	164	2	147	89.6
	800023028	6120702	THE GEM COMBINED SCHOOL	1	52	30	57.7	34	31	91.2	47	6	41	87.2
	800023176	6191502	THISTLE GROVE COMBINED SCHOOL	4	80	63	78.8	94	78	83.0	113	1	77	68.1
	800023192	6191808	THOBELANI SECONDARY SCHOOL	2	190	131	68.9	115	92	80.0	120	23	92	76.7
800023275	6191606	THOMAS NHLABATHI SECONDARY SCHOOL	2	178	140	78.7	143	112	78.3	189	41	103	54.5	
800023457	6191804	THUTO-THEBE SECONDARY SCHOOL	2	61	53	86.9	59	52	88.1	59	2	55	93.2	
800023911	6191304	TSHEPEHA COMBINED SCHOOL	2	13	11	84.6	18	8	44.4	40	12	24	60.0	

District Name	EMIS No	Centre No	Centre Name	Quintile	2013			2014			2015			
					Wrote	Achieved	% Achieved	Wrote	Achieved	% Achieved	Wrote	No Progressed	Achieved	% Achieved
GERT SIBANDE	800024075	6120704	UBUHLE BOLWAZI SECONDARY SCHOOL	1	91	50	54.9	43	37	86.0	117	67	56	47.9
	800024265	6120903	UMFUDLANA COMBINED SCHOOL	1	17	10	58.8	25	7	28.0	25	6	13	52.0
	800024455	6120701	UMZIMVELO SECONDARY SCHOOL	1	42	42	100.0	41	41	100.0	52	13	41	78.8
	800029926	6121208	UTHAKA SECONDARY SCHOOL	1	99	65	65.7	48	44	91.7	111	5	77	69.4
	800024844	6121201	VUKUBONE SECONDARY SCHOOL	1	49	26	53.1	35	30	85.7	143	77	26	18.2
	800024869	6191603	VUKUQHAKAZE SECONDARY SCHOOL	2	103	34	33.0	72	45	62.5	136	26	94	69.1
	800024893	6121103	VUKUZENZELE COMBINED SCHOOL	2	58	40	69.0	42	28	66.7	99	49	40	40.4
	800025213	6120703	WARBURTON COMBINED SCHOOL	2	53	37	69.8	56	40	71.4	71	36	34	47.9
	800025239	6110307	WAVERLEY SECONDARY SCHOOL	1	22	16	72.7	15	11	73.3	12	4	10	83.3
	800000471	6191406	YOUNG HARVEST CHRISTIAN SCHOOL	5				5	2	40.0	4	0	2	50.0
	800025858	6121006	ZENDELINGSPOST COMBINED SCHOOL	1	47	22	46.8	76	29	38.2	62	1	35	56.5
	800025932	6191703	ZIKHETHELENI SECONDARY SCHOOL	3	42	38	90.5	41	37	90.2	55	7	52	94.5
	800025965	6110201	ZINIKELANI SECONDARY SCHOOL	2	101	98	97.0	123	112	91.1	204	15	181	88.7
NKANGALA	800000075	6305303	ALLENDALE SECONDARY SCHOOL	4	93	89	95.7	61	59	96.7	84	1	79	94.0
	800000463	6374203	BABUTHENI SECONDARY SCHOOL	1	75	50	66.7	42	33	78.6	54	11	48	88.9
	800000596	6304906	BANKFONTEIN COMBINED SCHOOL	1	11	9	81.8	11	11	100.0	20	5	17	85.0
	800000828	6304707	BEESTEPAN AGRICULTURAL SCHOOL	2	45	41	91.1	29	25	86.2	35	0	34	97.1
	800004473	6305003	BELFAST AKADEMIE	4	45	45	100.0	48	48	100.0	42	2	42	100.0
	800001107	6374205	BINGWENI SECONDARY SCHOOL	3	56	40	71.4	72	45	62.5	65	10	59	90.8
	800001396	6333404	BONGINHLANHLA SECONDARY SCHOOL	3	71	31	43.7	51	34	66.7	113	0	72	63.7
	800001412	6305106	BONGINSIMBI COMPREHENSIVE SCHOOL	2	59	50	84.7	57	47	82.5	54	0	49	90.7
	800001446	6354004	BONGUMUSA SECONDARY SCHOOL	2	122	104	85.2	98	84	85.7	135	16	116	85.9
	800001636	6304606	BOTLENG SECONDARY SCHOOL	1	109	84	77.1	159	86	54.1	112	0	75	67.0

District Name	EMIS No	Centre No	Centre Name	Quintile	2013			2014			2015			
					Wrote	Achieved	% Achieved	Wrote	Achieved	% Achieved	Wrote	No Progressed	Achieved	% Achieved
NKANGALA	800001719	6354103	BUHLEBESIZWE SECONDARY SCHOOL	1	74	51	68.9	47	35	74.5	50	0	38	76.0
	800002154	6353702	CIBILIZA SECONDARY SCHOOL	3	90	42	46.7	84	52	61.9	84	2	32	38.1
	800034639	6305194	CORONATION SECONDARY SCHOOL	2							51	0	40	78.4
	800034583	6305209	D M MOTSAOSELE SECONDARY SCHOOL	2	98	60	61.2	107	63	58.9	67	0	49	73.1
	800002642	6374206	DIGWALE SECONDARY SCHOOL	3	45	36	80.0	73	47	64.4	68	44	40	58.8
	800002873	6333401	DUDUZILE SECONDARY SCHOOL	1	26	21	80.8	39	29	74.4	46	8	23	50.0
	800002907	6353701	DUMELENI SECONDARY SCHOOL	3	63	38	60.3	60	38	63.3	72	20	46	63.9
	800003061	6304803	EASTDENE COMBINED SCHOOL	5	85	71	83.5	83	60	72.3	144	10	112	77.8
	800003111	6305191	ED-U-COLLEGE COMBINED SCHOOL	-	49	48	98.0	42	37	88.1	66	0	63	95.5
	800003335	6304706	EKWAZINI SECONDARY SCHOOL	1	65	47	72.3	79	37	46.8	54	34	42	77.8
	800003426	6305101	ELUKHANYISWENI SECONDARY SCHOOL	2	215	167	77.7	187	131	70.1	185	0	134	72.4
	800003616	6305203	EMPUCUKWENI SECONDARY SCHOOL	2	173	97	56.1	105	73	69.5	101	0	91	90.1
	800003830	6353601	ENTOKOZWENI SECONDARY SCHOOL	3	98	74	75.5	51	40	78.4	87	0	80	92.0
	800004119	6354003	EXTENSION K SECONDARY SCHOOL	2	71	50	70.4	74	40	54.1	103	0	54	52.4
	800004499	6304804	GEKOMBINEERDE SKOOL HENDRINA	4	32	32	100.0	30	29	96.7	49	0	48	98.0
	800017590	6305206	GEKOMBINEERDE SKOOL OGIES	4	6	6	100.0	6	3	50.0	22	0	18	81.8
	800004648	6374305	GOBOLIBI SECONDARY SCHOOL	1	73	57	78.1	60	32	53.3	60	0	45	75.0
	800034582	6333413	GRACE CHRISTIAN PRIVATE SCHOOL	-	36	20	55.6	21	18	85.7	28	0	27	96.4
	800004770	6305302	GREENDALE SCHOOL	4	76	68	89.5	64	61	95.3	58	13	53	91.4
	800035645	6304709	HILLSIDE PRIVATE SCHOOL	-							14	3	4	28.6
800005223	6374202	HLALAKAHLE SECONDARY SCHOOL	3	208	187	89.9	134	114	85.1	217	7	188	86.6	
800005306	6333502	HLANGANANI SECONDARY SCHOOL	1	89	73	82.0	58	50	86.2	66	0	62	93.9	
800005421	6353605	HLOMANI SECONDARY SCHOOL	3	91	81	89.0	44	40	90.9	68	0	66	97.1	

District Name	EMIS No	Centre No	Centre Name	Quintile	2013			2014			2015			
					Wrote	Achieved	% Achieved	Wrote	Achieved	% Achieved	Wrote	No Progressed	Achieved	% Achieved
NKANGALA	800005454	6353806	HLONIPHA SECONDARY SCHOOL	2	170	137	80.6	91	69	75.8	259	79	160	61.8
	800005504	6353707	HLUZINGQONDO SECONDARY SCHOOL	3	94	65	69.1	81	62	76.5	118	10	83	70.3
	800005769	6304605	HOËRSKOOL DELMAS	4	103	99	96.1	119	110	92.4	113	0	112	99.1
	800005801	6305107	HOËRSKOOL GENERAAL HERTZOG	5	199	197	99.0	181	171	94.5	211	0	198	93.8
	800005843	6304902	HOËRSKOOL KANONKOP	4	95	92	96.8	71	70	98.6	86	0	85	98.8
	800005850	6305306	HOËRSKOOL KRIEL	4	154	143	92.9	134	119	88.8	134	15	113	84.3
	800005876	6304702	HOËRSKOOL MIDDELBURG	4	195	195	100.0	182	174	95.6	193	1	192	99.5
	800005900	6305204	HOËRSKOOL PATRIOT	5	149	149	100.0	123	121	98.4	129	0	129	100.0
	800005926	6305309	HOËRSKOOL REYNOPARK	4	121	111	91.7	95	81	85.3	83	1	76	91.6
	800004945	6304704	HTS MIDDELBURG	4	220	216	98.2	230	226	98.3	231	14	227	98.3
	800004952	6305103	HTS WITBANK	5	177	176	99.4	180	179	99.4	166	0	166	100.0
	800006130	6305307	ILANGA SECONDARY SCHOOL	1	50	46	92.0	52	42	80.8	62	22	33	53.2
	800006189	6305006	IMEMEZA SECONDARY SCHOOL	3	71	57	80.3	56	36	64.3	52	15	40	76.9
	800006577	6333510	INTUTHUKO SECONDARY SCHOOL	2	56	44	78.6	26	20	76.9	46	0	45	97.8
	800007583	6374306	KHAMANE SECONDARY SCHOOL	2	177	128	72.3	162	107	66.0	186	0	151	81.2
	800007658	6305007	KHAYALAMI SECONDARY SCHOOL	3	177	114	64.4	43	43	100.0	127	15	119	93.7
	800029652	6353904	KING MAKHOSONKE II SECONDARY SCHOOL	2	155	104	67.1	96	75	78.1	96	24	84	87.5
	800009308	6305008	KLIPSPRUIT COMBINED SCHOOL	1	21	21	100.0	16	16	100.0	27	0	26	96.3
	800008458	6305102	KOPANANG SECONDARY SCHOOL	2	87	73	83.9	76	69	90.8	106	0	101	95.3
	800008698	6374207	KWAMANALA SECONDARY SCHOOL	3	112	94	83.9	113	97	85.8	139	21	125	89.9
	800008730	6353902	KWAMHLANGA SECONDARY SCHOOL	3	217	180	82.9	129	128	99.2	226	0	197	87.2
	800008771	6333409	KWANDEBELE SCIENCE COMBINED SCHOOL	2	102	96	94.1	127	114	89.8	140	0	132	94.3
	800008839	6304805	KWAZAMOKUHLE SECONDARY SCHOOL	3	225	192	85.3	190	160	84.2	268	11	211	78.7
	800029330	6304708	LD MOETANALO SECONDARY SCHOOL	3	92	84	91.3	69	66	95.7	111	8	100	90.1
800010041	6374302	LEHLABILE SECONDARY SCHOOL	1	53	39	73.6	64	49	76.6	58	1	36	62.1	

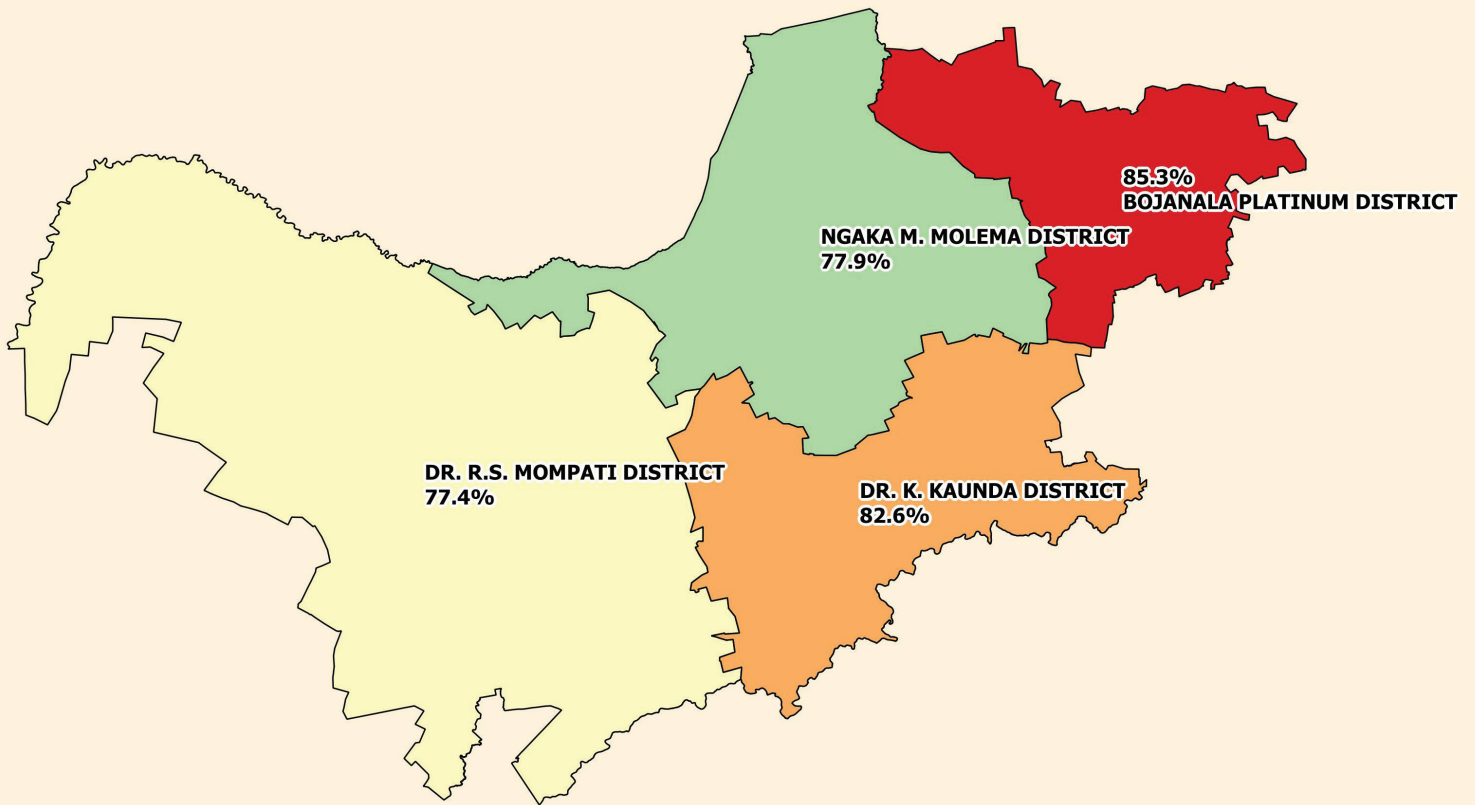
District Name	EMIS No	Centre No	Centre Name	Quintile	2013			2014			2015			
					Wrote	Achieved	% Achieved	Wrote	Achieved	% Achieved	Wrote	No Progressed	Achieved	% Achieved
NKANGALA	800010058	6305301	LEHLAKA COMBINED SCHOOL	3	29	3	10.3	24	14	58.3	21	0	18	85.7
	800030569	6305207	LEONARD NTSHUNTSHE SECONDARY SCHOOL	2	56	50	89.3	53	48	90.6	79	11	77	97.5
	800005025	6353802	LETHABONG SECONDARY SCHOOL	2	107	85	79.4	64	60	93.8	121	0	113	93.4
	800010553	6374505	LITHO SECONDARY SCHOOL	1	40	33	82.5	33	25	75.8	46	0	45	97.8
	800011049	6305205	MABANDE COMPREHENSIVE HIGH SCHOOL	2	139	109	78.4	94	82	87.2	165	9	109	66.1
	800028902	6374402	MABOTHE SECONDARY SCHOOL	2	210	187	89.0	171	155	90.6	215	0	184	85.6
	800011197	6333503	MABUSABESALA SECONDARY SCHOOL	2	62	43	69.4	42	38	90.5	51	0	42	82.4
	800011338	6333504	MADLAYEDWA SECONDARY SCHOOL	1	32	15	46.9	14	6	42.9	29	0	19	65.5
	800011353	6333402	MADODA SECONDARY SCHOOL	2	39	35	89.7	48	32	66.7	62	1	39	62.9
	800029397	6304601	MAFA MAX MOTLOUNG SECONDARY SCHOOL	2	85	75	88.2	102	97	95.1	115	0	111	96.5
	800011445	6353703	MAFU SECONDARY SCHOOL	3	105	59	56.2	61	46	75.4	121	8	101	83.5
	800011825	6305304	MAKAUSE COMBINED SCHOOL	2	46	37	80.4	25	20	80.0	51	0	22	43.1
	800011890	6333406	MAKHOSANA SECONDARY SCHOOL	2	116	58	50.0	82	51	62.2	84	5	58	69.0
	800012039	6374301	MALATSE SECONDARY SCHOOL	1	68	55	80.9	67	28	41.8	61	7	52	85.2
	800012062	6374204	MALEBO SECONDARY SCHOOL	2	44	31	70.5	52	30	57.7	101	0	39	38.6
	800012229	6354001	MANDLETHU SENIOR SECONDARY SCHOOL	2	79	50	63.3	64	37	57.8	124	26	67	54.0
	800012302	6374403	MANOKA SECONDARY SCHOOL	2	27	21	77.8	51	41	80.4	52	0	40	76.9
	800026591	6353607	MARHAGI SECONDARY SCHOOL	2	122	103	84.4	136	106	77.9	156	7	150	96.2
	800013573	6333508	MAYISHA SECONDARY SCHOOL	2	92	78	84.8	45	33	73.3	97	0	90	92.8
	800013623	6354106	MBALENHLE SECONDARY SCHOOL	1	89	55	61.8	79	60	75.9	116	0	92	79.3
800013789	6374201	MBULAWA SECONDARY SCHOOL	2	64	47	73.4	61	56	91.8	95	17	59	62.1	
800013979	6305208	MEHLWANA SECONDARY SCHOOL	2	92	61	66.3	60	33	55.0	91	5	35	38.5	

District Name	EMIS No	Centre No	Centre Name	Quintile	2013			2014			2015			
					Wrote	Achieved	% Achieved	Wrote	Achieved	% Achieved	Wrote	No Progressed	Achieved	% Achieved
NKANGALA	800014118	6353603	MGUDLWA SECONDARY SCHOOL	1	64	61	95.3	76	70	92.1	87	12	83	95.4
	800014274	6304806	MIDDELBURG COMBINED SCHOOL	4	72	66	91.7	64	54	84.4	64	9	58	90.6
	800015842	6304891	MIDDELBURG MUSLIM SCHOOL	-	19	19	100.0	23	23	100.0	16	0	16	100.0
	800014399	6353606	MKHEPHULI SECONDARY SCHOOL	1	57	42	73.7	34	14	41.2	48	0	34	70.8
	800014449	6304904	MKHULU COMBINED SCHOOL	1	47	30	63.8	49	42	85.7	58	0	47	81.0
	800026567	6353807	MKHUTSHWA SECONDARY SCHOOL	2	15	8	53.3	10	7	70.0	16	0	9	56.3
	800014654	6374404	MMAMETLHAKE SECONDARY SCHOOL	1	104	94	90.4	113	88	77.9	125	4	110	88.0
	800014712	6333407	MMASHADI SECONDARY SCHOOL	2	46	36	78.3	46	39	84.8	53	3	50	94.3
	800014860	6374304	MOEPI SECONDARY SCHOOL	2	64	40	62.5	67	35	52.2	41	0	35	85.4
	800014886	6333505	MOGOBOSHENG SECONDARY SCHOOL	1	5	5	100.0	9	9	100.0	13	0	13	100.0
	800014969	6333506	MOKEBE SECONDARY SCHOOL	1	91	81	89.0	44	41	93.2	61	0	56	91.8
	800015222	6305005	MORELIG COMBINED SCHOOL	2	66	43	65.2	37	35	94.6	92	6	66	71.7
	800015545	6353602	MPHALALI SECONDARY SCHOOL	3	97	53	54.6	84	54	64.3	95	0	77	81.1
	800015552	6304705	MPHANAMA SECONDARY SCHOOL	3	85	82	96.5	142	142	100.0	144	12	135	93.8
	800035499	6353611	MPHUMELOMUHLE SECONDARY SCHOOL	1				24	15	62.5	16	0	16	100.0
	800015735	6353705	MPUMELELO SECONDARY SCHOOL	3	90	79	87.8	47	42	89.4	110	4	96	87.3
	800016022	6353804	MUSA SECONDARY SCHOOL	2	201	144	71.6	112	90	80.4	234	13	190	81.2
	800016147	6354101	MZIMHLOPHE SECONDARY SCHOOL	2	47	31	66.0	40	13	32.5	32	0	24	75.0
	800016253	6353706	NANSINDLELA SECONDARY SCHOOL	2				74	71	95.9	103	5	80	77.7
	800016535	6353903	NDZUNDZA MABHOKO SECONDARY SCHOOL	2	184	161	87.5	152	120	78.9	137	0	134	97.8
800018135	6354102	PHAMBILI SECONDARY SCHOOL	2	54	37	68.5	58	49	84.5	58	10	53	91.4	
800018192	6304604	PHAPHAMANI SECONDARY SCHOOL	1	109	89	81.7	115	72	62.6	106	0	93	87.7	
800018283	6305201	PHILLIP NDI MANDE SECONDARY SCHOOL	2	138	120	87.0	142	103	72.5	83	17	73	88.0	

District Name	EMIS No	Centre No	Centre Name	Quintile	2013			2014			2015			
					Wrote	Achieved	% Achieved	Wrote	Achieved	% Achieved	Wrote	No Progressed	Achieved	% Achieved
NKANGALA	800007385	6304801	PHUMELELA SECONDARY SCHOOL	3	77	61	79.2	54	41	75.9	81	25	75	92.6
	800018457	6354002	PHUMZILE SECONDARY SCHOOL	2	100	96	96.0	104	100	96.2	152	12	144	94.7
	800018564	6305105	PINE RIDGE COMBINED SCHOOL	2	70	55	78.6	67	57	85.1	77	0	71	92.2
	800018655	6304903	POOLZEE COMBINED SCHOOL	1	25	11	44.0	27	15	55.6	14	0	12	85.7
	800018770	6374503	PUNGUTSHA SECONDARY SCHOOL	1	89	65	73.0	65	44	67.7	88	8	65	73.9
	800019117	6374501	RAMOSHIDI SECONDARY SCHOOL	2	154	97	63.0	102	79	77.5	94	0	66	70.2
	800019174	6374401	RATLHAHANA SECONDARY SCHOOL	2	145	87	60.0	81	51	63.0	48	0	40	83.3
	800020016	6374504	SEABE SECONDARY SCHOOL	2	84	57	67.9	63	34	54.0	61	0	42	68.9
	800020248	6353808	SELE SENIOR SECONDARY SCHOOL	2	27	26	96.3	24	23	95.8	28	4	25	89.3
	800020339	6353905	SENZANGAKHONA SECONDARY SCHOOL	2	140	102	72.9	129	100	77.5	209	27	144	68.9
	800020362	6374307	SERUANE SECONDARY SCHOOL	1	35	32	91.4	38	35	92.1	68	7	66	97.1
	800020693	6305305	SIBONGAMANDLA SECONDARY SCHOOL	1	125	99	79.2	111	97	87.4	123	5	114	92.7
	800020859	6333507	SIDLASOKE SECONDARY SCHOOL	1	47	27	57.4	37	14	37.8	44	0	29	65.9
	800021006	6353608	SIHLENGIWE SECONDARY SCHOOL	1	32	31	96.9	34	30	88.2	39	0	36	92.3
	800021048	6305001	SIKHULILE SECONDARY SCHOOL	3	89	53	59.6	45	34	75.6	79	3	68	86.1
	800021097	6353803	SILAMBA SECONDARY SCHOOL	2	201	141	70.1	140	99	70.7	204	43	127	62.3
	800021386	6374303	SITHENJISIWE SECONDARY SCHOOL	1	50	44	88.0	45	34	75.6	58	0	30	51.7
	800021436	6333511	SIVUMELENE SECONDARY SCHOOL	3	51	33	64.7	26	22	84.6	36	0	33	91.7
	800021584	6333405	SIYATHOKOZA SECONDARY SCHOOL	1	43	25	58.1	33	8	24.2	40	0	31	77.5
	800001891	6305002	SIYIFUNILE SECONDARY SCHOOL	3	49	47	95.9	43	41	95.3	49	5	48	98.0
800021899	6333410	SOBANTU SECONDARY SCHOOL	2	123	93	75.6	108	85	78.7	156	4	128	82.1	
800021923	6304701	SOFUNDA SECONDARY SCHOOL	3	272	161	59.2	185	115	62.2	170	10	130	76.5	

District Name	EMIS No	Centre No	Centre Name	Quintile	2013			2014			2015			
					Wrote	Achieved	% Achieved	Wrote	Achieved	% Achieved	Wrote	No Progressed	Achieved	% Achieved
NKANGALA	800022053	6333411	SOMKHAHLEKWA SECONDARY SCHOOL	3	59	51	86.4	58	44	75.9	71	8	57	80.3
	800022087	6354005	SOMSUSWA SECONDARY SCHOOL	2	134	105	78.4	89	59	66.3	141	33	99	70.2
	800022210	6333403	SOVETJHEZA SECONDARY SCHOOL	1	56	36	64.3	69	47	68.1	64	12	55	85.9
	800022228	6304703	SOZAMA SECONDARY SCHOOL	3	147	122	83.0	161	128	79.5	218	32	152	69.7
	800022434	6304901	STEELCREST HIGH SCHOOL	4	134	131	97.8	115	112	97.4	146	0	146	100.0
	800005512	6304602	SUNDRRA SECONDARY SCHOOL	1	93	71	76.3	76	52	68.4	108	1	90	83.3
	800022616	6304603	SWARTKLIP COMBINED SCHOOL	1	73	56	76.7	60	54	90.0	76	9	57	75.0
	800023267	6333501	THOLULWAZI SECONDARY SCHOOL	3	159	119	74.8	95	74	77.9	175	2	151	86.3
	800023325	6374502	THUFANE SECONDARY SCHOOL	1	119	47	39.5	72	54	75.0	67	3	57	85.1
	800029561	6305004	TONTELDOOS SECONDARY SCHOOL	1	46	22	47.8	19	10	52.6	33	0	27	81.8
	800023283	6305308	TP SILILO SECONDARY SCHOOL	3	95	69	72.6	103	71	68.9	86	1	74	86.0
	800023960	6304905	TSHWENYANE COMBINED SCHOOL	1	75	54	72.0	65	62	95.4	75	0	62	82.7
	800023986	6304802	TSIKI NALEDI SECONDARY SCHOOL	3	24	10	41.7	22	19	86.4	33	9	14	42.4
	800024083	6333412	UBUHLEBETHU SECONDARY SCHOOL	3	49	42	85.7	32	28	87.5	81	7	62	76.5
	800024604	6333408	VEZILWAZI SECONDARY SCHOOL	3	49	32	65.3	37	27	73.0	37	8	28	75.7
	800024786	6353704	VUKANI SECONDARY SCHOOL	3	132	98	74.2	46	34	73.9	50	8	43	86.0
	800024885	6354006	VUKUZAME SECONDARY SCHOOL	2	146	81	55.5	77	51	66.2	109	35	66	60.6
	800024919	6354104	VUKUZENZELE SECONDARY SCHOOL	2	58	45	77.6	78	70	89.7	78	0	71	91.0
	800025064	6354107	VUMABESALA SECONDARY SCHOOL	1	87	48	55.2	82	55	67.1	69	0	60	87.0
	800025478	6305104	WITBANK HIGH SCHOOL	5	77	65	84.4	111	77	69.4	74	0	67	90.5
	800025726	6305202	ZACHEUS MALAZA SECONDARY SCHOOL	2	142	121	85.2	120	92	76.7	166	0	143	86.1
	800031088	6353901	ZAKHENI HIGH SCHOOL	3	96	72	75.0	74	57	77.0	85	0	65	76.5
	800025916	6354105	ZIDOBHELE SECONDARY SCHOOL	2	117	60	51.3	96	67	69.8	144	0	90	62.5
800029629	6353801	ZIPHAKAMISENI SECONDARY SCHOOL	2	74	48	64.9	70	62	88.6	91	3	79	86.8	

North West



District Name	EMIS No	Centre No	Centre Name	Quintile	2013			2014			2015			
					Wrote	Achieved	% Achieved	Wrote	Achieved	% Achieved	Wrote	No Progressed	Achieved	% Achieved
BOJANALA	600100010	9111003	ACADAMY FOR CHRISTIAN EDUCATION	-	35	35	100.0	30	30	100.0	20	0	20	100.0
	600100022	9121005	ALFRED MAUBANE SCHOOL	3	137	107	78.1	135	80	59.3	104	59	77	74.0
	600100048	9152002	BAFOKENG HIGH SCHOOL	4	264	220	83.3	183	154	84.2	209	0	156	74.6
	600100065	9112004	BAKWENA HIGH SCHOOL	2	113	83	73.5	73	42	57.5	87	2	69	79.3
	600100091	9142009	BATLENG HIGH SCHOOL	1	22	20	90.9	24	24	100.0	72	15	62	86.1
	600100096	9142011	BATLOKWA SECONDARY SCHOOL	2	14	14	100.0	13	10	76.9	7	7	6	85.7
	600100504	9152013	BERGSIG HIGH SCHOOL	5	170	169	99.4	172	168	97.7	191	1	190	99.5
	600100137	9152014	BOIKAGONG SECONDARY SCHOOL	3	153	113	73.9	126	90	71.4	157	30	140	89.2
	600105062	9152224	BOITEKONG SEC SCHOOL	3	215	182	84.7	181	154	85.1	203	2	182	89.7
	600100210	9111017	BOTLHABELO HIGH SCHOOL	3	95	89	93.7	85	75	88.2	140	11	130	92.9
	600100505	9111020	BRITS HIGH SCHOOL	4	171	171	100.0	161	158	98.1	164	0	163	99.4
	600103619	9111022	CENTRAL SECONDARY	4	64	60	93.8	55	52	94.5	53	1	47	88.7
	600100236	9152016	CHARORA HIGH SCHOOL	1	119	111	93.3	109	101	92.7	163	12	147	90.2
	600105253	9111264	EAGLE CHRISTIAN COLLEGE	-	42	37	88.1	36	30	83.3	46	10	39	84.8
	600100353	9101034	ELE TSA SECONDARY SCHOOL	2	151	136	90.1	145	117	80.7	161	0	139	86.3
	600100370	9152193	FIELDS COLLEGE	4	96	96	100.0	81	81	100.0	96	0	96	100.0
	600105075	9152233	FREEDOM PARK SECONDARY SCHOOL	3	109	84	77.1	118	80	67.8	168	6	119	70.8
	600100414	9132023	GAOPOTLAKE SECONDARY SCHOOL	3	78	67	85.9	86	70	81.4	84	4	73	86.9
	600100416	9132024	GAOTIME SECONDARY SCHOOL	1							18	1	9	50.0
	600100423	9121041	GASEITSIWE HIGH SCHOOL	1	60	56	93.3	49	43	87.8	70	0	51	72.9
	600105061	9152227	GEELHOUT PARK SECONDARY	4	119	102	85.7	108	105	97.2	141	0	132	93.6
	600100506	9152026	GRENSWAG HIGH SCHOOL	4	124	123	99.2	102	99	97.1	103	1	101	98.1
	600100472	9152027	GRENVILLE HIGH SCHOOL	4	166	161	97.0	158	155	98.1	165	1	165	100.0
	600100497	9152028	H F TLOU HIGH SCHOOL	4	349	284	81.4	170	167	98.2	264	3	247	93.6
	600100501	9152029	H T S RUSTENBURG	4	84	82	97.6	103	94	91.3	94	7	90	95.7
	600100507	9111047	HARTBEESPOORT HIGH SCHOOL	5	175	174	99.4	172	169	98.3	141	0	139	98.6
	600101448	9101048	HEBRON TECH AND COMM HIGH SCHOOL	3	151	141	93.4	196	142	72.4	235	28	149	63.4

District Name	EMIS No	Centre No	Centre Name	Quintile	2013			2014			2015			
					Wrote	Achieved	% Achieved	Wrote	Achieved	% Achieved	Wrote	No Progressed	Achieved	% Achieved
BOJANALA	600100493	9121049	HENDRIK MAKAPAN HIGH SCHOOL	3	106	87	82.1	94	77	81.9	113	4	101	89.4
	600100495	9142030	HERMAN THEBE HIGH SCHOOL	3	60	59	98.3	47	43	91.5	46	46	40	87.0
	600100511	9132031	HOLY FAMILY COMBINED SCHOOL	4	63	62	98.4	61	60	98.4	59	0	56	94.9
	600100528	9121054	IKANENG HIGH SCHOOL	1	30	27	90.0	31	29	93.5	23	1	22	95.7
	600100530	9101055	IKATISONG SECONDARY SCHOOL	3	92	82	89.1	136	112	82.4	169	0	141	83.4
	600100534	9152032	IKETLETSO SECONDARY SCHOOL	2	173	130	75.1	81	73	90.1	105	21	101	96.2
	600100537	9142033	IKGOMOTSENG SECONDARY SCHOOL	3	11	11	100.0	10	9	90.0	20	4	16	80.0
	600100567	9121059	ITHUTENG COMMERCIAL HIGH SCHOOL	3	68	65	95.6	101	93	92.1	95	6	83	87.4
	600105127	9101262	ITSOSENG COMBINED SCHOOL	2	77	66	85.7	78	56	71.8	75	18	61	81.3
	600100582	9132036	ITUMELENG SECONDARY SCHOOL	3	54	48	88.9	93	88	94.6	115	69	97	84.3
	600100599	9132038	J M NTSIME SCHOOL	4	285	254	89.1	220	185	84.1	235	20	202	86.0
	600100598	9101061	JETHRO PELLE HIGH SCHOOL	1	46	44	95.7	54	40	74.1	74	2	58	78.4
	600100615	9142039	KALAFI HIGH SCHOOL	3	25	13	52.0	38	20	52.6	34	0	29	85.3
	600100653	9152200	KELE COMBINED SCHOOL	-	40	38	95.0	30	29	96.7	21	0	19	90.5
	600100655	9152065	KELEDI SECONDARY SCHOOL	3				65	57	87.7	95	0	84	88.4
	600100671	9142044	KGALATLOWE HIGH SCHOOL	2	62	46	74.2	62	47	75.8	83	19	59	71.1
	600100673	9132045	KGAMANYANE HIGH SCHOOL	3	55	53	96.4	46	42	91.3	93	33	75	80.6
	600100675	9121063	KGAPHAMADI SCHOOL	2	195	144	73.8	108	101	93.5	138	0	123	89.1
	600100706	9152050	KHAYALETHU SEC SCHOOL	1	71	64	90.1	75	62	82.7	77	0	64	83.1
	600100736	9101070	KLIPGAT HIGH SCHOOL	1	172	156	90.7	111	106	95.5	218	21	194	89.0
	600100793	9132058	KWENA TLASE SEC SCHOOL	1	83	76	91.6	54	51	94.4	89	0	62	69.7
	600100815	9142059	LANGA-LA-SEMBO HIGH SCHOOL	1	33	31	93.9	26	21	80.8	43	14	29	67.4
	600100867	9132061	LEROME SECONDARY SCHOOL	2							52	13	45	86.5
	600100868	9112063	LEROTHODI HIGH SCHOOL	3	58	46	79.3	50	31	62.0	60	0	38	63.3
	600100877	9152064	LESELE SECONDARY SCHOOL	2	49	43	87.8	31	25	80.6	69	0	48	69.6

District Name	EMIS No	Centre No	Centre Name	Quintile	2013			2014			2015			
					Wrote	Achieved	% Achieved	Wrote	Achieved	% Achieved	Wrote	No Progressed	Achieved	% Achieved
BOJANALA	600103620	9111085	LIGHTHOUSE CHRISTIAN COLLEGE	-	39	39	100.0	32	27	84.4	26	0	26	100.0
	600100910	9121086	LOALANE SEC SCHOOL	1	93	82	88.2	67	63	94.0	104	2	86	82.7
	600100911	9121087	LOBANG HIGH SCHOOL	1	17	14	82.4	18	15	83.3	12	8	10	83.3
	600100932	9101090	LOT MASHIANE SECONDARY SCHOOL	1	31	27	87.1	30	29	96.7	29	21	27	93.1
	600100964	9111095	MACHADAM COMBINED SCHOOL	3	27	23	85.2	16	11	68.8	37	28	22	59.5
	600102191	9101072	MADIBA-A-TOLOANE HIGH SCHOOL	3	78	63	80.8	71	54	76.1	87	0	80	92.0
	600103617	9101098	MAFANELE HIGH SCHOOL	3	70	41	58.6	22	18	81.8	72	0	49	68.1
	600101040	9132073	MAKUKA MIDDLE SCHOOL	1	40	30	75.0	45	35	77.8	50	0	41	82.0
	600101043	9111104	MALATSE-MOTSEPE HIGH SCHOOL	3	126	117	92.9	113	97	85.8	106	0	93	87.7
	600101048	9142074	MALEFO HIGH SCHOOL	1	151	141	93.4	124	106	85.5	134	0	111	82.8
	600101221	9121107	MAMODIBO HIGH SCHOOL	2	60	57	95.0	67	59	88.1	114	28	89	78.1
	600101066	9132075	MANAMAKGOTHA HIGH SCHOOL	1	110	107	97.3	137	130	94.9	131	108	120	91.6
	600101111	9152080	MARIKANA HIGH SCHOOL	1	66	63	95.5	63	59	93.7	86	33	81	94.2
	600101118	9101114	MARUATONA DIKOBÉ HIGH SCHOOL	1	28	26	92.9	27	27	100.0	38	0	33	86.8
	600101140	9152083	MATETENENE HIGH SCHOOL	2	91	52	57.1	58	39	67.2	47	0	40	85.1
	600101147	9121115	MATLAISANE SEC SCHOOL	3	99	80	80.8	75	59	78.7	89	32	72	80.9
	600101155	9152087	MATLHARE MOKAUTU HIGH SCHOOL	2	70	65	92.9	66	64	97.0	86	52	68	79.1
	600102384	9111118	MEERHOF SCHOOL	-	15	15	100.0	14	14	100.0	19	0	19	100.0
	600105344	9152092	MERIDIAN RUSTENBURG SECONDARY SCHOOL	-	58	54	93.1	54	49	90.7	85	0	77	90.6
	600105188	9152235	MERITI SECONDARY SCHOOL	3	94	83	88.3	99	97	98.0	146	1	137	93.8
	600101200	9101120	MICHA KGASI HIGH SCHOOL	2	124	106	85.5	61	53	86.9	166	66	142	85.5
	600104032	9111121	MICHAEL MODISAKENG SECONDARY SCHOOL	1	107	94	87.9	120	99	82.5	113	47	94	83.2
	600101212	9121124	MMAKAUNYANA SEC SCHOOL	2	56	49	87.5	69	60	87.0	74	8	57	77.0
	600101226	9152095	MMANAPE HIGH SCHOOL	3	60	58	96.7	55	53	96.4	55	0	54	98.2
	600101228	9121128	MMANKALA TECH AND COMM HIGH SCHOOL	3	217	172	79.3	155	78	50.3	156	80	133	85.3

District Name	EMIS No	Centre No	Centre Name	Quintile	2013			2014			2015			
					Wrote	Achieved	% Achieved	Wrote	Achieved	% Achieved	Wrote	No Progressed	Achieved	% Achieved
BOJANALA	600101229	9101129	MMANOTSHE MODUANE HIGH SCHOOL	3	86	73	84.9	73	59	80.8	135	0	79	58.5
	600101249	9132096	MOCHUDI SECONDARY SCHOOL	2							24	0	13	54.2
	600101266	9132099	MODISE SECONDARY SCHOOL	2	19	15	78.9	21	17	81.0	20	0	13	65.0
	600101284	9111137	MOGALE SEC SCHOOL	2	61	56	91.8	73	53	72.6	99	8	92	92.9
	600103625	9112104	MOJAGEDI SECONDARY SCHOOL	1	32	31	96.9	17	13	76.5	19	0	11	57.9
	600101335	9121143	MOLEBATSI SEC SCHOOL	1	67	51	76.1	42	38	90.5	95	11	71	74.7
	600101375	9121144	MORATWE HIGH SCHOOL	1	34	28	82.4	31	24	77.4	20	6	14	70.0
	600101423	9111147	MOTHOTLUNG SCHOOL	3	123	113	91.9	85	75	88.2	133	68	120	90.2
	600101445	9121151	MOTSHEGOA HIGH SCHOOL	3	18	16	88.9	22	15	68.2	33	0	21	63.6
	600101449	9101152	MOTSHWANE HIGH SCHOOL	1	92	78	84.8	98	64	65.3	118	124	75	63.6
	600101457	9121153	MOTSWATEMENG HIGH SCHOOL	1	59	43	72.9	22	19	86.4	25	11	23	92.0
	600101469	9132114	MPHELA MIDDLE SCHOOL	1	26	21	80.8	9	9	100.0	21	1	13	61.9
	600101482	9152116	NAAUWPOORT HIGH SCHOOL	1	18	17	94.4	22	22	100.0	25	0	23	92.0
	600101489	9121156	NCHAUPE HIGH SCHOOL	3	80	69	86.3	59	33	55.9	59	19	49	83.1
	600105347	9158037	NEW COVENANT ACADEMY	-							20	0	5	25.0
	600101511	9132117	NKOBONG HIGH SCHOOL	3	19	18	94.7	21	21	100.0	34	0	27	79.4
	600101536	9101160	NTOLO SECONDARY SCHOOL	3	109	74	67.9	36	31	86.1	65	7	54	83.1
	600101544	9152120	NURAL-IMAN-MUSLIM SCHOOL	-	18	18	100.0	14	14	100.0	12	0	12	100.0
	600101563	9142122	OLEFILE HIGH SCHOOL	2	21	21	100.0	40	39	97.5	39	0	38	97.4
	600101681	9152129	PRES MANGOPE TECH HIGH SCHOOL	4	339	328	96.8	237	232	97.9	307	2	284	92.5
	600101692	9101170	PUO-PHA SECONDARY SCHOOL	2	7	4	57.1	10	7	70.0	6	2	5	83.3
	600104059	9111171	RABBONI CHRISTIAN SCHOOL	-	41	39	95.1	39	38	97.4	38	0	37	97.4
	600101708	9112131	RAKGATLA HIGH SCHOOL	3	47	40	85.1	57	55	96.5	93	12	78	83.9
	600101711	9142132	RAKOKO SEN SEC SCHOOL	3	73	70	95.9	79	70	88.6	80	1	75	93.8
600101743	9142138	RAMOTSHODI HIGH SCHOOL	3	44	37	84.1	47	23	48.9	50	0	31	62.0	

District Name	EMIS No	Centre No	Centre Name	Quintile	2013			2014			2015			
					Wrote	Achieved	% Achieved	Wrote	Achieved	% Achieved	Wrote	No Progressed	Achieved	% Achieved
BOJANALA	600101755	9132142	RAPHURELE HIGH SCHOOL	2	173	135	78.0	121	92	76.0	142	14	103	72.5
	600101769	9152143	RAUWANE SEPENG SEN SEC SCHOOL	4	268	230	85.8	184	162	88.0	201	0	159	79.1
	600101823	9101186	REKOPANTSWE HIGH SCHOOL	3	37	35	94.6	54	35	64.8	40	0	35	87.5
	600101839	9152148	RETHUSEGILE SEC SCHOOL	3	86	69	80.2	71	63	88.7	76	0	64	84.2
	600100509	9152153	RUSTENBURG HIGH SCHOOL	4	262	261	99.6	272	270	99.3	231	0	230	99.6
	600101866	9152154	RUSTENBURG OPVOEDKUNDIGE KOLLEGE	-	88	77	87.5	63	44	69.8	77	0	68	88.3
	600101900	9132236	SEDIBELO SECONDARY SCHOOL	3							18	2	18	100.0
	600101933	9152162	SEKETE IV HIGH SCHOOL	4	200	169	84.5	131	116	88.5	213	0	174	81.7
	600101939	9121202	SEKITLA HIGH SCHOOL	3	130	104	80.0	72	59	81.9	63	24	52	82.5
	600101953	9142163	SEMETSA SECONDARY SCHOOL	3	15	13	86.7	28	20	71.4	17	0	15	88.2
	600101989	9142167	SHADRACK F ZIBI SEC SCHOOL	3	17	7	41.2	12	4	33.3	13	13	9	69.2
	600102017	9142169	ST ANNE'S HIGH SCHOOL	4	78	77	98.7	59	59	100.0	78	0	78	100.0
	600102027	9111211	ST TERESA HIGH SCHOOL	3	99	93	93.9	175	161	92.0	169	129	142	84.0
	600102071	9111216	THABA-MORULA HIGH SCHOOL	3	106	90	84.9	61	59	96.7	122	6	112	91.8
	600102096	9152177	THETHE HIGH SCHOOL	3	179	155	86.6	112	101	90.2	138	2	126	91.3
	600102103	9101219	THOMAS MAKGATHO HIGH SCHOOL	3	67	48	71.6	24	24	100.0	42	2	32	76.2
	600102109	9121221	THULARE HIGH SCHOOL	3	77	61	79.2	68	56	82.4	64	1	51	79.7
	600103615	9101223	THUTO-PELE HIGH SCHOOL	3	122	114	93.4	65	63	96.9	181	0	166	91.7
	600102134	9132237	TIDIMANE SECONDARY SCHOOL	3							46	2	39	84.8
	600102142	9152180	TIRELONG SECONDARY SCHOOL	3							30	3	23	76.7
	600102153	9152182	TLHABANE TECH AND COMM HIGH SCHOOL	4	258	234	90.7	199	189	95.0	185	30	178	96.2
	600102213	9132184	TSHAILE HIGH SCHOOL	3	20	15	75.0	26	24	92.3	21	10	18	85.7
	600102227	9101231	TSHEPAGALANG HIGH SCHOOL	3	83	74	89.2	83	69	83.1	145	2	121	83.4
	600102248	9132043	TSHOMANKANE HIGH SCHOOL	1	82	51	62.2	57	54	94.7	54	16	34	63.0

District Name	EMIS No	Centre No	Centre Name	Quintile	2013			2014			2015			
					Wrote	Achieved	% Achieved	Wrote	Achieved	% Achieved	Wrote	No Progressed	Achieved	% Achieved
BOJANALA	600102250	9152187	TSHUKUDU HIGH SCHOOL	3	153	140	91.5	124	108	87.1	190	183	147	77.4
	600102264	9111237	TSOGO SECONDARY SCHOOL	3	123	120	97.6	103	98	95.1	127	8	122	96.1
	600102269	9132189	TSWAIDI HIGH SCHOOL	3	48	43	89.6	57	43	75.4	97	43	65	67.0
	600102293	9121241	UTSANE HIGH SCHOOL	3	205	158	77.1	136	93	68.4	158	13	117	74.1
	600100510	9111242	WAGPOS HIGH SCHOOL	4	147	144	98.0	148	141	95.3	122	0	121	99.2
	600102349	9121244	ZACHARIA MANKGATLENG SECONDARY	2							39	0	37	94.9
	600102359	9152191	ZINNIIVILLE SECONDARY	4	64	64	100.0	66	65	98.5	76	0	76	100.0
DR. K. KAUNDA	600105078	9215184	ALABAMA COMBINED SCHOOL	2	20	20	100.0	26	26	100.0	34	0	29	85.3
	600100020	9215003	ALABAMA SECONDARY	4	98	66	67.3	62	45	72.6	116	0	79	68.1
	600104089	9215004	AL-HUDA MUSLIM SCHOOL	-	12	12	100.0	12	12	100.0	9	0	9	100.0
	600100026	9215005	ARE-FADIMEHENG	3	140	128	91.4	140	115	82.1	261	0	191	73.2
	600105122	9225183	B A SEOBI SECONDARY SCHOOL	3	87	87	100.0	78	78	100.0	190	3	188	98.9
	600100160	9225009	BOITSHOKO HIGH SCHOOL	1	168	149	88.7	112	95	84.8	160	0	152	95.0
	600100190	9215010	BORAKANELO SECONDARY SCHOOL	3	133	111	83.5	99	90	90.9	163	0	109	66.9
	600100199	9204030	BOSCHPOORT COMBINED SCHOOL	1	16	13	81.3	19	8	42.1	23	0	15	65.2
	600100202	9205011	BOSKUIL COMBINED SCHOOL	1	12	7	58.3	7	7	100.0	17	0	16	94.1
	600100213	9225012	BOTOKA COMPREHENSIVE SCHOOL	3	66	54	81.8	73	65	89.0	87	0	74	85.1
	600100238	9215014	CHRIS HANI SECONDARY SCHOOL	3	32	21	65.6	28	9	32.1	29	19	27	93.1
	600100241	9215016	COCEKANI HIGH SCHOOL	2	52	35	67.3	60	41	68.3	45	2	35	77.8
	600100303	9215019	DIRANG KA NATLA COMPREHENSIVE HIGH	4	80	53	66.3	75	39	52.0	73	4	47	64.4
	600100348	9215022	EDUCATORS HIGH SCHOOL	-	11	9	81.8	7	7	100.0	23	5	20	87.0
	600100517	9225024	FERDINAND POSTMA	4	75	75	100.0	83	83	100.0	69	0	69	100.0
	600100389	9215026	GAENTHONE SECONDARY SCHOOL	3	37	34	91.9	100	74	74.0	117	57	61	52.1
	600100428	9205028	GATELAPELE SECONDARY SCHOOL	3	133	125	94.0	100	95	95.0	186	70	151	81.2
	600100734	9215031	H T S KLERKSDORP	4	142	134	94.4	176	163	92.6	208	6	201	96.6
	600100500	9225032	H T S POTCHEFSTROOM	4	102	96	94.1	97	90	92.8	115	0	104	90.4

District Name	EMIS No	Centre No	Centre Name	Quintile	2013			2014			2015			
					Wrote	Achieved	% Achieved	Wrote	Achieved	% Achieved	Wrote	No Progressed	Achieved	% Achieved
DR. K. KAUNDA	600100502	9225034	HOER VOLKSKOOL	4	202	202	100.0	216	206	95.4	201	0	200	99.5
	600100626	9215042	KANANA SEC SCHOOL	2	72	54	75.0	85	60	70.6	56	0	55	98.2
	600100733	9215051	KLERKSDORP HIGH SCHOOL	5	162	159	98.1	169	169	100.0	167	0	166	99.4
	600100731	9215053	KLERKSDORP SECONDARY	4	85	71	83.5	62	57	91.9	60	0	55	91.7
	600100866	9204086	LERETLETSE-LESEDI SEC SCHOOL	1	34	29	85.3	36	23	63.9	41	0	35	85.4
	600100871	9205060	LERUNTSE-LESEDI SEC SCHOOL	3	29	28	96.6	22	19	86.4	25	11	24	96.0
	600100892	9215062	LETLHASEDI COMBINED SCHOOL	1	21	19	90.5	18	18	100.0	31	0	26	83.9
	600100914	9215063	LOFDAL CHRISTIAN SCHOOL	-	12	12	100.0	5	5	100.0	9	0	9	100.0
	600105124	9205182	MAITEMOGELO SEC SCHOOL	3	67	56	83.6	57	49	86.0	91	41	58	63.7
	600101060	9204107	MAMORATWA MIDDLE F A	1	29	27	93.1	20	20	100.0	36	0	31	86.1
	600101154	9215068	MATLHALENG HIGH SCHOOL	2	108	97	89.8	72	60	83.3	100	0	79	79.0
	600101159	9215069	MATLOSANE SEN SEC SCHOOL	3	92	84	91.3	141	98	69.5	96	0	87	90.6
	600101203	9215071	MILNER HIGH SCHOOL	4	157	140	89.2	145	132	91.0	165	0	154	93.3
	600101241	9215072	MMOKENG SECONDARY SCHOOL	3	80	72	90.0	103	81	78.6	114	78	86	75.4
	600101280	9215073	MOFATLHOSI SECONDARY SCHOOL	3	95	71	74.7	54	34	63.0	104	105	40	38.5
	600104291	9215169	NEW VISION SECONDARY SCHOOL	4	122	105	86.1	109	101	92.7	127	0	125	98.4
	600101508	9215079	NKANG-MAHLALE SECONDARY SCHOOL	2	113	103	91.2	120	75	62.5	133	49	120	90.2
	600101534	9205081	NTLATSENG PUBLIC COMBINED SCHOOL	1	10	7	70.0	10	7	70.0	9	0	6	66.7
	600101582	9215086	ORKNEY HIGH SCHOOL	4	75	67	89.3	58	57	98.3	48	0	46	95.8
	600104247	9215156	OVERVAAL PRIVAAT SKOOL	-	16	15	93.8	12	11	91.7	16	0	16	100.0
	600101620	9215090	PHAKELA COMBINED SCHOOL	1	10	9	90.0	18	18	100.0	22	0	17	77.3
	600101639	9225092	PHIRI HIGH SCHOOL	4	38	30	78.9	42	30	71.4	47	0	40	85.1
	600104104	9215093	PINNACLE PRIM and SEC BOARDING SCHOOL	-	25	25	100.0	33	26	78.8	32	0	25	78.1
	600101661	9225094	POELANO HIGH SCHOOL	3	39	30	76.9	25	17	68.0	45	0	33	73.3
	600101672	9225095	POTCHEFSTROOM BOYS HIGH	4	81	80	98.8	87	84	96.6	85	0	82	96.5
	600101674	9225098	POTCHEFSTROOM GIMNASIUM	4	211	211	100.0	169	168	99.4	207	1	207	100.0

District Name	EMIS No	Centre No	Centre Name	Quintile	2013			2014			2015			
					Wrote	Achieved	% Achieved	Wrote	Achieved	% Achieved	Wrote	No Progressed	Achieved	% Achieved
DR. K. KAUNDA	600101675	9225099	POTCHEFSTROOM GIRLS HIGH	4	104	104	100.0	111	111	100.0	97	0	96	99.0
	600101676	9225100	POTCHEFSTROOM SECONDARY	3	63	51	81.0	38	38	100.0	61	0	58	95.1
	600101683	9225104	PROMOSA SECONDARY SCHOOL	4	109	48	44.0	59	28	47.5	134	88	58	43.3
	600101771	9205106	REABONA SECONDARY SCHOOL	3	79	68	86.1	59	48	81.4	125	0	90	72.0
	600104096	9204181	REALEKA SECONDARY SCHOOL	2	137	115	83.9	130	104	80.0	114	5	106	93.0
	600101804	9225107	REGOROGILE COMBINED SCHOOL	3	8	5	62.5	19	13	68.4	20	0	10	50.0
	600101835	9225108	RESOLOFETSE SECONDARY SCHOOL	3	83	65	78.3	83	52	62.7	84	0	48	57.1
	600101883	9204200	SANNIESHOF HIGH SCHOOL	4	21	21	100.0	35	35	100.0	41	0	41	100.0
	600101887	9215110	SCHOONSPRUIT HIGH SCHOOL	4	119	118	99.2	129	129	100.0	138	3	138	100.0
	600101928	9225116	SEIPHAMELO SECONDARY SCHOOL	4	100	88	88.0	101	83	82.2	105	23	101	96.2
	600102035	9215118	STILFONTEIN HIGH SCHOOL	4	50	49	98.0	77	61	79.2	56	0	53	94.6
	600102126	9215125	THUTO THEBE SECONDARY SCHOOL	3	52	40	76.9	53	42	79.2	71	0	51	71.8
	600102122	9225126	THUTO-BOSWA SECONDARY SCHOOL	3	113	86	76.1	89	65	73.0	104	0	89	85.6
	600102127	9215129	THUTO-TSEBO SECONDARY SCHOOL	2	105	93	88.6	77	69	89.6	124	0	116	93.5
	600102140	9205131	TIRAGALO SECONDARY SCHOOL	3	38	37	97.4	64	60	93.8	38	0	31	81.6
	600105167	9204464	TIRISANO SECONDARY SCHOOL	2	77	41	53.2	28	20	71.4	88	0	51	58.0
	600102172	9204237	TLHOAFALO SECONDARY SCHOOL	2	57	48	84.2	49	47	95.9	82	8	42	51.2
	600102181	9225133	TLOKWE SECONDARY SCHOOL	3	94	79	84.0	78	61	78.2	127	0	89	70.1
	600102202	9215134	TSAMMA SECONDARY SCHOOL	3	127	94	74.0	86	44	51.2	114	15	101	88.6
	600102216	9215135	TSHEBEDISANO SECONDARY SCHOOL	3	74	69	93.2	116	101	87.1	148	1	123	83.1
	600102217	9215136	TSHEDIMOSETSO SECONDARY SCHOOL	3	98	69	70.4	86	52	60.5	63	0	48	76.2
	600102295	9215142	VAAL REEFS TECHNICAL HIGH SCHOOL	4	119	102	85.7	159	120	75.5	243	1	172	70.8
	600102305	9225144	VENTERSDORP HIGH SCHOOL	5	16	16	100.0	18	18	100.0	20	1	16	80.0

District Name	EMIS No	Centre No	Centre Name	Quintile	2013			2014			2015			
					Wrote	Achieved	% Achieved	Wrote	Achieved	% Achieved	Wrote	No Progressed	Achieved	% Achieved
DR. K. KAUNDA	600102324	9215146	VUYANIMAWETHU SECONDARY SCHOOL	3	98	70	71.4	106	80	75.5	141	22	69	48.9
	600102335	9215149	WESVALIA HIGH SCHOOL	5	149	148	99.3	122	122	100.0	136	5	136	100.0
	600102344	9205150	WOLMARANSSTAD HIGH SCHOOL	4	92	91	98.9	71	67	94.4	57	0	56	98.2
DR. R.S. MOMPATI	600100041	9304004	BADIBANA HIGH SCHOOL	2	26	22	84.6	36	34	94.4	72	0	42	58.3
	600100062	9304006	BAKOLOBENG JUNIOR SECONDARY SCHOOL	3	60	57	95.0	60	44	73.3	61	0	51	83.6
	600100094	9313007	BATLHAPING HIGH SCHOOL	1	221	181	81.9	148	134	90.5	182	0	165	90.7
	600100431	9315008	BLOEMHOF COMBINED	4	40	38	95.0	41	37	90.2	38	0	34	89.5
	600100135	9313011	BOGOSING HIGH SCHOOL	1	35	33	94.3	21	20	95.2	41	0	33	80.5
	600100136	9333012	BOIJANE HIGH SCHOOL	1	31	29	93.5	44	38	86.4	51	0	43	84.3
	600100152	9304021	BOITHAOPO HIGH SCHOOL	3	99	82	82.8	140	92	65.7	95	1	70	73.7
	600100185	9333017	BOPAGANANG PUBLIC SCHOOL	3	99	60	60.6	93	77	82.8	84	17	64	76.2
	600100191	9323018	BORE SECONDARY SCHOOL	2							76	0	66	86.8
	600100219	9323022	BRAY INTERMEDIATE SCHOOL	1				13	9	69.2	11	0	7	63.6
	600100239	9315015	CHRISTIANA COMBINED	4	43	40	93.0	43	34	79.1	39	0	37	94.9
	600105106	9313234	CHRISTIANA SCHOOL FOR THE BLIND	-	10	9	90.0	4	2	50.0	4	0	4	100.0
	600100245	9333025	COLINDA SECONDARY	3	72	61	84.7	47	42	89.4	68	0	54	79.4
	600100381	9304043	G S PHOI HIGH SCHOOL	1	37	25	67.6	66	33	50.0	91	0	40	44.0
	600100384	9313034	GABOBIDIWE HIGH SCHOOL	2	54	54	100.0	69	68	98.6	97	0	84	86.6
	600104075	9304048	GA-KHUNWANA HIGH SCHOOL	3	95	74	77.9	61	45	73.8	132	3	88	66.7
	600100413	9315027	GAOPALELWE SECONDARY SCHOOL	2	126	80	63.5	68	47	69.1	123	0	70	56.9
	600100436	9304051	GEYSDORP SECONDARY SCHOOL	1	36	35	97.2	86	66	76.7	76	0	69	90.8
	600100463	9304053	GOTHATA SECONDARY SCHOOL	1	16	15	93.8	25	22	88.0	69	8	43	62.3
	600100518	9323045	HUHUDI HIGH SCHOOL	2	120	113	94.2	107	70	65.4	129	0	90	69.8
	600100541	9304057	IKOPANYENG SECONDARY SCHOOL	1	44	41	93.2	93	88	94.6	111	0	107	96.4
	600100549	9335038	IPELEGENG HIGH SCHOOL	3	110	66	60.0	46	35	76.1	93	0	69	74.2
	600100578	9335039	ITSHUPENG SECONDARY SCHOOL	3	119	94	79.0	106	92	86.8	121	2	92	76.0
600100596	9333054	JERRY MAHURA SECONDARY SCHOOL	2	33	33	100.0	40	37	92.5	50	13	43	86.0	

District Name	EMIS No	Centre No	Centre Name	Quintile	2013			2014			2015			
					Wrote	Achieved	% Achieved	Wrote	Achieved	% Achieved	Wrote	No Progressed	Achieved	% Achieved
DR. R.S. MOMPATI	600100604	9313055	JOSEPH SAKU MIDDLE SCHOOL	1	29	22	75.9	39	35	89.7	33	0	30	90.9
	600100692	9323068	KGONONYANE HIGH SCHOOL	1	82	73	89.0	107	91	85.0	115	0	85	73.9
	600100697	9313070	KGOSIETSILE-LETHOLA MIDDLE SCHOOL	3	73	63	86.3	74	52	70.3	93	0	61	65.6
	600100699	9323072	KGOSITHEBE COMBINED SCHOOL	1	19	16	84.2	19	10	52.6	38	4	16	42.1
	600100725	9333075	KISMET SECONDARY	4	25	24	96.0	27	27	100.0	24	0	24	100.0
	600105066	9304279	KOPANELO SECONDARY SCHOOL	1	44	36	81.8	28	27	96.4	30	1	29	96.7
	600100770	9315056	KROMELLENBOOG COMBINED SCHOOL	1	16	12	75.0	13	7	53.8	20	0	18	90.0
	600100864	9313085	LEPHA TSHIMILE HIGH SCHOOL	1	71	55	77.5	71	52	73.2	70	55	55	78.6
	600100819	9315059	LE-RONA SCHOOL	3	57	52	91.2	58	55	94.8	89	0	81	91.0
	600100872	9304088	LERUNTSE-LESEDI HIGH SCHOOL	1	39	37	94.9	54	53	98.1	71	0	66	93.0
	600101594	9304164	LODIRILE-TSWAING HIGH SCHOOL	1	65	38	58.5	51	39	76.5	54	6	40	74.1
	600100955	9333091	MAATLA HIGH SCHOOL	1	164	142	86.6	95	61	64.2	112	0	79	70.5
	600104057	9304101	MADIBOGO HIGH SCHOOL	2	86	80	93.0	77	70	90.9	117	0	108	92.3
	600101016	9313094	MAJENG SEC SCHOOL	2	52	45	86.5	39	36	92.3	74	16	48	64.9
	600105077	9313231	MAMMUTLA SECONDARY SCHOOL	3	34	22	64.7	17	14	82.4	29	0	17	58.6
	600104004	9335155	MAMPHO SECONDARY SCHOOL	1	57	57	100.0	48	47	97.9	54	0	53	98.1
	600101071	9313099	MANKUROANE TECH AND COMM H/S	1	64	61	95.3	64	62	96.9	48	0	47	97.9
	600101119	9333102	MARUBISING SECONDARY SCHOOL	2	34	31	91.2	28	21	75.0	26	0	23	88.5
	600101286	9304131	MOGAWANE HIGH SCHOOL	2	22	22	100.0	1	1	100.0	43	0	38	88.4
	600101319	9333115	MOKGARENG HIGH SCHOOL	2	48	35	72.9	61	43	70.5	74	8	37	50.0
	600101357	9323117	MONCHUSI SECONDARY SCHOOL	2	43	40	93.0	67	61	91.0	112	0	103	92.0
	600101380	9323120	MORERI SECONDARY SCHOOL	1	45	33	73.3	59	35	59.3	47	0	36	76.6
	600101419	9313125	MOTHELESI SECONDARY SCHOOL	2	28	21	75.0	26	17	65.4	16	11	15	93.8
	600101524	9304156	NOTO HIGH SCHOOL	1	50	46	92.0	46	39	84.8	54	5	47	87.0
600101552	9335084	OBANG SECONDARY SCHOOL	3	41	37	90.2	56	39	69.6	43	0	32	74.4	

District Name	EMIS No	Centre No	Centre Name	Quintile	2013			2014			2015			
					Wrote	Achieved	% Achieved	Wrote	Achieved	% Achieved	Wrote	No Progressed	Achieved	% Achieved
DR. R.S. MOMPATI	600101558	9323131	OGODISENG SECONDARY SCHOOL	2							40	0	35	87.5
	600104097	9304162	ONKABETSE-THUTO TECHNICAL and COMM	3	92	65	70.7	52	25	48.1	121	0	72	59.5
	600101590	9313134	P H MOEKETSI AGRIC HIGH SCHOOL	3	54	51	94.4	35	34	97.1	46	1	44	95.7
	600101632	9304167	PHATSIMA SEC SCHOOL	3	39	37	94.9	71	65	91.5	76	10	67	88.2
	600101650	9323143	PICA PAU HIGH SCHOOL	1	13	8	61.5	17	8	47.1	8	0	1	12.5
	600101653	9313145	PINAGARE HIGH SCHOOL	3	108	104	96.3	91	84	92.3	90	0	85	94.4
	600101656	9323146	PITSO LETLHOGILE MIDDLE SCHOOL	1	35	34	97.1	26	23	88.5	41	3	31	75.6
	600101687	9333148	PUDUMONG SEC SCHOOL	3	73	59	80.8	78	59	75.6	90	0	60	66.7
	600101690	9333149	PULE LEEUW COMPREHENSIVE SEC SCHOOL	3	102	77	75.5	114	65	57.0	133	49	87	65.4
	600100170	9304174	RAKGWEDI-BOKANG HIGH SCHOOL	3	52	45	86.5	40	30	75.0	63	0	39	61.9
	600104268	9335162	REABETSWE SECONDARY SCHOOL	3	127	115	90.6	99	93	93.9	172	0	167	97.1
	600101814	9323161	REITSHOKILE INTERMEDIATE SCHOOL	1	22	14	63.6	16	11	68.8	16	4	3	18.8
	600101818	9313162	REIVILO COMBINED PUBLIC SCHOOL	3	25	18	72.0	30	20	66.7	27	0	19	70.4
	600101819	9313163	REIVILO HIGH SCHOOL	3	23	16	69.6	16	16	100.0	38	0	38	100.0
	600105310	9333235	REKGARATLHILE SECONDARY SCHOOL	3				26	23	88.5	25	0	20	80.0
	600100503	9335111	SCHWEIZER RENEKE HIGH SCHOOL	4	71	65	91.5	70	60	85.7	72	0	65	90.3
	600105132	9313064	SEABO HIGH SCHOOL	3	87	62	71.3	78	49	62.8	79	0	60	75.9
	600101896	9323171	SEBETWANE SECONDARY SCHOOL	1	90	67	74.4	85	63	74.1	133	32	72	54.1
	600101980	9323176	SETSWAKGOSING HIGH SCHOOL	2	132	123	93.2	150	132	88.0	122	0	109	89.3
	600102025	9313178	ST PAUL 'S HIGH SCHOOL	3	107	73	68.2	92	64	69.6	89	0	59	66.3
	600102031	9333180	STELLA HIGH SCHOOL	4	19	19	100.0	25	25	100.0	28	0	27	96.4
	600102073	9313183	THABASIKWA SECONDARY SCHOOL	2	13	9	69.2	30	14	46.7	52	0	28	53.8
	600102084	9333184	THAKUNG SECONDARY SCHOOL	3							12	2	9	75.0
	600102086	9333185	THAPAMA HIGH SCHOOL	1	54	47	87.0	69	51	73.9	71	0	61	85.9
	600102119	9323190	THUSO THEBE HIGH SCHOOL	1	51	46	90.2	29	25	86.2	77	20	52	67.5

District Name	EMIS No	Centre No	Centre Name	Quintile	2013			2014			2015			
					Wrote	Achieved	% Achieved	Wrote	Achieved	% Achieved	Wrote	No Progressed	Achieved	% Achieved
DR. R.S. MOMPATI	600102120	9313191	THUSOETSILE MIDDLE SCHOOL	1	28	6	21.4	51	31	60.8	40	2	32	80.0
	600103604	9315128	THUTO-LORE PUBLIC SEC SCHOOL	3	78	49	62.8	65	50	76.9	62	3	46	74.2
	600102137	9333195	TIGER KLOOF COMBINED SCHOOL	4	74	72	97.3	67	62	92.5	78	0	75	96.2
	600102183	9323198	TLOTLANG-THUTO MIDDLE SCHOOL	1				14	3	21.4	15	0	13	86.7
	600102192	9323199	TONG COMPREHENSIVE SECONDARY SCHOOL	2	115	106	92.2	126	94	74.6	165	0	93	56.4
	600102198	9313201	TOTONYANE SECONDARY SCHOOL	1	38	16	42.1	19	3	15.8	19	10	18	94.7
	600103611	9323232	TSHIPIETSILE SECONDARY SCHOOL	2	11	10	90.9	13	10	76.9	11	0	10	90.9
	600102292	9304249	UTLWANANG-BAROLONG SECONDARY SCHOOL	2	119	101	84.9	87	75	86.2	111	0	84	75.7
	600102298	9315143	VAALOEWER SECONDARY SCHOOL	3	10	8	80.0	10	7	70.0	11	4	8	72.7
	600102321	9333217	VRYBURG HIGH SCHOOL	4	130	129	99.2	106	106	100.0	106	0	105	99.1
600102328	9313219	WALTER LETSIE SECONDARY SCHOOL	2	53	46	86.8	38	14	36.8	61	2	43	70.5	
NGAKA M. MOLEMA	600100056	9414005	BAITSHOKI SENIOR SECONDARY SCHOOL	1	101	100	99.0	143	126	88.1	183	62	144	78.7
	600100083	9434010	BAROLONG HIGH SCHOOL	1	207	191	92.3	220	182	82.7	197	40	144	73.1
	600100097	9424013	BATLOUNG JUNIOR SECONDARY SCHOOL	1	91	68	74.7	91	68	74.7	156	22	94	60.3
	600100101	9434015	BATSWANA HIGH COMMERCIAL SCHOOL	4	178	172	96.6	154	148	96.1	323	23	305	94.4
	600100109	9414016	BETHEL HIGH SCHOOL	4	145	138	95.2	95	84	88.4	126	0	117	92.9
	600100155	9434022	BOITSEANAPE TECH and COMM SCHOOL	4	63	63	100.0	71	67	94.4	65	38	64	98.5
	600100188	9414026	BOPHIRIMA SECONDARY SCHOOL	1	97	92	94.8	47	42	89.4	66	34	49	74.2
	600100243	9414033	COLIGNY HIGH SCHOOL	4	8	8	100.0	40	40	100.0	50	7	50	100.0
	600100255	9424034	DANVILLE SECONDARY	4	76	59	77.6	89	62	69.7	123	39	64	52.0
	600100374	9414039	F M RAMABOEA TECHN AND COMM HIGH SCHO	1	43	41	95.3	24	24	100.0	84	26	75	89.3
	600100385	9402021	GABONEWE SECONDARY SCHOOL	1	48	48	100.0	25	25	100.0	48	0	46	95.8
	600100386	9414044	GABORONE SECONDARY SCHOOL	1	16	13	81.3	14	13	92.9	21	0	15	71.4
	600100393	9414047	GAETSHO HIGH SCHOOL	1	87	84	96.6	130	117	90.0	131	31	117	89.3
	600105067	9424277	GOLF VIEW PARK HIGH SCHOOL	4	75	71	94.7	94	90	95.7	102	0	87	85.3

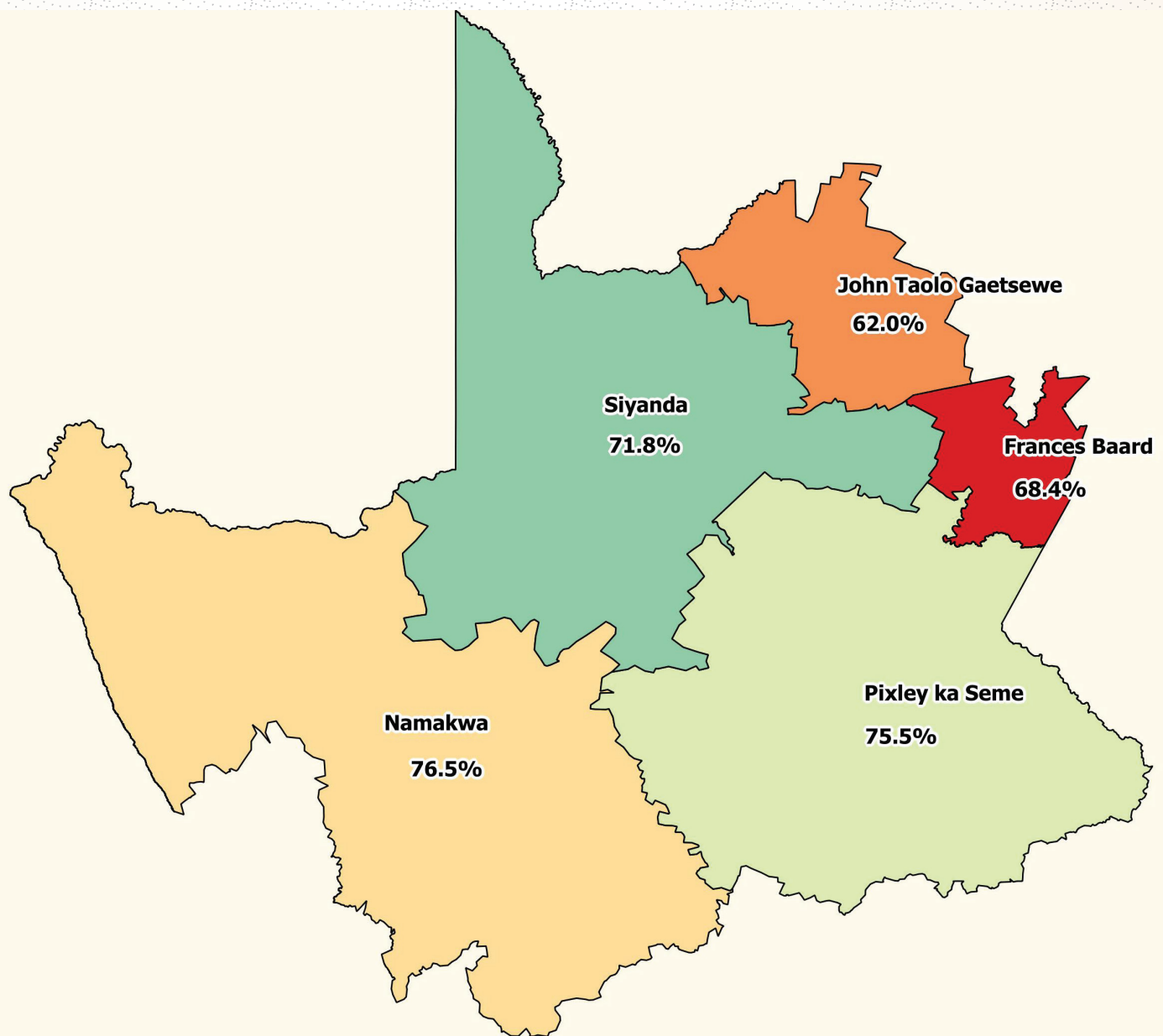
District Name	EMIS No	Centre No	Centre Name	Quintile	2013			2014			2015			
					Wrote	Achieved	% Achieved	Wrote	Achieved	% Achieved	Wrote	No Progressed	Achieved	% Achieved
DR. R.S. MOMPATI	600100522	9444054	IKAGELENG HIGH SCHOOL	1	43	37	86.0	38	35	92.1	113	24	79	69.9
	600100586	9414063	J M LEKGETHA COMMERCIAL HIGH	1	72	68	94.4	43	43	100.0	101	9	88	87.1
	600100593	9444065	JANGJO SECONDARY SCHOOL	2	38	35	92.1	49	38	77.6	73	0	31	42.5
	600100612	9434066	KAGISO BAROLONG HIGH SCHOOL	2	28	28	100.0	29	28	96.6	45	10	41	91.1
	600100642	9434068	KEBALEPILE JUN SEC SCHOOL	4	137	134	97.8	115	110	95.7	232	0	184	79.3
	600103608	9424069	KEBONANG SECONDARY SCHOOL	4	117	105	89.7	130	119	91.5	169	37	129	76.3
	600103624	9414071	KGOKE LESABE PUBLIC SCHOOL	1	15	13	86.7	23	21	91.3	50	0	34	68.0
	600100759	9414077	KOPANELO COMBINED SCHOOL	1	22	18	81.8	23	22	95.7	54	7	38	70.4
	600100768	9402056	KOSTER HIGH SCHOOL	3	39	38	97.4	44	44	100.0	52	0	51	98.1
	600100783	9404079	KUTLWANO COMBINED SCHOOL	1	5	5	100.0	9	9	100.0	15	0	15	100.0
	600100816	9424080	LAPOLOGANG SEN SEC SCHOOL	3	132	98	74.2	104	78	75.0	200	57	113	56.5
	600100882	9434089	LETEANE HIGH SCHOOL	3	127	101	79.5	71	66	93.0	96	0	93	96.9
	600100898	9424090	LETSATSING HIGH SCHOOL	4	180	171	95.0	118	90	76.3	141	2	111	78.7
	600100904	9414095	LICHTENBURG HIGH SCHOOL	5	248	248	100.0	240	239	99.6	196	1	196	100.0
	600104001	9424099	MAANO SECONDARY SCHOOL	2	32	28	87.5	30	22	73.3	35	0	28	80.0
	600100967	9424100	MADIBA HIGH SCHOOL	1	13	12	92.3	15	15	100.0	15	0	14	93.3
	600100984	9424102	MAFIKENG HIGH SCHOOL	4	86	78	90.7	85	75	88.2	84	0	76	90.5
	600103606	9444112	MARUAPULA SECONDARY SCHOOL	1	30	24	80.0	34	30	88.2	32	0	26	81.3
	600104037	9434115	MASELWANYANE HIGH SCHOOL	1	43	35	81.4	28	20	71.4	37	0	30	81.1
	600101169	9444117	MATTHEWS MANGOPE HIGH SCHOOL	1	16	16	100.0	17	17	100.0	44	2	40	90.9
	600101207	9424120	MMABATHO HIGH SCHOOL	4	191	187	97.9	127	117	92.1	185	18	177	95.7
	600101210	9444123	MMAJANE SEC SCHOOL	2	93	70	75.3	65	43	66.2	93	16	59	63.4
	600101213	9444124	MMAKGAJE SECONDARY SCHOOL	2	9	7	77.8	10	2	20.0	23	0	21	91.3
	600101240	9434127	MMOLEDI HIGH SCHOOL	2	40	34	85.0	71	66	93.0	53	0	47	88.7
	600101251	9424129	MOCOCE HIGH SCHOOL	2	61	59	96.7	65	63	96.9	67	4	63	94.0
	600101274	9402218	MOEDWIL SECONDARY SCHOOL	1	31	31	100.0	24	23	95.8	30	0	28	93.3

District Name	EMIS No	Centre No	Centre Name	Quintile	2013			2014			2015			
					Wrote	Achieved	% Achieved	Wrote	Achieved	% Achieved	Wrote	No Progressed	Achieved	% Achieved
DR. R.S. MOMPATI	600101275	9402100	MOEFI HIGH SCHOOL	2	36	35	97.2	24	20	83.3	52	0	36	69.2
	600101283	9434130	MOGAKOLODI-MASIBI COMPR SCHOOL	1	33	29	87.9	44	44	100.0	35	25	32	91.4
	600101315	9444135	MOKGAKALA HIGH SCHOOL	2	96	85	88.5	64	51	79.7	89	0	44	49.4
	600101029	9444136	MOKGOJWA INTERMEDIATE SCHOOL	2	15	13	86.7	16	10	62.5	33	14	26	78.8
	600105254	9424476	MOLELWANE SECONDARY SCHOOL	3	96	90	93.8	75	65	86.7	165	12	133	80.6
	600101374	9402108	MORARE SCHOOL	3	72	69	95.8	67	62	92.5	78	0	67	85.9
	600101376	9414140	MORE SEC SCHOOL	1	33	33	100.0	19	17	89.5	51	8	51	100.0
	600101395	9444142	MOSEKAPHOFU SECONDARY SCHOOL	1	31	23	74.2	29	19	65.5	54	26	30	55.6
	600101406	9434144	MOSIKARE SECONDARY SCHOOL	1	104	90	86.5	93	65	69.9	74	12	58	78.4
	600101420	9434146	MOTHIBINYANE HIGH SCHOOL	2	38	33	86.8	27	27	100.0	68	0	58	85.3
	600101434	9402110	MOTLHAPUTSENG SCHOOL	3	111	109	98.2	95	86	90.5	139	0	129	92.8
	600101439	9444148	MOTSALOORE SECONDARY SCHOOL	1	61	48	78.7	46	34	73.9	62	0	37	59.7
	600101458	9444149	MOTSWEDI HIGH SCHOOL	3	300	268	89.3	218	195	89.4	306	0	214	69.9
	600101459	9424150	MOTUBA HIGH SCHOOL	1	32	21	65.6	46	38	82.6	68	6	51	75.0
	600101467	9402113	MPHE-BANA SECONDARY SCHOOL	2	128	108	84.4	113	96	85.0	163	16	140	85.9
	600101475	9444152	MPOLOKANG HIGH SCHOOL	1	57	56	98.2	81	75	92.6	124	4	78	62.9
	600100843	9444153	N R MANDELA COMM SEC SCHOOL	2	25	21	84.0	30	23	76.7	69	31	44	63.8
	600101501	9444154	NGOTWANA SEC SCHOOL	3	46	29	63.0	64	48	75.0	70	4	38	54.3
	600101528	9444157	NTEBOGANG SECONDARY SCHOOL	3	62	53	85.5	38	31	81.6	101	40	46	45.5
	600104266	9424259	ONKGOPOTSE TIRO COMP SCHOOL	1	33	33	100.0	46	43	93.5	50	0	35	70.0
	600101619	9444165	PHAKEDI HIGH SCHOOL	3	40	37	92.5	33	25	75.8	55	11	39	70.9
	600101630	9444166	PHATLHOSO HIGH SCHOOL	3	14	10	71.4	10	9	90.0	16	0	12	75.0
	600101695	9434171	R A KOBUE HIGH SCHOOL	1	82	59	72.0	56	51	91.1	94	0	83	88.3
	600101720	9434175	RAMAINE HIGH SCHOOL	3	63	54	85.7	45	43	95.6	55	12	45	81.8
	600101728	9444177	RAMATU HIGH SCHOOL	3	91	90	98.9	92	80	87.0	142	0	127	89.4
	600101742	9444179	RAMOTSHERE HIGH SCHOOL	3	169	135	79.9	131	108	82.4	185	28	116	62.7

District Name	EMIS No	Centre No	Centre Name	Quintile	2013			2014			2015			
					Wrote	Achieved	% Achieved	Wrote	Achieved	% Achieved	Wrote	No Progressed	Achieved	% Achieved
DR. R.S. MOMPATI	600101782	9444183	REARABILWE SECONDARY SCHOOL	1	69	63	91.3	91	79	86.8	78	1	61	78.2
	600104292	9414475	REBONEILWE SECONDARY SCHOOL	3	113	106	93.8	54	52	96.3	87	0	81	93.1
	600101786	9424186	REDIBONE SECONDARY SCHOOL	4							52	0	48	92.3
	600101789	9402146	REEBONE SEC SCHOOL	2	89	88	98.9	83	65	78.3	82	10	53	64.6
	600101801	9414188	REGOLOTSWE HIGH SCHOOL	3	116	108	93.1	92	73	79.3	175	36	145	82.9
	600101806	9434189	REIKANNE HIGH SCHOOL	3	50	48	96.0	51	41	80.4	65	9	40	61.5
	600101809	9402147	REIPUSENG HIGH SCHOOL	3	30	30	100.0	29	28	96.6	66	0	64	97.0
	600101871	9424196	S C KGOBOKOE HIGH SCHOOL	2	56	47	83.9	46	38	82.6	90	33	50	55.6
	600101875	9444198	SAKALENGWE HIGH SCHOOL	3				7	5	71.4	15	3	9	60.0
	600101915	9402159	SEFUTSWELO HIGH SCHOOL	1	65	58	89.2	68	45	66.2	58	8	48	82.8
	600101930	9424205	SEJANKABO HIGH SCHOOL	2	55	53	96.4	100	86	86.0	130	0	86	66.2
	600101948	9434208	SELEJE SECONDARY SCHOOL	1	33	32	97.0	19	19	100.0	15	0	14	93.3
	600104248	9424211	SETLOPO SCIENCE and COMM SCHOOL	2	127	99	78.0	75	68	90.7	113	5	80	70.8
	600101982	9424212	SETUMO HIGH SCHOOL	2	122	97	79.5	154	119	77.3	180	0	109	60.6
	600101987	9402166	SEWAGODIMO TECH AND COMM HIGH	3	45	45	100.0	25	23	92.0	33	2	30	90.9
	600104106	9424216	SOL PLAATJE SECONDARY SCHOOL	4	151	149	98.7	139	136	97.8	171	0	158	92.4
	600102028	9424218	ST MARY'S SEC SCHOOL	4	70	70	100.0	61	58	95.1	69	0	66	95.7
	600100430	9402172	SWARTRUGGENS COMBINED	4	20	20	100.0	18	18	100.0	19	0	16	84.2
	600102060	9414219	TAU-RAPULANA HIGH SCHOOL	1	109	97	89.0	105	82	78.1	108	74	73	67.6
	600102090	9402175	THEBE-YA-TLHAJWA MIDDLE SCHOOL	1	41	38	92.7	36	32	88.9	65	0	64	98.5
600102123	9404227	THUTO-KE-MATLA SECONDARY SCHOOL	3	14	14	100.0	11	11	100.0	20	4	19	95.0	
600102407	9434254	TLAMELANG SPECIAL SCHOOL	-	4	4	100.0	5	5	100.0	7	0	1	14.3	

District Name	EMIS No	Centre No	Centre Name	Quintile	2013			2014			2015			
					Wrote	Achieved	% Achieved	Wrote	Achieved	% Achieved	Wrote	No Progressed	Achieved	% Achieved
DR. R. S. MOMPATI	600102165	9444235	TLHAOLE HIGH SCHOOL	3	120	102	85.0	116	95	81.9	202	40	120	59.4
	600102243	9434242	TSHOGANYETSO HIGH SCHOOL	2	47	41	87.2	43	32	74.4	67	29	41	61.2
	600102271	9414248	TSWELELOPELE HIGH SCHOOL	3	56	53	94.6	66	50	75.8	112	59	68	60.7
	600102360	9434250	Z M SEATLHOLO HIGH SCHOOL	2	36	36	100.0	48	48	100.0	35	0	35	100.0
	600105069	9444278	ZEERUST COMBINED SCHOOL	4	39	36	92.3	44	39	88.6	82	0	73	89.0
	600102353	9444251	ZEERUST HIGH SCHOOL	5	108	100	92.6	124	120	96.8	95	0	95	100.0

Northern Cape



District Name	EMIS No	Centre No	CENTRE NAME	Quintile	2013			2014			2015			
					Wrote	Achieved	% Achieved	Wrote	Achieved	% Achieved	Wrote	No Progressed	Achieved	% Achieved
FRANCES BAARD	300012601	2012601	H/LANDBOUSKOOL NOORD-KAAPLAND	5	26	20	76.9	33	30	90.9	30	0	27	90.0
	300017302	2017302	H/SCHOOL BANKSDRIFT	1	122	99	81.1	120	64	53.3	155	67	69	44.5
	300013401	2013401	H/SCHOOL BORESETSE	3	115	78	67.8	163	88	54.0	122	36	67	54.9
	300013302	2013302	H/SCHOOL DIKGATLONG	1	78	42	53.8	43	30	69.8	53	0	34	64.2
	300015406	2015406	H/SCHOOL E P LEKHELA	2	131	75	57.3	86	62	72.1	124	70	34	27.4
	300010706	2010706	H/SCHOOL ELIZABETH CONRADIE	-	10	10	100.0	16	14	87.5	15	0	15	100.0
	300011303	2011303	H/SCHOOL EMANG MMOGO	2	140	88	62.9	105	66	62.9	120	0	85	70.8
	300011401	2011401	H/SCHOOL FLOORS HIGH	4	132	91	68.9	106	93	87.7	156	11	114	73.1
	300017407	2017407	H/SCHOOL FLOORS NO2	3							39	41	22	56.4
	300016403	2016403	H/SCHOOL GREENPOINT	3	88	47	53.4	42	29	69.0	87	9	38	43.7
	300012402	2012402	H/SCHOOL HOMEVALE	3	206	126	61.2	194	114	58.8	273	18	146	53.5
	600100690	2100690	H/SCHOOL KGOMOTSO	2	199	133	66.8	286	180	62.9	253	40	150	59.3
	300017404	2017404	H/SCHOOL MOGOMOTSI	1	162	74	45.7	112	85	75.9	152	15	115	75.7
	300101600	2101600	H/SCHOOL PAMPIERSTAD	3	241	210	87.1	179	162	90.5	209	40	193	92.3
	300014402	2014402	H/SCHOOL ST BONIFACE	-	168	136	81.0	140	131	93.6	159	3	145	91.2
	300016402	2016402	H/SCHOOL TETLANYO	2	111	102	91.9	98	89	90.8	104	0	97	93.3
	300012403	2012403	H/SCHOOL THABANE	2	116	43	37.1	67	53	79.1	60	12	32	53.3
	300017405	2017405	H/SCHOOL TLHWAHALANG	1	263	146	55.5	129	69	53.5	283	106	120	42.4
	300015405	2015405	H/SCHOOL TSHIRELECO	2	124	73	58.9	72	48	66.7	113	0	63	55.8
	300012404	2012404	H/SCHOOL VUYOLWETHU	2	126	107	84.9	167	109	65.3	191	1	154	80.6
	300014403	2014403	H/SCHOOL WILLIAM PESCOD	4	166	138	83.1	129	96	74.4	210	9	142	67.6
	300012401	2012401	H/SKOOL ADAMANTIA	5	95	95	100.0	83	83	100.0	88	0	87	98.9
	300012301	2012301	H/SKOOL BARKLY-WES	3	67	39	58.2	60	37	61.7	99	11	40	40.4
	300011304	2011304	H/SKOOL DELPORTSHOOP	3	44	32	72.7	30	17	56.7	93	0	53	57.0
	300015401	2015401	H/SKOOL DIAMANTVELD	5	142	135	95.1	132	129	97.7	134	0	132	98.5
	300017401	2017401	H/SKOOL HARTSWATER	4	59	58	98.3	62	60	96.8	65	2	63	96.9
	300011402	2011402	H/SKOOL NOORD-KAAP	5	190	185	97.4	165	162	98.2	199	3	189	95.0
	300015404	2015404	H/SKOOL PESCODIA	3	146	89	61.0	104	71	68.3	166	0	79	47.6
	300014303	2014303	H/SKOOL RIETVALE	1	75	42	56.0	64	41	64.1	119	62	42	35.3
	300017402	2017402	H/SKOOL VAALHARTS	5	42	42	100.0	39	38	97.4	63	0	61	96.8
	300013402	2013402	H/SKOOL VAALRIVIER	5	24	24	100.0	21	21	100.0	27	0	26	96.3
	300017403	2017403	H/SKOOL WARRENTON	4	25	15	60.0	19	19	100.0	36	0	25	69.4
300017305	2017305	H/SKOOL WARRENVALE	2	26	19	73.1	30	18	60.0	29	0	21	72.4	

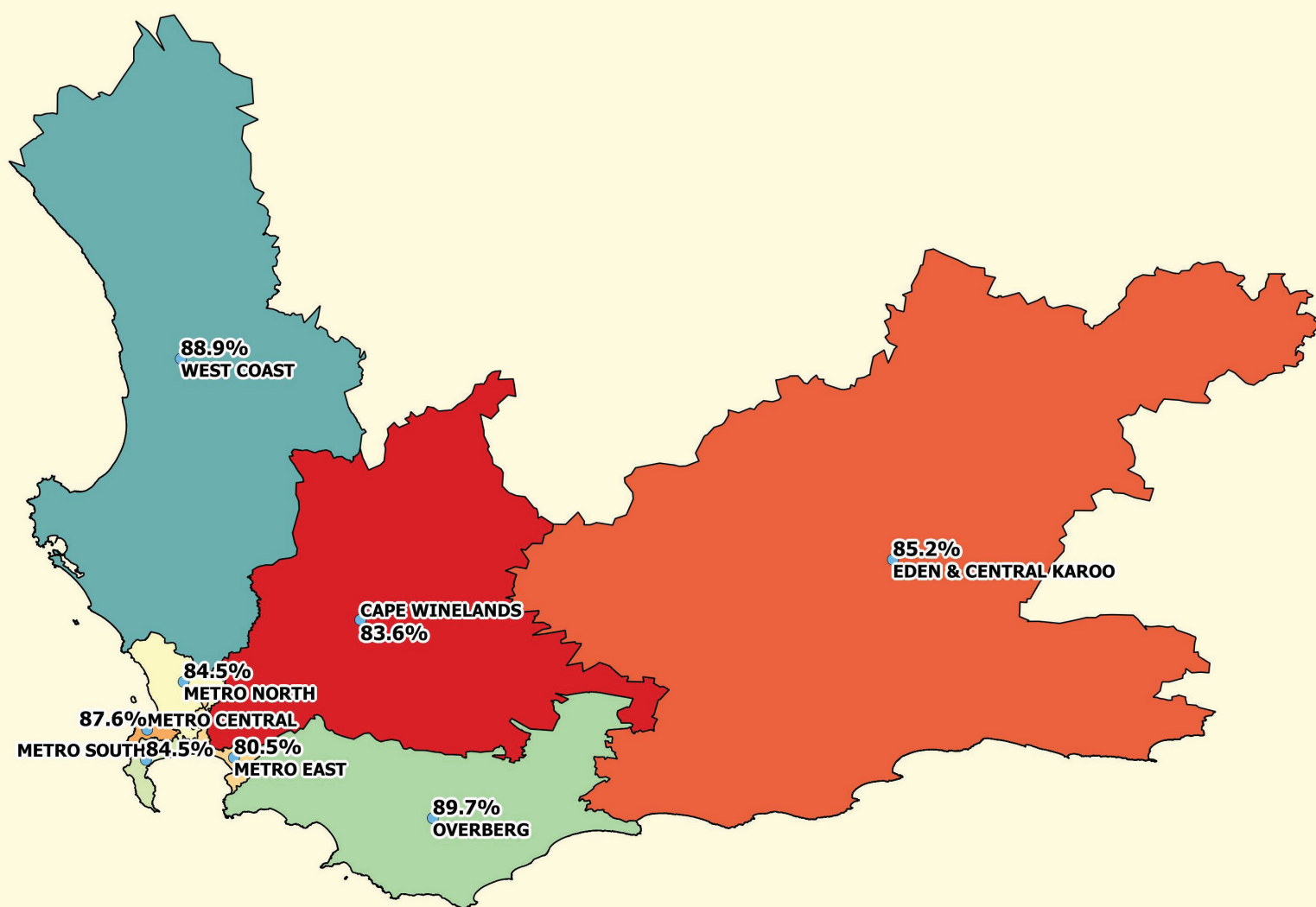
District Name	EMIS No	Centre No	CENTRE NAME	Quintile	2013			2014			2015			
					Wrote	Achieved	% Achieved	Wrote	Achieved	% Achieved	Wrote	No Progressed	Achieved	% Achieved
FRANCES BAARD	300011501	2011501	H/TEGNESE SKOOL KIMBERLEY	5	113	99	87.6	92	79	85.9	113	0	97	85.8
	300016302	2016302	IXUNKHWESA COMBINED SCHOOL	1	12	10	83.3	13	6	46.2	22	8	7	31.8
	300015403	2015403	KIMBERLEY BOYS HIGH SCHOOL	5	84	78	92.9	74	67	90.5	86	9	83	96.5
	300011403	2011403	KIMBERLEY GIRLS HIGH SCHOOL	5	122	122	100.0	124	124	100.0	119	0	119	100.0
	300010705	2010705	RE TLAMELENG SPECIAL SCHOOL	-	3	1	33.3	3	3	100.0	4	0	0	0.0
	300012304	2012304	REAKANTSWE INTERMEDIATE SCHOOL	1	26	18	69.2	28	22	78.6	33	0	23	69.7
	300017307	2017307	ST CYPRIAN'S GRAMMAR SCHOOL	-	18	17	94.4	13	12	92.3	14	0	13	92.9
	300017304	2017304	VAALHARTS GEKOMBINEERDE SKOOL	1	48	37	77.1	18	11	61.1	35	0	21	60.0
JOHN TAOLO GAETSEWE	300100037	2100037	H/SCHOOL BA-GALOTLHARE	1							9	0	9	100.0
	600104042	2104042	H/SCHOOL BA-GA-PHADIMA	3							22	0	15	68.2
	600100055	2100055	H/SCHOOL BAITIREDI TECH	3	160	111	69.4	104	94	90.4	146	56	80	54.8
	300045219	2045219	H/SCHOOL BANKHARA BODULONG	1	39	35	89.7	30	30	100.0	53	32	42	79.2
	600100095	2100095	H/SCHOOL BATLHARO-TLHAPING	3	207	112	54.1	177	143	80.8	190	67	117	61.6
	600100557	2100557	H/SCHOOL BOTHITHONG	1							36	0	29	80.6
	600100271	2100271	H/SCHOOL DIBOTSWA	1							62	0	59	95.2
	600100397	2100397	H/SCHOOL GALALETSE	3	147	118	80.3	114	80	70.2	166	42	94	56.6
	300044208	2044208	H/SCHOOL GAMAGARA	1	27	16	59.3	29	15	51.7	72	30	33	45.8
	600100526	2100526	H/SCHOOL IKAKANYENG	1	19	15	78.9	18	9	50.0	26	5	19	73.1
	300100573	2100573	H/SCHOOL ITLOTLENG	1	53	38	71.7	47	21	44.7	65	21	25	38.5
	600100769	2100769	H/SCHOOL K P TOTO TECH & COMM	1	46	35	76.1	78	62	79.5	61	20	22	36.1
	600100774	2100774	H/SCHOOL K S SHUPING	1	36	30	83.3	48	35	72.9	70	29	46	65.7
	600100646	2100646	H/SCHOOL KEGOMODITSWE	1							16	0	15	93.8
	600100873	2100873	H/SCHOOL LESEDI	1	54	46	85.2	43	34	79.1	112	51	63	56.3
	300101486	2101486	H/SCHOOL NAMETSEGANG	1							105	0	74	70.5
	300101562	2101562	H/SCHOOL OLEBOGENG	1	40	32	80.0	21	20	95.2	34	1	30	88.2
600101617	2101617	H/SCHOOL PHAKANE	3	35	33	94.3	50	24	48.0	69	54	21	30.4	

District Name	EMIS No	Centre No	CENTRE NAME	Quintile	2013			2014			2015			
					Wrote	Achieved	% Achieved	Wrote	Achieved	% Achieved	Wrote	No Progressed	Achieved	% Achieved
JOHN TAOLO GAETSEWE	300101655	2101655	H/SCHOOL PITSO-JANTJIE	3	87	62	71.3	71	47	66.2	139	102	62	44.6
	300101821	2101821	H/SCHOOL REKGARATLHILE	3	201	85	42.3	85	40	47.1	134	79	62	46.3
	600101827	2101827	H/SCHOOL REMMOGO	3	95	90	94.7	127	93	73.2	208	86	105	50.5
	600101920	2101920	H/SCHOOL SEGOPOTSO	3							20	0	20	100.0
	300045401	2045401	H/SKOOL KALAHARI	5	159	151	95.0	131	115	87.8	176	5	155	88.1
	300044402	2044402	H/SKOOL KATHU	5	119	107	89.9	126	112	88.9	142	11	124	87.3
	300044302	2044302	H/SKOOL LANGBERG	3	19	14	73.7	53	30	56.6	51	36	23	45.1
	300045403	2045403	H/SKOOL WRENCHVILLE	3	71	31	43.7	45	18	40.0	121	9	82	67.8
	0	2045209	HOTAZEL COLLEGE	-							14	0	12	85.7
	300045303	2045303	HOTAZEL COMBINED SCHOOL	3	29	21	72.4	24	12	50.0	46	14	24	52.2
	300051301	2051301	KURUMAN CHRISTIAN ACADAMY	-							11	0	11	100.0
NAMAQUA	300032302	2032302	F J SMIT INTERMEDIATE SCHOOL	5	39	32	82.1	31	26	83.9	44	7	23	52.3
	300034206	2034206	H/SKOOL AGGENEYS	5	16	13	81.3	22	21	95.5	16	0	15	93.8
	300031402	2031402	H/SKOOL ALEXANDERBAAI	5	33	32	97.0	32	29	90.6	39	0	36	92.3
	300034304	2034304	H/SKOOL BOESMANLAND	4	60	44	73.3	60	42	70.0	58	7	41	70.7
	300033402	2033402	H/SKOOL CALVINIA	5	30	30	100.0	40	33	82.5	42	3	26	61.9
	300031401	2031401	H/SKOOL CONCORDIA	4	95	92	96.8	93	84	90.3	98	0	94	95.9
	300033301	2033301	H/SKOOL FRASERBURG	2	24	23	95.8	14	14	100.0	19	0	17	89.5
	300033302	2033302	H/SKOOL GARIES	5	52	48	92.3	31	28	90.3	41	5	27	65.9
	300033401	2033401	H/SKOOL HANTAM	4	79	65	82.3	68	57	83.8	98	12	66	67.3
	300032305	2032305	H/SKOOL KHARKHAMS	1	35	33	94.3	41	37	90.2	47	5	42	89.4
	300033211	2033211	H/SKOOL LOERIESFONTEIN	4	19	17	89.5	22	17	77.3	19	0	8	42.1
	300031302	2031302	H/SKOOL NABABEEP	5	60	46	76.7	68	47	69.1	62	0	45	72.6
	300032401	2032401	H/SKOOL NAMAKWALAND	5	88	88	100.0	62	61	98.4	80	0	79	98.8
	300034309	2034309	H/SKOOL O'KIEP	4	54	51	94.4	53	42	79.2	65	0	53	81.5
	300032308	2032308	H/SKOOL PORT NOLLOTH	4	41	37	90.2	58	38	65.5	50	7	23	46.0
	300033313	2033313	H/SKOOL PROTEA	2	19	17	89.5	17	15	88.2	20	0	16	80.0
	300032402	2032402	H/SKOOL S A VAN WYK	5	53	40	75.5	54	41	75.9	80	0	53	66.3
	300031403	2031403	H/SKOOL STEINKOPF	4	72	69	95.8	87	66	75.9	77	4	67	87.0
	300033303	2033303	H/SKOOL SUTHERLAND	4	16	15	93.8	9	9	100.0	17	0	14	82.4
	300033304	2033304	H/SKOOL WILLISTON	4	14	13	92.9	29	24	82.8	21	8	18	85.7
300034401	2034401	ST ANNA PRIVAATSKOOL	-	20	17	85.0	30	24	80.0	15	0	8	53.3	

District Name	EMIS No	Centre No	CENTRE NAME	Quintile	2013			2014			2015			
					Wrote	Achieved	% Achieved	Wrote	Achieved	% Achieved	Wrote	No Progressed	Achieved	% Achieved
PIXLEY KA SEME	300011404	2011404	H/SCHOOL BONGANI	2	65	51	78.5	48	43	89.6	87	65	55	63.2
	300023401	2023401	H/SCHOOL ENOCH MTHETHO	2	28	15	53.6	36	11	30.6	33	24	14	42.4
	300021403	2021403	H/SCHOOL MONWABISI	3	82	48	58.5	70	51	72.9	67	12	50	74.6
	300023402	2023402	H/SCHOOL PHAKAMISANI	2	22	14	63.6	39	14	35.9	43	24	20	46.5
	300021208	2021208	H/SCHOOL PHILIPSTOWN	1	15	12	80.0	17	13	76.5	25	12	21	84.0
	300023403	2023403	H/SCHOOL UMSO	2	114	41	36.0	77	44	57.1	84	103	69	82.1
	300024401	2024401	H/SKOOOL CARNARVON	4	64	42	65.6	60	44	73.3	87	34	71	81.6
	300023302	2023302	H/SKOOOL COLESBERG	4	47	47	100.0	30	30	100.0	31	3	30	96.8
	300021401	2021401	H/SKOOOL DE AAR	5	66	66	100.0	75	75	100.0	57	0	56	98.2
	300011305	2011305	H/SKOOOL DOUGLAS	5	31	30	96.8	34	34	100.0	33	0	32	97.0
	300022402	2022402	H/SKOOOL GARIEP	4	77	48	62.3	62	56	90.3	119	0	99	83.2
	300022301	2022301	H/SKOOOL HOPETOWN	4	13	13	100.0	23	23	100.0	29	0	29	100.0
	300016401	2016401	H/SKOOOL KARRIKAMMA	2	61	47	77.0	60	39	65.0	85	20	37	43.5
	300021404	2021404	H/SKOOOL ORION	2	98	69	70.4	88	48	54.5	87	0	61	70.1
	300021402	2021402	H/SKOOOL PETRUSVILLE	1	50	34	68.0	39	31	79.5	74	0	57	77.0
	300022302	2022302	H/SKOOOL PRIESKA	5	33	33	100.0	31	30	96.8	32	0	32	100.0
	300024303	2024303	H/SKOOOL RICHMOND	4	62	35	56.5	41	27	65.9	56	13	32	57.1
	300022305	2022305	H/SKOOOL STEYNVILLE	3	47	47	100.0	68	63	92.6	91	0	73	80.2
	300022303	2022303	H/SKOOOL THERON	2	27	23	85.2	16	9	56.3	57	3	35	61.4
	300021405	2021405	H/SKOOOL VERITAS	2	62	51	82.3	74	43	58.1	80	0	66	82.5
300024307	2024307	H/SKOOOL VICTORIA-WES	2	46	35	76.1	38	23	60.5	47	3	35	74.5	
300011302	2011302	H/SKOOOL WESLAAN	4	137	82	59.9	76	67	88.2	151	26	118	78.1	
300023303	2023303	NOUPOORT GEKOMBINEERDE SKOOL	4	57	41	71.9	29	24	82.8	36	9	26	72.2	
300022307	2022307	STRYDENBURG COMBINED SCHOOL	2	15	15	100.0	15	12	80.0	22	2	21	95.5	
300024304	2024304	VICTORIA-WES GEKOMBINEERDE SKOOL	2	23	23	100.0	32	27	84.4	37	9	32	86.5	
Z F MGCAWU	300041401	2041401	H/SKOOOL A J FERREIRA	4	130	99	76.2	79	58	73.4	124	66	90	72.6
	300044401	2044401	H/SKOOOL BLINKKLIP	4	100	64	64.0	124	87	70.2	112	1	88	78.6
	300043401	2043401	H/SKOOOL CARLTON VAN HEERDEN	4	139	119	85.6	180	150	83.3	174	54	128	73.6
	300045302	2045302	H/SKOOOL DANIELSKUIL	5	58	51	87.9	84	76	90.5	104	14	99	95.2
	300041402	2041402	H/SKOOOL DUINEVELD	5	184	183	99.5	153	148	96.7	164	0	163	99.4
	300043402	2043402	H/SKOOOL GROBLERSHOOP	4	92	77	83.7	93	77	82.8	113	36	86	76.1
	300043303	2043303	H/SKOOOL KAKAMAS	4	128	89	69.5	130	78	60.0	206	25	101	49.0
	300042303	2042303	H/SKOOOL KEIMOES	4	41	30	73.2	59	44	74.6	57	5	40	70.2

District Name	EMIS No	Centre No	CENTRE NAME	Quintile	2013			2014			2015			
					Wrote	Achieved	% Achieved	Wrote	Achieved	% Achieved	Wrote	No Progressed	Achieved	% Achieved
Z F MCGAWU	300034305	2034305	H/SKOOL KENHARDT	2	37	31	83.8	40	28	70.0	50	13	38	76.0
	300045402	2045402	H/SKOOL KUILSVILLE	4	95	41	43.2	81	63	77.8	115	33	57	49.6
	300043403	2043403	H/SKOOL MARTIN OOSTHUIZEN	5	39	38	97.4	37	37	100.0	46	0	46	100.0
	300042401	2042401	H/SKOOL ORANJEZICHT	4	108	76	70.4	102	73	71.6	189	73	95	50.3
	300044403	2044403	H/SKOOL POSTMASBURG	5	47	43	91.5	48	44	91.7	53	0	52	98.1
	300041301	2041301	H/SKOOL RIETFontein	1	63	40	63.5	59	35	59.3	70	4	48	68.6
	300043306	2043306	H/SKOOL S C KEARNS	4	169	106	62.7	140	99	70.7	185	42	127	68.6
	300042403	2042403	H/SKOOL SAUL DAMON	3	196	111	56.6	168	100	59.5	183	133	95	51.9
	300041403	2041403	H/SKOOL UPINGTON	5	104	102	98.1	120	118	98.3	120	2	120	100.0
	300042402	2042402	PABALLELO HIGH SCHOOL	1	69	61	88.4	48	39	81.3	107	36	81	75.7
	300044404	2044404	RATANG-THUTO HIGH SCHOOL	2	57	52	91.2	68	59	86.8	65	0	52	80.0

Western Cape



District Name	EMIS No	Centre No	Centre Name	Quintile	2013			2014			2015			
					Wrote	Achieved	% Achieved	Wrote	Achieved	% Achieved	Wrote	No Progressed	Achieved	% Achieved
CAPE WINELANDS	108007173	1317746	AL-AZHAR INSTITUTE OF PAARL	-	8	5	62.5	5	4	80.0	5	0	5	100.0
	127041104	1318802	ASHTON PUBLIC COMBINED	2	39	32	82.1	35	33	94.3	42	3	40	95.2
	127333522	1318803	ASHTON SEK SKOOL	3	73	56	76.7	97	67	69.1	126	21	85	67.5
	126333581	1318805	BELLA VISTA HS	4	146	112	76.7	117	102	87.2	155	0	125	80.6
	112473340	1317701	BERGRIVIER SEK	4	118	102	86.4	114	80	70.2	162	12	141	87.0
	109310202	1317702	BLOEMHOF HS	5	143	143	100.0	137	137	100.0	140	0	140	100.0
	108306202	1317703	BOLAND LANDBOUSKOOL	5	55	55	100.0	68	68	100.0	67	0	67	100.0
	117312202	1318806	BONNIEVALE HS	4	58	58	100.0	54	54	100.0	61	4	61	100.0
	100000265	1318807	BRANDVLEI YOUTH CENTRE	-							9	0	6	66.7
	130333352	1318809	BREERIVIER HS	4	208	134	64.4	186	138	74.2	233	42	190	81.5
	108008338	1317776	BRIDGES ACADEMY	-	8	7	87.5	12	9	75.0	16	0	14	87.5
	126333034	1318810	CERES SEK	4	160	131	81.9	132	95	72.0	206	14	152	73.8
	108473480	1317704	CHARLESTON HILL SEK	2	127	91	71.7	156	86	55.1	139	41	85	61.2
	126310214	1318811	CHARLIE HOFMEYR HS	5	126	125	99.2	98	96	98.0	114	0	114	100.0
	109323535	1317705	CLOETESVILLE HS	4	155	127	81.9	152	119	78.3	196	47	154	78.6
	130333409	1318812	DE KRUISE SEK	1	59	40	67.8	58	44	75.9	63	11	60	95.2
	130315604	1318813	DE LA BAT-SKOOL	-	4	4	100.0	4	4	100.0	6	0	6	100.0
	130042202	1317706	DESMOND MPIOLO TUTU SEC	1	114	79	69.3	160	122	76.3	200	52	154	77.0
	130303201	1318815	DROSTDY HTS.	5	164	162	98.8	141	140	99.3	170	0	170	100.0
	130333344	1318818	ESSELENPARK SEK	4	174	167	96.0	192	170	88.5	269	24	215	79.9
	108312212	1317707	FRANSCHHOEK HS	4	29	26	89.7	31	28	90.3	32	0	31	96.9
	108310233	1317708	GIMNASIUM HS (PAARL)	5	224	223	99.6	211	210	99.5	229	0	229	100.0
	130312220	1318820	GOUDINI HS	5	30	27	90.0	34	23	67.6	31	2	28	90.3
	108473502	1317710	GROENDAL SEK	1	149	108	72.5	109	94	86.2	150	5	122	81.3
	130312225	1318827	HEXVALLEI HS	5	22	20	90.9	27	26	96.3	26	0	26	100.0
	130333557	1318828	HEXVALLEI SEK	2	123	103	83.7	124	104	83.9	175	59	135	77.1
	108310249	1317716	HOER JONGENSKOOL PAARL	5	164	164	100.0	178	177	99.4	172	0	172	100.0
	112310243	1317715	HUGENOTE HS	5	158	157	99.4	148	148	100.0	163	0	162	99.4
	130007282	1317778	IHLUMELO JUN SEK	1	127	107	84.3	204	108	52.9	174	62	111	63.8
	126041327	1318829	IINGCINGA ZETHU SEC	1	87	57	65.5	124	54	43.5	149	0	77	51.7
	109042106	1317717	KAYAMANDI SEC	1	133	113	85.0	142	97	68.3	179	19	153	85.5
	108473367	1317719	KLEIN NEDERBURG SEK	4	255	233	91.4	223	198	88.8	238	22	222	93.3
	108473499	1317720	KYLEMORE SEK	2	89	64	71.9	107	73	68.2	133	16	97	72.9
	108310254	1317722	LA ROCHELLE MEISIES HS	5	113	113	100.0	106	106	100.0	111	0	111	100.0
108310257	1317721	LABORI HS	5	86	81	94.2	76	71	93.4	81	0	79	97.5	
128333026	1318832	LANGEBERG SEK	3	200	168	84.0	190	142	74.7	213	32	175	82.2	

District Name	EMIS No	Centre No	Centre Name	Quintile	2013			2014			2015			
					Wrote	Achieved	% Achieved	Wrote	Achieved	% Achieved	Wrote	No Progressed	Achieved	% Achieved
CAPE WINELANDS	100000436	1318918	LANGERUG SCHOOL	-							12	0	6	50.0
	109323411	1317723	LUCKHOFF SEK	4	114	100	87.7	112	94	83.9	129	0	90	69.8
	109324167	1317730	MAKUPULA SEC	1	100	92	92.0	79	64	81.0	133	47	100	75.2
	128041108	1318834	MASAKHEKE COMBINED	2	36	29	80.6	38	27	71.1	49	6	29	59.2
	130007064	1318869	MCGREGOR WALDORF SCHOOL	-	7	7	100.0	6	6	100.0	11	0	11	100.0
	127310261	1318835	MONTAGU HS	4	83	83	100.0	74	74	100.0	101	7	99	98.0
	130310263	1318836	MONTANA HS	5	106	106	100.0	103	103	100.0	93	1	91	97.8
	100000153	1317779	MOUNT VIEW EDUCATION CENTRE	-	4	1	25.0	2	2	100.0	6	1	5	83.3
	108473375	1317727	NEW ORLEANS SEK	3	212	183	86.3	245	202	82.4	289	0	243	84.1
	108473383	1317728	NOORDER-PAARL SEK	3	124	110	88.7	177	139	78.5	190	13	162	85.3
	108312236	1317729	PAARL GIRLS HS	5	91	91	100.0	89	89	100.0	86	0	86	100.0
	109310275	1317732	PAUL ROOS GIMNASIUM	5	242	240	99.2	226	224	99.1	245	0	244	99.6
	108473391	1317733	PAULUS JOUBERT SEK	2	138	129	93.5	151	134	88.7	179	22	157	87.7
	130315610	1318840	PIONIER-SKOOL	-	2	2	100.0	14	14	100.0	4	1	2	50.0
	109310282	1317734	RHENISH GIRLS HS	5	139	139	100.0	129	129	100.0	144	1	144	100.0
	128310285	1318843	ROBERTSON HS	5	77	77	100.0	88	88	100.0	81	1	80	98.8
	129333433	1318844	ROODEZANDT SEK	3	88	77	87.5	81	70	86.4	106	17	89	84.0
	126333425	1318845	SKURWEBERG SEK	3	79	70	88.6	115	89	77.4	129	38	79	61.2
	109310299	1317737	STELLENBOSCH HS	5	115	115	100.0	140	139	99.3	148	0	148	100.0
	109323306	1317738	STELLENZICHT SEK	2	71	36	50.7	54	39	72.2	81	30	41	50.6
	108007589	1317763	TERSIA THERON PRIVAATSKOOL	-	5	5	100.0	5	4	80.0	1	0	1	100.0
	129312252	1318850	TULBAGH HS	5	34	34	100.0	22	22	100.0	24	1	24	100.0
	130041107	1318851	VAN CUTSEM COMBINED SCHOOL	1	66	41	62.1	68	43	63.2	58	18	44	75.9
	130041103	1318853	VUSISIZWE SEC	1	209	105	50.2	205	130	63.4	236	120	126	53.4
	129330566	1318855	WAVEREN HS	5	72	60	83.3	79	54	68.4	82	25	44	53.7
	112473537	1315565	WELLINGTON SEC	3	173	128	74.0	204	171	83.8	196	48	152	77.6
	112473448	1317744	WELTEVREDE SEK	4	76	61	80.3	60	43	71.7	90	5	68	75.6
	129333530	1318866	WOLSELEY SEK	4	85	79	92.9	60	49	81.7	123	17	97	78.9
	130310235	1318859	WORCESTER GIMNASIUM	5	186	184	98.9	184	180	97.8	188	0	186	98.9
	130333395	1318861	WORCESTER SEK	2	161	140	87.0	170	124	72.9	221	24	181	81.9

District Name	EMIS No	Centre No	Centre Name	Quintile	2013			2014			2015			
					Wrote	Achieved	% Achieved	Wrote	Achieved	% Achieved	Wrote	No Progressed	Achieved	% Achieved
EDEN & CENTRAL KAROO	121112200	1353301	ALBERTINIA HS	4	33	33	100.0	31	30	96.8	42	1	42	100.0
	124007217	1353391	AURIAL COLLEGE	3	75	54	72.0	65	55	84.6	76	0	63	82.9
	139363316	1353302	BASTIAANSE SEK	3	133	86	64.7	140	83	59.3	158	22	107	67.7
	139363030	1353351	BEAUFORT-WES SEK	3	133	111	83.5	176	140	79.5	188	16	149	79.3
	124353361	1353304	BRIDGTON SEK	3	246	218	88.6	200	167	83.5	216	8	193	89.4
	122112206	1353305	CALITZDORP HS	4	53	53	100.0	40	39	97.5	48	0	45	93.8
	100000266	1353421	CONCORDIA HIGH SCHOOL	2				115	75	65.2	148	5	101	68.2
	124353491	1353384	DE RUST SEK	1	54	51	94.4	45	41	91.1	63	4	58	92.1
	124353418	1353308	DYSSELSDORP SEK	1	104	91	87.5	101	74	73.3	148	4	119	80.4
	124041301	1353309	FEZEKILE SEC	1	52	41	78.8	49	30	61.2	46	5	43	93.5
	118353310	1353311	GEORGE SEK	3	384	332	86.5	334	280	83.8	400	11	330	82.5
	121353337	1353312	GERRIT DU PLESSIS SEK	3	104	92	88.5	137	83	60.6	161	18	113	70.2
	120353396	1353313	GROOT-BRAKRIVIER SEK	3	76	70	92.1	108	95	88.0	112	3	102	91.1
	125353043	1353314	HAARLEM SEK	1	40	25	62.5	51	47	92.2	57	8	51	89.5
	116112221	1358824	HEIDELBERG HS	5	7	7	100.0	17	17	100.0	17	0	17	100.0
	120353388	1353315	HILLCREST SEK	4	131	114	87.0	142	114	80.3	142	15	128	90.1
	118041302	1353316	IMIZAMO YETHU SEC	1	262	226	86.3	262	135	51.5	218	14	149	68.3
	120041227	1353317	INDWE SEC	1	97	78	80.4	163	101	62.0	164	30	115	70.1
	116333069	1358830	KAIROS SEK	4	56	55	98.2	89	84	94.4	85	9	80	94.1
	119110238	1353318	KNYSNA HS	5	101	98	97.0	95	93	97.9	102	0	102	100.0
	119353019	1353319	KNYSNA SEK	4	211	182	86.3	170	103	60.6	224	35	178	79.5
	123112229	1353320	LADISMITH HS	5	20	19	95.0	23	23	100.0	33	1	32	97.0
	123353450	1353321	LADISMITH SEK	4	112	92	82.1	100	77	77.0	104	16	94	90.4
	140212221	1358831	LAINGSBURG HS	4	36	32	88.9	36	27	75.0	33	5	30	90.9
	124110240	1353322	LANGENHOVEN GIMNASIUM	5	123	122	99.2	134	131	97.8	134	0	133	99.3
	121110243	1358833	LANGENHOVEN HS	5	84	84	100.0	82	82	100.0	85	0	85	100.0
	139041303	1353323	MANDLENKOSI SEC	3	52	45	86.5	42	31	73.8	69	5	61	88.4
	124353329	1353326	MORESTER SEK	3	149	128	85.9	168	129	76.8	138	17	132	95.7
	119353078	1353328	MURRAY HIGH SCHOOL	2	167	100	59.9	128	80	62.5	147	0	97	66.0
	141112238	1353329	MURRAYSBURG HS	3	52	36	69.2	83	24	28.9	63	28	36	57.1
	121106203	1353330	OAKDALE LANDBOUSKOOL	5	86	86	100.0	71	71	100.0	64	0	64	100.0
	124110254	1353331	OUDTSHOORN HS	5	136	134	98.5	131	128	97.7	122	0	120	98.4
	118110257	1353334	OUTENIQUA HS	5	318	318	100.0	346	346	100.0	307	0	306	99.7
	118103202	1353341	P.W. BOTHA KOLLEGE	5	114	108	94.7	110	102	92.7	114	1	107	93.9
118353345	1353335	PACALTSORP SEK	4	102	96	94.1	144	116	80.6	222	0	174	78.4	
118353426	1353337	PARKDENE SEK	3	147	134	91.2	202	140	69.3	191	29	148	77.5	
119041315	1353338	PERCY MDALA HS	1	207	141	68.1	98	74	75.5	106	5	92	86.8	

District Name	EMIS No	Centre No	Centre Name	Quintile	2013			2014			2015			
					Wrote	Achieved	% Achieved	Wrote	Achieved	% Achieved	Wrote	No Progressed	Achieved	% Achieved
EDEN & CENTRAL KAROO	119353469	1353339	PLETTENBERGBAAI SEK	3	111	90	81.1	151	109	72.2	187	18	138	73.8
	120110264	1353340	PUNT HS	5	193	193	100.0	201	198	98.5	221	0	221	100.0
	120353353	1353342	SAO BRAS SEK	4	109	106	97.2	127	107	84.3	142	20	122	85.9
	139210225	1353343	SENTRAAL HS	5	60	59	98.3	62	62	100.0	60	0	59	98.3
	123008273	1353307	SHALOM AKADEMIE	-	6	6	100.0	3	3	100.0	2	0	2	100.0
	118353485	1353306	THEMBALETHU SEC	2	185	128	69.2	157	116	73.9	183	5	136	74.3
	125112257	1353345	UNIONDALE HS	4	31	28	90.3	40	38	95.0	38	9	37	97.4
	119112261	1353347	WITTEDRIFT HS	5	60	60	100.0	66	66	100.0	59	0	59	100.0
	118110288	1353348	YORK HS	5	162	162	100.0	162	160	98.8	172	1	172	100.0
	142212240	1353349	ZWARTBERG HS	5	41	41	100.0	55	47	85.5	60	5	59	98.3
METRO CENTRAL	105000798	1329901	ABBOTT'S COLLEGE	-	161	160	99.4	160	155	96.9	164	0	159	97.0
	100000151	1321158	AL-AZHAR HIGH SCHOOL	-	48	40	83.3	60	51	85.0	72	0	61	84.7
	105483311	1321102	ALEXANDER SINTON SEC	5	160	157	98.1	174	164	94.3	214	4	198	92.5
	102483338	1321103	ARCADIA SEN. SEK	4	54	47	87.0	61	37	60.7	68	6	56	82.4
	105483346	1321106	ATHLONE SEC.	5	77	63	81.8	94	62	66.0	90	33	73	81.1
	102483354	1322202	BEAUVALLON SEK	4	31	13	41.9	30	14	46.7	16	8	15	93.8
	105483362	1321107	BELGRAVIA SEC	5	152	137	90.1	106	93	87.7	170	5	148	87.1
	105000876	1329910	BISHOPS	-	152	152	100.0	149	149	100.0	142	0	142	100.0
	102483389	1321108	BONTEHEUWEL SEK	4	63	58	92.1	60	50	83.3	63	0	58	92.1
	105483397	1321111	BRIDGETOWN SEC	4	98	71	72.4	121	94	77.7	134	30	131	97.8
	103310208	1321112	BUREN HS	4	75	71	94.7	69	63	91.3	86	2	73	84.9
	103310325	1321115	CAMPS BAY HS	5	115	112	97.4	153	153	100.0	109	0	109	100.0
	102007105	1321105	CANNONS CREEK SCHOOL	-	19	19	100.0	19	19	100.0	22	0	22	100.0
	103310213	1321117	CAPE TOWN HS	5	104	93	89.4	82	80	97.6	75	5	71	94.7
	105483400	1321118	CATHKIN SEC	4	48	40	83.3	36	25	69.4	28	11	23	82.1
	105008250	1321202	CITY MISSION EDUCATIONAL SERVICES	-	4	3	75.0	7	4	57.1	8	0	7	87.5
	100000055	1321203	CLAREMONT HS	5	25	25	100.0	17	17	100.0	86	0	86	100.0
	105313602	1321120	CRYSTAL SEK	4	68	53	77.9	93	66	71.0	71	31	60	84.5
	105007063	1321121	DARUL ISLAM ISLAMIC HS	-	66	60	90.9	70	65	92.9	79	0	71	89.9
	103315605	1329911	DOMINICAN GRIMLEY-SCHOOL	-	8	8	100.0	4	4	100.0	10	0	10	100.0
	106042201	1326605	FEZEKA SEC	3	203	146	71.9	209	137	65.6	140	47	87	62.1
	103307200	1321124	GARDENS COMMERCIAL HS	5	112	111	99.1	100	93	93.0	108	4	104	96.3
	105483435	1321125	GARLANDALE SEK	5	109	83	76.1	98	76	77.6	136	14	123	90.4
	103310238	1321126	GOOD HOPE SEMINARY HS	5	66	65	98.5	63	62	98.4	73	1	73	100.0
105483443	1321127	GROENVLEI SEC	4	144	118	81.9	158	129	81.6	142	26	135	95.1	

District Name	EMIS No	Centre No	Centre Name	Quintile	2013			2014			2015			
					Wrote	Achieved	% Achieved	Wrote	Achieved	% Achieved	Wrote	No Progressed	Achieved	% Achieved
METRO CENTRAL	105310240	1329917	GROOTE SCHUUR HS	5	130	128	98.5	126	119	94.4	148	2	142	95.9
	100000315	1321209	GULDEREN SULTAN CAPE GIRLS HIGH	-							7	7	5	71.4
	103313378	1321128	HAROLD CRESSY HS	5	148	131	88.5	83	75	90.4	115	9	111	96.5
	105483451	1321129	HEIDEVELD SEK	4	153	124	81.0	110	91	82.7	147	20	135	91.8
	105007209	1329968	HERITAGE COLLEGE	-	18	18	100.0	20	20	100.0	21	0	20	95.2
	105000844	1329921	HERSCHEL GIRLS SCHOOL	-	94	94	100.0	100	100	100.0	103	0	103	100.0
	103000806	1321131	HERZLIA HS	-	115	115	100.0	100	100	100.0	103	1	103	100.0
	103000809	1321132	HOLY CROSS HIGH SCHOOL (MAITLAND)	-	47	45	95.7	30	30	100.0	48	1	47	97.9
	105313904	1329922	HOUTBAAI SEK	3	64	45	70.3	92	57	62.0	80	25	69	86.3
	106042301	1326607	I. D. MKIZE SEN SEC	3	152	97	63.8	184	115	62.5	136	47	88	64.7
	100000018	1321204	ICG DAMELIN MOWBRAY	-							5	0	5	100.0
	103006042	1321177	ICRA COMPREHENSIVE SCHOOL	5				1	1	100.0	5	0	3	60.0
	102041321	1321133	IKAMVALETHU SEC	3	159	68	42.8	171	61	35.7	143	0	86	60.1
	106042118	1326609	INTSHUKUMO SEC	3	132	83	62.9	153	64	41.8	161	28	94	58.4
	102042104	1321134	ISILIMELA SEC	3	194	128	66.0	216	125	57.9	230	1	183	79.6
	105003386	1321135	ISLAMIA COLLEGE SEC	-	110	109	99.1	105	104	99.0	114	0	111	97.4
	103310246	1321136	JAN VAN RIEBEECK HS	5	99	99	100.0	107	107	100.0	112	1	112	100.0
	103323810	1321137	KENSINGTON SEC	5	157	153	97.5	194	160	82.5	195	42	180	92.3
	102042218	1321138	KULANI SEC	3	101	63	62.4	94	44	46.8	67	13	39	58.2
	102042103	1321140	LANGA SEC	3	88	51	58.0	134	59	44.0	129	7	54	41.9
	105008025	1329979	LEAP SCIENCE AND MATHS SCHOOL	-	85	74	87.1	82	77	93.9	72	0	72	100.0
	105313343	1329926	LIVINGSTONE HS	5	153	153	100.0	173	172	99.4	181	3	180	99.4
	103323829	1321141	MAITLAND SEK	4	125	112	89.6	117	89	76.1	169	26	129	76.3
	105483486	1321142	MANENBERG SEK	4	72	46	63.9	103	49	47.6	97	18	64	66.0
	102483508	1321145	MODDERDAM SEK	4	148	84	56.8	123	79	64.2	181	14	140	77.3
	105313610	1321146	MOUNT VIEW SEC	4	55	50	90.9	67	53	79.1	68	22	52	76.5
	105483516	1321147	NED DOMAN HS	4	55	39	70.9	58	41	70.7	53	18	36	67.9
	105313432	1321148	OAKLANDS SEK	5	128	122	95.3	122	112	91.8	160	3	150	93.8
	103303206	1321149	OUDE MOLEN HTS.	5	92	87	94.6	85	75	88.2	111	7	107	96.4
	105483524	1321182	PEAK VIEW SEK	4	47	42	89.4	53	41	77.4	55	10	48	87.3
	105483494	1321150	PHOENIX SEK	4	74	51	68.9	90	55	61.1	48	42	41	85.4
	102310278	1321151	PINELANDS HS	5	181	181	100.0	180	180	100.0	186	1	185	99.5
	105008028	1329936	PREMIER COLLEGE	-	110	86	78.2	101	80	79.2	111	2	88	79.3
	103310281	1321152	QUEEN'S PARK HS	5	81	64	79.0	60	56	93.3	66	8	58	87.9
105310284	1329937	RHODES HS	5	182	150	82.4	162	145	89.5	191	17	156	81.7	
105310288	1329938	RONDEBOSCH BOYS HS	5	157	157	100.0	151	151	100.0	164	0	164	100.0	

District Name	EMIS No	Centre No	Centre Name	Quintile	2013			2014			2015			
					Wrote	Achieved	% Achieved	Wrote	Achieved	% Achieved	Wrote	No Progressed	Achieved	% Achieved
METRO CENTRAL	105000817	1329940	ROSEBANK PROGRESS COLLEGE	-	69	65	94.2	78	76	97.4	71	0	70	98.6
	105310291	1329939	RUSTENBURG GIRLS HS	5	143	143	100.0	151	151	100.0	152	0	152	100.0
	105062458	1321153	RYLANDS HS	5	173	168	97.1	175	167	95.4	180	13	173	96.1
	105310293	1329942	S.A. COLLEGE HS	5	145	145	100.0	150	150	100.0	139	0	137	98.6
	103313459	1321154	SALT RIVER SEC	5	61	49	80.3	59	45	76.3	63	12	39	61.9
	105310296	1329943	SANS SOUCI GIRLS HS	5	78	78	100.0	60	60	100.0	84	0	83	98.8
	103007340	1321195	SCHOOL OF HOPE	-	16	10	62.5	14	8	57.1	10	0	9	90.0
	103310297	1321156	SEA POINT HS	5	64	60	93.8	53	48	90.6	67	6	63	94.0
	105483559	1321159	SILVERSTREAM SEK	4	68	47	69.1	80	24	30.0	73	17	32	43.8
	105483540	1321161	SPES BONA HS	5	75	64	85.3	95	73	76.8	147	1	128	87.1
	103000818	1321162	ST. CYPRIAN'S SCHOOL.	-	60	60	100.0	69	69	100.0	61	0	61	100.0
	103000819	1329951	ST. GEORGE'S GRAMMAR SCHOOL.	-	37	36	97.3	40	40	100.0	33	0	33	100.0
	105000820	1329952	ST. JOSEPH'S COLLEGE.	-	36	36	100.0	32	31	96.9	41	0	41	100.0
	105007284	1321130	STAR COLLEGE CAPE TOWN	-	11	11	100.0	23	23	100.0	21	0	21	100.0
	105008275	1321186	STONEFOUNTAIN COLLEGE - ATHLONE	-							44	0	20	45.5
	100000320	1321205	STONEFOUNTAIN COLLEGE - KENILWORTH	-				30	21	70.0	26	0	19	73.1
	105041120	1329953	THANDOKHULU SEC	4	216	190	88.0	196	167	85.2	201	12	178	88.6
	105008404	1321207	THE LEADERSHIP COLLEGE	-				40	35	87.5	57	0	40	70.2
	103313335	1321167	TRAFALGAR SEC	5	108	87	80.6	97	83	85.6	143	3	137	95.8
	103313416	1321169	VISTA HS	5	64	49	76.6	67	58	86.6	70	11	52	74.3
	105315613	1329954	VISTA NOVA-SCHOOL	-	15	15	100.0	18	18	100.0	28	0	28	100.0
	105310311	1329955	VOORTREKKER HS	5	57	57	100.0	69	67	97.1	91	3	86	94.5
	103313122	1321201	WALMER SEC	5	55	28	50.9	51	45	88.2	61	16	56	91.8
105310316	1329957	WESTERFORD HS	5	175	175	100.0	177	177	100.0	182	0	182	100.0	
103323837	1321171	WINDERMERE SEK	4	81	53	65.4	66	47	71.2	75	10	59	78.7	
105310317	1321172	WINDSOR HS	5	135	126	93.3	126	106	84.1	132	6	128	97.0	
103007511	1321178	Y2K COLLEGE	-	48	47	97.9	52	47	90.4	57	0	46	80.7	
103310328	1321174	ZONNEBLOEM NEST SENIOR SCHOOL	5	32	31	96.9	40	33	82.5	42	5	38	90.5	
METRO EAST	101310200	1332205	BELLVILLE HS	5	204	204	100.0	209	209	100.0	210	0	210	100.0
	107323888	1334402	BLACKHEATH SEK	5	112	88	78.6	94	59	62.8	119	38	83	69.7
	101007208	1332242	BOSTON PRIVATE SCHOOL	-	57	49	86.0	57	53	93.0	43	0	42	97.7
	107310205	1334403	BRACKENFELL HS	5	305	302	99.0	302	300	99.3	324	0	323	99.7
	106041121	1334404	BULUMKO SEC	3	134	105	78.4	184	110	59.8	292	0	178	61.0

District Name	EMIS No	Centre No	Centre Name	Quintile	2013			2014			2015			
					Wrote	Achieved	% Achieved	Wrote	Achieved	% Achieved	Wrote	No Progressed	Achieved	% Achieved
METRO EAST	106008233	1334448	CENTRE OF SCIENCE AND TECHNOLOGY	3	65	65	100.0	75	68	90.7	95	6	89	93.7
	106041332	1334405	CHRIS HANI SEC	2	197	163	82.7	198	160	80.8	164	20	139	84.8
	107310218	1334407	DE KUILEN HS	5	297	296	99.7	245	243	99.2	309	4	305	98.7
	101007546	1332272	DUNATOS PRIVAATSKOOL	-				11	9	81.8	14	0	14	100.0
	107323861	1334409	EERSTERIVIER SEK	5	152	126	82.9	160	131	81.9	180	28	146	81.1
	102323934	1334410	ESANGWENI SEC	2	136	68	50.0	95	58	61.1	118	39	86	72.9
	107323853	1334412	FOREST HEIGHTS HS	5	115	78	67.8	129	100	77.5	161	34	115	71.4
	107003389	1334414	GOOD HOPE HS	-	62	46	74.2	69	54	78.3	59	0	51	86.4
	110323438	1337709	GORDON SEK	5	163	133	81.6	167	130	77.8	206	22	171	83.0
	103323918	1334443	HARRY GWALA SEC	2	221	122	55.2	164	121	73.8	200	8	135	67.5
	110000838	1337712	HELDERBERG HIGH SCHOOL	-	19	19	100.0	24	23	95.8	32	0	31	96.9
	110310242	1337714	HOTTENTOTS-HOLLAND HS	5	229	221	96.5	215	210	97.7	220	2	217	98.6
	106041318	1334419	INTLANGANISO SEC	2	135	127	94.1	111	92	82.9	196	52	126	64.3
	106324086	1336665	IQHAYIYA SEC	3	104	88	84.6	91	76	83.5	124	26	110	88.7
	107315607	1334420	JAN KRIEL-SKOOL	-	72	68	94.4	65	57	87.7	48	0	47	97.9
	106041220	1334421	JOE SLOVO SEC	2	162	112	69.1	129	89	69.0	152	0	105	69.1
	111323942	1337718	KHANYOLWETHU SEC	3	155	128	82.6	189	117	61.9	305	46	154	50.5
	107323578	1334422	KLEINVLEI SEK	5	121	85	70.2	112	78	69.6	129	27	106	82.2
	106323128	1334423	KWAMFUNDO SEC	2	213	138	64.8	161	134	83.2	145	0	105	72.4
	106041101	1334424	LUHLAZA SEC	3	182	150	82.4	139	102	73.4	155	1	135	87.1
	110323527	1337724	MACASSAR SEK	5	48	36	75.0	47	32	68.1	87	16	68	78.2
	111007200	1337748	MADRASATUR RAJAA STRAND HS	-	32	31	96.9	22	21	95.5	22	0	22	100.0
	107323802	1334425	MALIBU SEK	5	261	206	78.9	262	214	81.7	258	13	238	92.2
	106373435	1336651	MANYANO HS	3	157	127	80.9	144	116	80.6	167	0	145	86.8
	199042109	1334426	MANZOMTHOMBO SEC	3	246	194	78.9	163	149	91.4	237	60	196	82.7
	106041105	1334427	MASIYILE SENIOR SEC	3	134	120	89.6	103	81	78.6	144	0	108	75.0
	106041102	1334428	MATTHEW GONIWE MEMORIAL HS	2	155	131	84.5	155	113	72.9	151	25	125	82.8
	111008379	1337777	MONDEOR ECO SCHOOL	-	18	15	83.3	17	14	82.4	18	0	17	94.4
	101310264	1334429	MONUMENT PARK HS	5	162	160	98.8	191	190	99.5	205	1	202	98.5
	101008201	1337739	NATURAL LEARNING ACADEMY	-	12	12	100.0	15	15	100.0	17	0	17	100.0
	100000108	1334497	NORTHPIKE TECHNICAL HIGH SCHOOL	5							30	1	22	73.3
	110310273	1337731	PAREL VALLEI HS	5	232	232	100.0	201	199	99.0	228	0	228	100.0
	111323896	1337735	RUSTHOF SEK	4	98	80	81.6	102	72	70.6	138	36	91	65.9
107323748	1334432	SAREPTA SEK	5	165	141	85.5	182	166	91.2	199	38	177	88.9	
101323039	1334433	SCOTTSDENE SEK	5	94	64	68.1	110	99	90.0	158	44	129	81.6	

District Name	EMIS No	Centre No	Centre Name	Quintile	2013			2014			2015			
					Wrote	Achieved	% Achieved	Wrote	Achieved	% Achieved	Wrote	No Progressed	Achieved	% Achieved
METRO EAST	101323632	1334434	SCOTTSVILLE SEK	5	107	54	50.5	98	67	68.4	185	27	106	57.3
	111322504	1337764	SIMANYENE SEC	3	272	174	64.0	243	176	72.4	298	67	169	56.7
	110007280	1334444	SINAKO SECONDARY SCHOOL	2	138	87	63.0	166	125	75.3	164	0	122	74.4
	106323993	1336659	SIPHAMANDLA SEC	3	147	112	76.2	118	109	92.4	151	2	144	95.4
	106323144	1336660	SIZIMISELE SEC	3	141	86	61.0	138	94	68.1	121	0	95	78.5
	110007510	1337749	SOMERSET WEST PRIVATE SCHOOL	-	38	37	97.4	31	31	100.0	24	0	24	100.0
	111310327	1337740	STRAND HS	5	232	229	98.7	190	187	98.4	190	0	186	97.9
	111323721	1337741	STRAND SEK	4	66	54	81.8	85	61	71.8	91	32	70	76.9
	100000054	1334494	THE EQUESTRIAN ACADEMY OF CAPE TOWN	-	2	2	100.0	7	7	100.0	5	1	5	100.0
	103313947	1331166	THEMBELIHLE HS	2	131	74	56.5	98	60	61.2	135	45	80	59.3
	107323187	1334483	TUSCANY GLEN SEC	5	118	98	83.1	122	98	80.3	172	27	148	86.0
	103323926	1331168	USASAZO SEC	2	242	178	73.6	143	108	75.5	135	10	115	85.2
	106041339	1334437	UXOLO HS	3	165	87	52.7	159	109	68.6	160	9	99	61.9
	110007281	1337747	VALSBAAI HS	-	13	13	100.0	7	7	100.0	11	0	11	100.0
	107008229	1334488	WESTERN CAPE SPORT SCHOOL	-	67	61	91.0	62	51	82.3	42	0	36	85.7
	110323780	1337745	ZANDVLIET HS	5	132	117	88.6	169	115	68.0	162	18	126	77.8
102483605	1331173	ZOLA SENIOR SEC	3	233	187	80.3	184	140	76.1	194	20	140	72.2	
METRO NORTH	103007278	1341101	ABBOTTS COLLEGE, MILNERTON	-	115	111	96.5	87	87	100.0	92	3	92	100.0
	101324612	1342201	ATHLONE SKOOL VIR BLINDES	-	16	10	62.5	30	14	46.7	20	14	7	35.0
	132473316	1345501	ATLANTIS SEK	5	264	188	71.2	238	179	75.2	296	2	244	82.4
	107008380	1342280	BARDALE SEC	2	71	50	70.4	109	84	77.1	156	1	120	76.9
	101323500	1342203	BELHAR SEK	5	242	200	82.6	190	152	80.0	165	12	140	84.8
	101303200	1342206	BELLVILLE HTS.	5	191	188	98.4	179	175	97.8	238	8	226	95.0
	101323349	1342207	BELLVILLE-SUID SEK	4	126	107	84.9	140	99	70.7	157	10	126	80.3
	101323764	1344401	BERNADINO HEIGHTS SEK	5	238	233	97.9	226	219	96.9	243	21	239	98.4
	102483370	1342208	BISHOP LAVIS SEK	4	109	85	78.0	139	77	55.4	167	23	116	69.5
	107007987	1344454	BLOEKOMBOS SEC	1	311	221	71.1	269	166	61.7	245	5	188	76.7
	103008009	1342261	BLOUBERGRANT SEC	5	73	73	100.0	71	69	97.2	72	2	71	98.6
	102310204	1342209	BOSMANSDAM HS	5	149	149	100.0	147	144	98.0	147	2	145	98.6
	103008276	1342231	CAPE TOWN STUDIES AND TOURS	-	14	13	92.9	11	11	100.0	10	0	10	100.0
	103000802	1341119	CBC ST. JOHN'S PARKLANDS	-	45	45	100.0	57	57	100.0	62	2	62	100.0
	102062450	1342210	CRAVENBY SEC	5	109	95	87.2	118	89	75.4	139	9	116	83.5
	101310217	1342212	D.F. MALAN HS	5	206	206	100.0	219	219	100.0	199	0	199	100.0

District Name	EMIS No	Centre No	Centre Name	Quintile	2013			2014			2015			
					Wrote	Achieved	% Achieved	Wrote	Achieved	% Achieved	Wrote	No Progressed	Achieved	% Achieved
METRO NORTH	100000109	1345432	DELFT TECHNICAL HIGH SCHOOL	4							42	1	15	35.7
	106042317	1346604	DR. NELSON R. MANDELA HS	2	144	80	55.6	164	76	46.3	161	119	90	55.9
	101310227	1342213	DURBANVILLE HS	5	163	158	96.9	157	154	98.1	162	2	161	99.4
	101310229	1344408	EBEN DONGES HS	5	122	113	92.6	120	112	93.3	162	4	151	93.2
	102310230	1342214	EDGEMEAD HS	5	191	186	97.4	213	209	98.1	223	0	218	97.8
	102483419	1342215	ELSIESRIVIER SEK	4	225	212	94.2	223	198	88.8	265	21	256	96.6
	102483427	1342216	ELSWOOD SEK	4	36	27	75.0	45	32	71.1	66	0	48	72.7
	102007204	1342262	EMMANUEL CHRISTIAN ACADEMY	-	21	20	95.2	20	16	80.0	25	2	21	84.0
	101323616	1342217	EXCELSIOR SEK	4	176	169	96.0	179	161	89.9	200	8	189	94.5
	102310231	1342218	FAIRBAIRN COLLEGE	5	174	174	100.0	162	162	100.0	163	0	163	100.0
	101310232	1342219	FAIRMONT HS	5	247	246	99.6	235	234	99.6	229	8	229	100.0
	100000122	1342291	FISANTEKRAAL HS	1				90	39	43.3	91	16	59	64.8
	101323373	1342220	FLORIDA SEK	4	107	76	71.0	97	83	85.6	99	0	90	90.9
	102310219	1342211	GOODWOOD KOLLEGE	4	83	80	96.4	75	74	98.7	85	8	83	97.6
	107323136	1344415	HECTOR PETERSON SEC	2	195	116	59.5	141	85	60.3	199	4	142	71.4
	107008334	1342281	HINDLE HS	4	48	46	95.8	79	73	92.4	67	4	66	98.5
	103373443	1342249	INKWENKWEZI SEC	3	142	120	84.5	180	139	77.2	171	33	123	71.9
	101007216	1342248	IQRA ACADEMY	-	26	24	92.3	33	29	87.9	29	1	25	86.2
	102310245	1342224	J.G. MEIRING HS	5	191	185	96.9	172	161	93.6	197	3	176	89.3
	102483478	1342225	JOHN RAMSAY HS	4	43	32	74.4	45	29	64.4	55	1	42	76.4
	101323586	1342226	KASSELSVLEI KOMPRESHENSIEWE HS	4	146	108	74.0	159	118	74.2	141	17	110	78.0
	107323977	1344482	KUILS RIVER TECHNICAL SEC	4	85	69	81.2	130	63	48.5	181	0	103	56.9
	107007994	1342265	LEIDEN SEC	4	114	100	87.7	195	143	73.3	166	12	113	68.1
	102489220	1342227	MARIAN RC SEC	4	62	60	96.8	52	51	98.1	71	8	65	91.5
	107393436	1344468	MASIBAMBANE SEC	1	182	166	91.2	230	192	83.5	195	40	179	91.8
	103313920	1341143	MASIBAMBISANE SEC	4	158	75	47.5	162	77	47.5	139	30	70	50.4
	100000110	1342273	MELKBOS HIGH SCHOOL	5							64	0	62	96.9
	132008331	1342276	MELKBOSSTRAND PRIVATE SCHOOL	-	22	22	100.0	30	30	100.0	23	0	23	100.0
	107008031	1342270	MFULENI SEC	3	211	113	53.6	168	85	50.6	225	39	179	79.6
	103310260	1341144	MILNERTON HS	5	191	191	100.0	191	190	99.5	196	0	196	100.0
	102008374	1342275	MOUNTAIN VIEW ACADEMY	-	6	6	100.0	9	8	88.9	10	0	10	100.0
	106493554	1346658	NEW EISLEBEN SEC	3	154	86	55.8	136	76	55.9	210	23	99	47.1
	103007232	1342259	PARKLANDS COLLEGE	-	65	65	100.0	86	86	100.0	103	0	103	100.0
101310274	1342228	PAROW HS	5	201	196	97.5	206	203	98.5	220	1	215	97.7	
101323772	1342229	PERSEVERANCE SEK	4	65	57	87.7	89	50	56.2	90	27	84	93.3	

District Name	EMIS No	Centre No	Centre Name	Quintile	2013			2014			2015			
					Wrote	Achieved	% Achieved	Wrote	Achieved	% Achieved	Wrote	No Progressed	Achieved	% Achieved
METRO NORTH	102310280	1342230	PRESIDENT HS	5	132	127	96.2	100	95	95.0	96	2	94	97.9
	132473332	1345516	PROTEUS SEK	5	127	104	81.9	133	82	61.7	189	28	146	77.2
	102483532	1342232	RANGE SEK	4	37	27	73.0	31	21	67.7	36	3	23	63.9
	101323624	1342233	RAVENSMEAD SEK	4	100	97	97.0	162	145	89.5	152	46	150	98.7
	103008281	1342289	RIVERSIDE COLLEGE	-	4	4	100.0	6	5	83.3	5	0	5	100.0
	132473464	1345517	ROBINVALE HS	5	87	70	80.5	143	126	88.1	162	8	147	90.7
	107323101	1344431	ROSENDAAL SEK	3	97	86	88.7	139	84	60.4	120	0	80	66.7
	132473324	1345518	SAXONSEA SEK	4	120	109	90.8	89	81	91.0	151	35	124	82.1
	105008252	1344491	SILVERSANDS SEC	4	76	55	72.4	56	41	73.2	57	0	47	82.5
	107007096	1344435	SIMUNYE SEK	4	105	94	89.5	93	68	73.1	114	12	89	78.1
	103353491	1342267	SINENJONGO HS	4	91	85	93.4	137	122	89.1	149	6	135	90.6
	102483591	1342234	ST. ANDREW'S SEK	4	151	86	57.0	187	84	44.9	155	5	61	39.4
	101310326	1342235	STELLENBERG HS	5	299	298	99.7	321	320	99.7	286	0	286	100.0
	103007427	1341183	SUNNINGDALE SCHOOL	-	3	3	100.0	4	4	100.0	7	1	7	100.0
	101323659	1342236	SYMPHONY SEK	4	43	35	81.4	70	47	67.1	84	17	73	86.9
	103310307	1341164	TABLE VIEW HS	5	181	180	99.4	196	195	99.5	182	0	181	99.5
	105315611	1341165	TAFELBERGSKOOL	-	18	18	100.0	19	19	100.0	18	0	18	100.0
	101310308	1342237	THE SETTLERS HS	5	228	228	100.0	209	206	98.6	247	0	245	99.2
	101310310	1342238	TYGERBERG HS	5	180	175	97.2	170	167	98.2	181	2	180	99.4
	102483567	1342240	UITZIG SEK	3	36	15	41.7	26	12	46.2	38	15	20	52.6
	102483575	1342241	VALHALLA SEK	4	43	32	74.4	43	37	86.0	32	17	25	78.1
	107323845	1344438	VOORBRUG SEK	3	113	90	79.6	149	85	57.0	200	29	139	69.5
	107008016	1342279	WALLACEDENE SEC	3	101	67	66.3	159	107	67.3	180	78	96	53.3
	107324078	1344411	WEST BANK HS	3	77	48	62.3	67	54	80.6	76	20	58	76.3
102008218	1342274	WINELANDS ACADEMY	-	15	14	93.3	15	12	80.0	13	4	13	100.0	
METRO SOUTH	100000330	1369969	ADVANCED LEARNING ACADEMY	-							33	0	3	9.1
	106493317	1366601	ALOE SEC	5	140	93	66.4	140	95	67.9	182	76	93	51.1
	106493325	1366602	BEACON HILL SEK	4	91	76	83.5	109	91	83.5	120	15	103	85.8
	105310201	1369903	BERGVLIET HS	5	192	190	99.0	204	203	99.5	181	0	179	98.9
	105483613	1369947	CAPE ACADEMY FOR MATHS, SCIENCE AND TEC	-	143	141	98.6	106	100	94.3	133	0	132	99.2
	106493333	1366603	CEDAR SEC	5	173	154	89.0	232	155	66.8	188	35	153	81.4
	105008291	1369972	CHRISTEL HOUSE SOUTH AFRICA	-	42	41	97.6	44	43	97.7	40	0	39	97.5
	105000822	1369956	CONSTANTIA WALDORF SCHOOL	-	26	26	100.0	27	27	100.0	29	0	29	100.0
	105313599	1369908	CRESTWAY SEC	4	91	62	68.1	90	74	82.2	94	0	83	88.3
	106003396	1366612	DARUL ARGAM ISLAMIC HS	-	35	28	80.0	30	28	93.3	41	5	39	95.1
100000030	1369984	DARUN NA'IM HS	-	11	11	100.0	8	8	100.0	13	0	13	100.0	

District Name	EMIS No	Centre No	Centre Name	Quintile	2013			2014			2015			
					Wrote	Achieved	% Achieved	Wrote	Achieved	% Achieved	Wrote	No Progressed	Achieved	% Achieved
METRO SOUTH	105314633	1369965	DOMINIKAANSE SCHOOL FOR THE DEAF	-							4	0	3	75.0
	105313769	1369913	FAIRMOUNT SEC	5	113	89	78.8	92	71	77.2	127	11	114	89.8
	104314201	1369914	FISH HOEK HS	5	182	181	99.5	178	175	98.3	177	0	176	99.4
	100000286	1369986	FOCUS COLLEGE	-	24	19	79.2	19	10	52.6	25	0	21	84.0
	106493430	1366606	GLENDALE SEC	4	108	84	77.8	96	80	83.3	145	13	133	91.7
	105313815	1369915	GRASSDALE HOER	5	108	101	93.5	87	83	95.4	135	23	133	98.5
	105313408	1369916	GRASSY PARK SEC	5	177	142	80.2	136	121	89.0	158	3	149	94.3
	105313467	1369920	HEATHFIELD HS	5	99	79	79.8	116	88	75.9	164	17	136	82.9
	105319228	1369923	IMMACULATA RK SEC	5	71	61	85.9	67	64	95.5	70	0	70	100.0
	106323969	1366657	INTSEBENZISWANO SEC	2	205	144	70.2	224	130	58.0	191	31	129	67.5
	105313661	1369925	LAVENDER HILL SEC	4	72	60	83.3	114	85	74.6	111	10	93	83.8
	106493392	1366610	LENTEGEUR SEC	5	153	117	76.5	166	114	68.7	172	58	145	84.3
	105493341	1369927	LOTUS SEK	5	44	29	65.9	39	18	46.2	41	6	26	63.4
	104373427	1369970	MASIPHUMELELE HS	3	155	111	71.6	182	135	74.2	197	4	138	70.1
	105000814	1361194	MICHAEL OAK WALDORF SCHOOL	-							6	0	6	100.0
	106493368	1366615	MONDALE HS	5	246	245	99.6	245	239	97.6	246	6	244	99.2
	104310265	1369928	MUIZENBERG HS	5	120	109	90.8	128	126	98.4	103	0	100	97.1
	105310269	1369930	NORMAN HENSHILWOOD HS	5	142	141	99.3	163	163	100.0	221	2	220	99.5
	104313491	1369931	OCEAN VIEW SEC	4	128	118	92.2	119	106	89.1	137	26	118	86.1
	106042203	1366616	OSCAR MPETHA HS	2	163	93	57.1	114	68	59.6	126	27	107	84.9
	106493503	1366617	OVAL NORTH SEC	4	119	105	88.2	135	117	86.7	163	9	155	95.1
	105062454	1369932	PELICAN PARK HIGH SCHOOL	5	46	43	93.5	54	48	88.9	100	8	92	92.0
	106313939	1366618	PHAKAMA SEC	2	174	114	65.5	197	89	45.2	155	54	102	65.8
	106008035	1369971	PHANDULWAZI HS	3	161	111	68.9	163	103	63.2	192	31	139	72.4
	106008278	1366641	PHILLIPI SEC	2	178	126	70.8	137	100	73.0	192	3	133	69.3
	105310279	1369933	PLUMSTEAD HS	5	186	184	98.9	183	161	88.0	172	0	148	86.0
	106493376	1366621	PORTLAND SEC	5	193	151	78.2	219	181	82.6	182	16	178	97.8
	106493481	1366622	PRINCETON SEC	5	92	61	66.3	103	77	74.8	155	28	113	72.9
	106493384	1366623	ROCKLANDS SEC	5	197	146	74.1	202	173	85.6	257	3	233	90.7
	105007428	1369941	SHILOAH CHRISTIAN SCHOOL	-	17	17	100.0	18	18	100.0	28	0	28	100.0
	105313106	1369944	SIBELIUS HS	5	72	53	73.6	79	53	67.1	114	12	95	83.3
	104312245	1369946	SIMON'S TOWN SCHOOL	5	79	75	94.9	73	64	87.7	104	1	97	93.3
106041230	1366626	SINETHEMBA SEC	2	271	202	74.5	200	126	63.0	282	26	179	63.5	
106042101	1366629	SITHEMBELE MATISO SEC	3	129	70	54.3	97	60	61.9	158	0	85	53.8	
106007098	1366635	SOPHUMELELA SEC	3	152	109	71.7	118	104	88.1	142	3	105	73.9	
105313351	1369949	SOUTH PENINSULA HS	5	199	199	100.0	189	181	95.8	204	0	200	98.0	

District Name	EMIS No	Centre No	Centre Name	Quintile	2013			2014			2015			
					Wrote	Achieved	% Achieved	Wrote	Achieved	% Achieved	Wrote	No Progressed	Achieved	% Achieved
METRO SOUTH	106493422	1366628	SPINE ROAD SEC	5	199	198	99.5	233	233	100.0	280	24	278	99.3
	105000935	1369907	SPRINGFIELD CONVENT OF THE HOLY ROSARY	-	96	96	100.0	84	84	100.0	84	1	84	100.0
	105313521	1369950	STEENBERG SEC	5	205	193	94.1	160	139	86.9	225	0	195	86.7
	106493406	1366631	STRANDFONTEIN SEK	5	106	92	86.8	100	82	82.0	154	18	126	81.8
	106493414	1366632	TAFELSIG SEK	4	134	106	79.1	84	73	86.9	134	53	115	85.8
	105008330	1369981	THE ORACLE ACADEMY	-	71	70	98.6	67	65	97.0	62	1	60	96.8
	106041343	1366634	VUYISEKA SEC	2	124	86	69.4	117	73	62.4	103	24	76	73.8
	106493449	1366637	WESTRIDGE SEC	5	108	88	81.5	110	78	70.9	157	25	119	75.8
	105313424	1369959	WITTEBOME HS	5	140	122	87.1	117	99	84.6	144	9	115	79.9
	106493457	1366638	WOODLANDS SEC	5	48	34	70.8	65	49	75.4	124	0	68	54.8
	105310318	1369960	WYNBERG BOYS HS	5	178	174	97.8	147	145	98.6	148	0	148	100.0
	105310321	1369961	WYNBERG GIRLS HS	5	182	182	100.0	172	171	99.4	187	0	186	99.5
	105313696	1369962	WYNBERG SEK	5	130	106	81.5	137	109	79.6	183	6	160	87.4
	105313890	1369963	ZEEKOEVLEI SEC	5	68	61	89.7	57	56	98.2	103	7	94	91.3
	106007102	1366636	ZISUKHANYO SEC	3	134	88	65.7	138	96	69.6	203	5	137	67.5
105310323	1369964	ZWAANSWYK HS	5	74	71	95.9	89	79	88.8	104	9	97	93.3	
OVERBERG	113333360	1388801	ALBERT MYBURGH SEK	3	102	88	86.3	110	87	79.1	129	20	117	90.7
	117312200	1388804	BARRYDALE HS	3	33	27	81.8	41	36	87.8	41	4	39	95.1
	113310206	1388808	BREDASDORP HS	5	88	87	98.9	95	93	97.9	88	0	87	98.9
	114336734	1388885	DE RUST FUTURA AKADEMIE	3	34	32	94.1	31	29	93.5	34	0	33	97.1
	114310220	1388814	DE VILLIERS GRAAFF HS	5	36	35	97.2	29	29	100.0	37	2	37	100.0
	114333328	1388817	EMIL WEDER SEK	3	86	82	95.3	67	60	89.6	76	3	70	92.1
	115007999	1385537	GANSBAAI ACADEMIA	3	73	68	93.2	76	68	89.5	78	19	69	88.5
	114312224	1388821	GRABOUW HS	4	30	30	100.0	27	26	96.3	35	1	34	97.1
	114333387	1388822	GROENBERG SEK	4	183	176	96.2	177	166	93.8	242	22	224	92.6
	115333565	1388823	HAWSTON SEK	3	69	61	88.4	78	61	78.2	132	7	108	81.8
	115310241	1388826	HERMANUS HS	5	162	162	100.0	142	140	98.6	154	2	154	100.0
	115007810	1388879	NORTHCLIFF HOUSE COLLEGE	-	17	17	100.0	13	13	100.0	13	0	12	92.3
	117000842	1388838	OLYFKRANS COLLEGE.	-	13	13	100.0	9	9	100.0	14	0	14	100.0
	114310270	1388839	OVERBERG HS	5	103	103	100.0	99	99	100.0	114	0	114	100.0
	115333646	1388841	QHAYIYA SEC SCHOOL	1	71	54	76.1	116	87	75.0	129	38	104	80.6
	114312243	1388842	RIVIERSONDEREND HS	3	23	23	100.0	24	21	87.5	26	0	26	100.0
	114333336	1388846	SWARTBERG SEK	3	74	61	82.4	57	48	84.2	93	11	77	82.8
	117310305	1388847	SWELLENDAM HS	5	63	63	100.0	55	55	100.0	76	0	75	98.7
	117333417	1388848	SWELLENDAM SEK	3	80	63	78.8	90	73	81.1	117	21	108	92.3
	100000288	1388914	UMYEZO WAMAAPILE HS	1	123	78	63.4	86	61	70.9	134	51	88	65.7
114333077	1388852	VILLIERSDORP SEK.	3	86	71	82.6	83	65	78.3	100	27	81	81.0	

District Name	EMIS No	Centre No	Centre Name	Quintile	2013			2014			2015			
					Wrote	Achieved	% Achieved	Wrote	Achieved	% Achieved	Wrote	No Progressed	Achieved	% Achieved
WEST COAST	136312208	1375503	AUGSBURG LANDBOUGIMNASIUM	5	69	69	100.0	69	68	98.6	47	0	47	100.0
	100000091	1375596	CEDERBERG ACADEMY	4	47	40	85.1	71	59	83.1	87	4	70	80.5
	136473472	1375505	CLANWILLIAM SEK	3	100	85	85.0	66	51	77.3	88	12	77	87.5
	134473359	1375506	DIAZVILLE HS	4	120	106	88.3	137	114	83.2	150	1	135	90.0
	135310225	1375507	DIRKIE UYS HS	5	52	52	100.0	58	58	100.0	53	0	53	100.0
	136312222	1375508	GRAAFWATER HS	4	46	46	100.0	32	32	100.0	32	0	32	100.0
	131312226	1375509	HOPEFIELD HS	5	66	66	100.0	39	39	100.0	68	0	68	100.0
	132473510	1375540	LLINGELETHU SEC	1	117	48	41.0	80	51	63.8	90	9	51	56.7
	100000124	1375532	LOUWVILLE HS	4							86	1	68	79.1
	138312229	1375510	LUTZVILLE HS	5	44	44	100.0	35	35	100.0	38	0	38	100.0
	137312234	1375542	NUWERUS HS	3	27	23	85.2	13	12	92.3	21	1	19	90.5
	133312238	1375513	PIKETBERG HS	5	60	60	100.0	60	59	98.3	54	0	54	100.0
	133312241	1375515	PORTERVILLE HS	5	62	62	100.0	47	47	100.0	59	0	59	100.0
	132473405	1375519	SCHOONSPRUIT SEK	4	253	231	91.3	278	245	88.1	270	28	230	85.2
	133473413	1375521	STEYNVILLE SEK	4	149	108	72.5	146	103	70.5	166	9	143	86.1
	132310302	1375522	SWARTLAND HS	5	136	135	99.3	157	154	98.1	143	1	143	100.0
	137312254	1375523	VANRHYNSDORP HS	5	47	42	89.4	45	41	91.1	38	1	37	97.4
	133312257	1375524	VELDDRIF HS	5	20	18	90.0	24	24	100.0	30	2	28	93.3
	134310314	1375525	VREDENBURG HS	5	155	152	98.1	152	151	99.3	170	12	164	96.5
	138310312	1375526	VREDENDAL HS	5	70	70	100.0	73	72	98.6	82	0	82	100.0
	138473421	1375527	VREDENDAL SEK	3	111	96	86.5	136	123	90.4	141	3	124	87.9
	132470686	1375529	WESBANK SEK	4	120	112	93.3	126	109	86.5	179	4	159	88.8
	134473456	1375530	WESTON SEK	4	226	189	83.6	252	206	81.7	220	27	175	79.5



Published by the Department of Basic Education

222 Struben Street

Private Bag X895, Pretoria, 0001

Telephone: 012 357 3000 Fax: 012 323 0601

© Department of Basic Education

website
www.education.gov.za

facebook
www.facebook.com/BasicEd

twitter
www.twitter.com/dbe_sa